

Table of Contents

Introduction	2
Making and Using the Instant Books.....	3


Instant Books

Flip Book: <i>ar</i>	5
“The Water Park” Strip Book	6
Flip Book: <i>er</i>	8
“My Diner” Strip Book.....	9
Flip Book: <i>ir</i>	11
“The Circus” Strip Book.....	12
Flip Book: <i>or</i>	14
“A Horse” Strip Book.....	15
Flip Book: <i>ur</i>	17
“Surprise!” Strip Book.....	18
“Word Pail” Shape Book.....	20
“Word Tray” Shape Book	21
“Word Boat” Shape Book.....	22
“oo Word Book” Shape Book.....	23
“Cool School” Shape Book	24
“Snowman” Shape Book	25
Word Wallet: <i>ea</i> (eat), <i>ee</i> , <i>ie</i> (field).....	26
Wallet Words: <i>ea</i> , <i>ee</i> , <i>ie</i>	27
Word Wallet: <i>oo</i> (book), <i>oo</i> (moon), <i>ue</i>	28
Wallet Words: <i>oo</i> , <i>oo</i> , <i>ue</i>	29
Read-and-Write Book	30
Word Cards: <i>ea</i> (head)	31
Make Your Own Word Cards	32

Introduction


About the Build-a-Skill Instant Books Series

The *Build-a-Skill Instant Books* series features a variety of reproducible instant books that focus on important reading and math skills covered in the primary classroom. Each instant book is easy to make, and once children become familiar with the basic formats that appear throughout the series, they will be able to make new books with little help. Children will love the unique, manipulative quality of the books and will want to read them over and over again as they gain mastery of basic learning skills!



About the Build-a-Skill Instant Books: R-Controlled Vowels and Vowel Digraphs

This book features the five r-controlled vowels and common vowel digraphs in fun and easy-to-make instant books. Children will develop fine motor skills and practice following directions as they cut, fold, and staple the reproducible pages together to make flip books, shape books, word wallets, and more! As children read and reread their instant books, they will strengthen their decoding skills and increase their sight word vocabulary.



Refer to the Table of Contents to help with lesson planning. Choose instant book activities that fit with the curriculum goals in your regular or ELL classroom. Use the instant books to practice skills or introduce new ones. Directions for making the instant books appear on pages 3 and 4. These should be copied and sent along with the book patterns when assigning a bookmaking activity as homework.


ar

Flip Book




Staple word cards here.


I can read



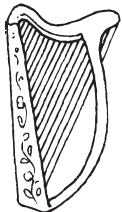
arm



barn



farm



harp



jar



star

Surprise! Strip Book


Surprise!
by Roger

Surprise!

by _____

1

Brush your fur.



2

Put on a purple hat.



3

Surprise! Strip Book



The candles are burning.

4



Who will turn six today?

5

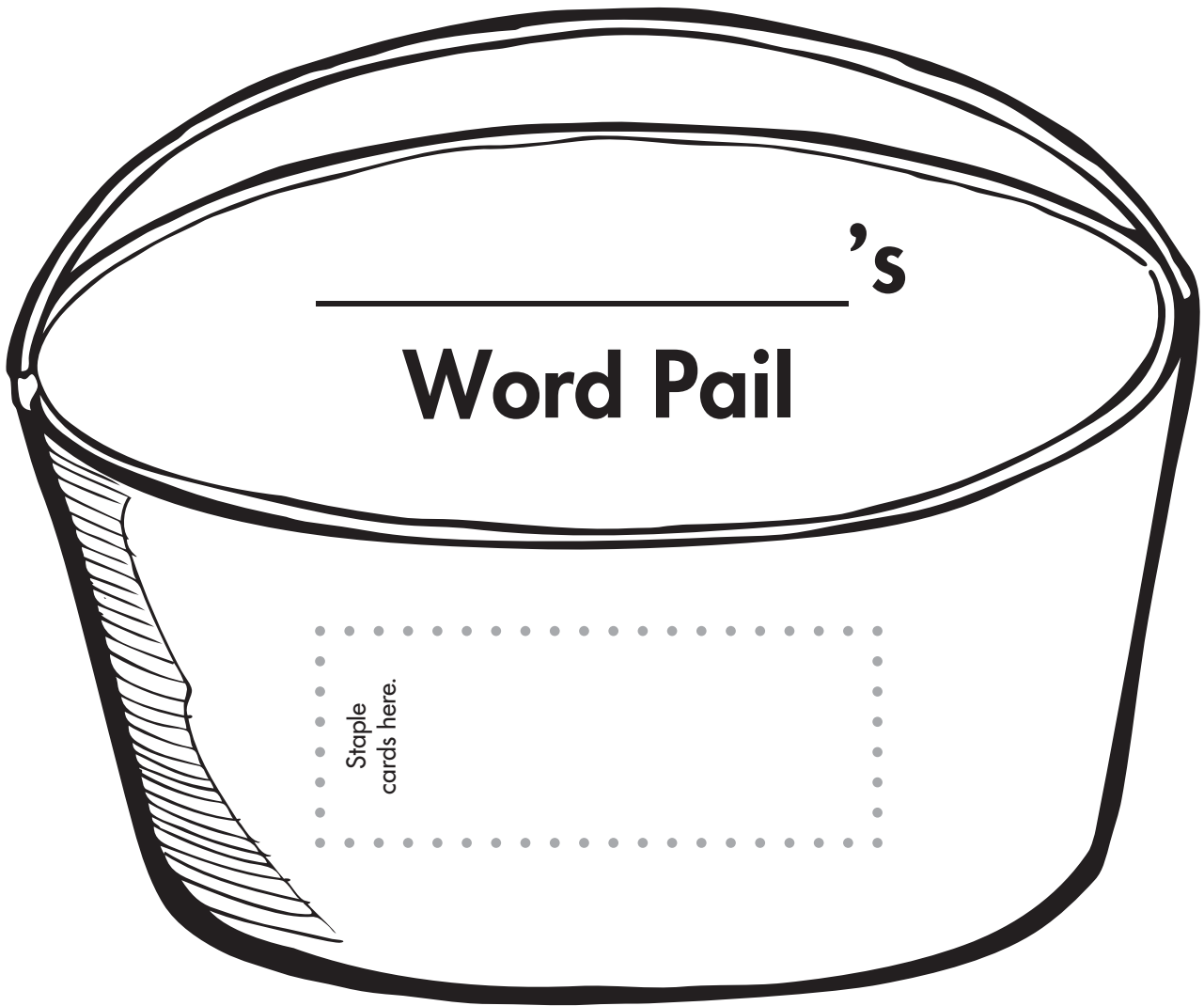




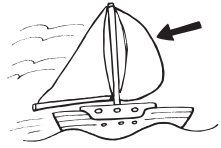
Surprise! It is Turtle!

6

ai

Shape Book



rain 	wait
pail	tail 
sail 	pain