

Table of Contents

Introduction	2
Making and Using the Instant Books.....	3

br, gr, tr

My Picture Book: <i>br</i>	5
Great Words!: <i>gr</i>	6
My Word Tree: <i>tr</i>	7
Word Wallet: <i>br, gr, tr</i>	8
Wallet Words: <i>br, gr, tr</i>	9

cr, dr, fr

My Crayon Words: <i>cr</i>	10
Fred Frog's Lunch: <i>fr</i>	11
I Can Draw: <i>dr</i>	12
Word Wallet: <i>cr, dr, fr</i>	13
Wallet Words: <i>cr, dr, fr</i>	14

cl, fl, gl, pl, sl

Flip Book: <i>cl</i>	15
Flip Book: <i>fl</i>	16
Word Book: <i>gl, pl</i>	17
Word Wallet: <i>cl, pl, sl</i>	18
Wallet Words: <i>cl, pl, sl</i>	19

sk, st, sw, sl, sm, sn, sp

Skippy Skunk's Words: <i>sk</i>	20
Star Words: <i>st</i>	21
Sweet Words: <i>sw</i>	22
At the Park: <i>sk, sl, sw</i>	23
Spot the Spider: <i>sm, sn, sp</i>	25

ch, sh, th, wh

Chain of Words: <i>ch</i>	27
At the Shore: <i>sh</i>	28
What Is This?: <i>th, wh</i>	29
Farm Book: <i>ch, sh, th, wh</i>	30
Make Your Own Flip Book	32

Introduction


About the Build-a-Skill Instant Books Series

The *Build-a-Skill Instant Books* series features a variety of reproducible instant books that focus on important reading and math skills covered in the primary classroom. Each instant book is easy to make, and once children become familiar with the basic formats that appear throughout the series, they will be able to make new books with little help. Children will love the unique, manipulative quality of the books and will want to read them over and over again as they gain mastery of basic learning skills!



About the Build-a-Skill Instant Books: Consonant Blends and Digraphs


This book features common blends and digraphs in fun and easy-to-make instant books. Children will develop fine motor skills and practice following directions as they cut, fold, and staple the reproducible pages together to make strip books, shape books, word wallets, and more! As children read and reread their instant books, they will strengthen their decoding skills and increase their sight word vocabulary.



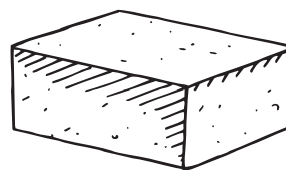
Refer to the Table of Contents to help with lesson planning. Choose instant book activities that fit with the curriculum goals in your regular or ELL classroom. Use the instant books to practice skills or introduce new ones. Directions for making the instant books appear on pages 3 and 4. These should be copied and sent along with the book patterns when assigning a bookmaking activity as homework.

br

Picture Book



My **br**
Picture Book



brick



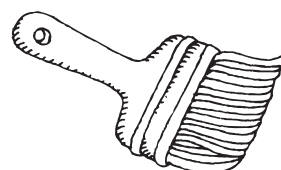
branch




bride




braid



brush




broom



brown

fr

Shape Book



Fred Frog's Lunch


_____ame

_____ee

_____uit



_____og



_____ost


ch, sh, th, wh

Strip Book




's

Farm Book




1

There are five
yellow _____.



2

There are four
shy _____.




3

Word Box


white three child chicks sheep

There are _____
pink pigs.



4

There are two _____
cats.



5

There is one _____
busy _____.

6