

Table of Contents

Introduction	2
Making and Using the Instant Books.....	3

Instant Books

Flip Books	5
Mini Flip Book.....	6
Read-and-Write Book	7
Word Wallet.....	8

Long Vowel

Word Family Cards

-ade.....	9
-ake.....	10
-ale.....	11
-ame.....	12
-ane.....	13
-ate.....	14
-ave.....	15
-eat.....	16
-eed.....	17
-eep.....	18
-eet.....	19
-ice.....	20
-ide.....	21
-ike, -ile.....	22
-ime.....	23
-ind.....	24
-ine.....	25
-ive.....	26
-oke, -ose.....	27
-ole, -ope.....	28
-one.....	29
-ube, -ue, -ute.....	30

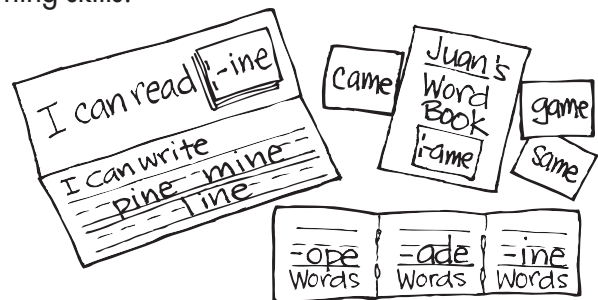
Make Your Own Word Cards

Blank Word Cards.....	31
Lined Word Cards.....	32

Introduction

About the Build-a-Skill Instant Books Series

The *Build-a-Skill Instant Books* series features a variety of reproducible instant books that focus on important reading and math skills covered in the primary classroom. Each instant book is easy to make. Once children become familiar with the basic formats that appear throughout the series, they will be able to make new books on their own with little help. Children will love the unique, manipulative quality of the books and will want to read them over and over again as they gain mastery of basic learning skills!



About Build-a-Skill Instant Books: Word Families—Long Vowels

This book features 27 common long vowel word families to use with four fun and easy-to-make instant book formats.


Special Feature

This book's special feature allows you to reproduce the word family cards included at the back and use them with any of the instant book formats!

Children will develop fine motor skills and practice following directions as they cut, fold, and staple the pages together to make flip books, mini books, and more. As children read and reread their instant books, they will strengthen their decoding skills and increase their sight word vocabulary.


Refer to the Table of Contents to help with lesson planning. Choose instant book activities that fit with the curriculum goals in your regular or ELL classroom. Use the instant books to practice skills or to introduce new ones. Directions for making the instant books appear on pages 3 and 4. These should be copied and sent along with the book patterns when assigning a bookmaking activity as homework.

Read-and-Write Book



I can read

Staple word cards here.



I can write

Handwriting practice lines consisting of a solid top line, a dashed middle line, and a solid bottom line.

Mini Flip Book



_____ 's

Word Book


Staple word cards here.

_____ 's

Word Book

Staple word cards here.

Flip Books



I can read


Staple word cards here.

I can write

Staple word cards here.

-eat

Word Family



-eat

beat

feat

heat

meat

neat

seat

cheat

treat