

Let's Measure It!



Creative
Teaching
Press®



Written by Luella Connolly
Illustrated by Jannie Ho


Let's Measure It!

Before Reading	During Reading	After Reading
<p>Q1: Let's look at the cover and read the title, <i>Let's Measure It!</i> What is the bear doing?</p> <p>A1: The bear is holding a yellow ruler. The bear is going to measure the yellow fish with the ruler.</p> <p>Q2: Let's look at the title page. What is the bear doing?</p> <p>A2: The bear is measuring his toy train with a 12-inch ruler.</p>	<p>Q1: Let's use a 6-inch or a 12-inch ruler to measure things in the book. What things are one inch . . . two inches . . . three inches?</p> <p>A1: The fish in the bowl, the green dinosaur, and the orange dinosaur are one inch. The fish in the pail, the airplane, the truck, and the taxi are two inches. The fish in the aquarium and the feather are three inches.</p> <p>Q2: What things are four inches . . . five inches . . . six inches?</p> <p>A2: The fish in the river and the red wagon are four inches. The fish in the lake and the tent are five inches. The fish in the ocean, the pencil, and the green worm are six inches.</p>	<p>Q1: Let's look at pages 14-15 and measure everything! What is the longest? What is the smallest? (shortest?)</p> <p>A1: The crayon is the longest. The fish in the bowl is the shortest.</p> <p>Q2: What is the bear using to measure his friend?</p> <p>A2: The bear is using a ruler. The ruler is 18 inches long.</p>

Let's Measure It!




Make a Mini Book



I am as big as a whale.

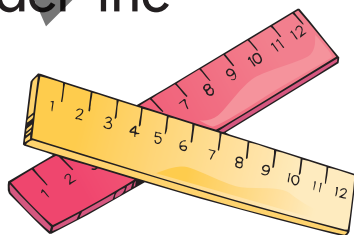
6




I am as small as an ant.

3

Read the fun rhymes. Use a ruler to measure the pictures on each page. Then use numbers to order the pictures from smallest (1) to largest (5).



2



I am as tiny as a bee.

7