

Under the Sky



Under the Sky

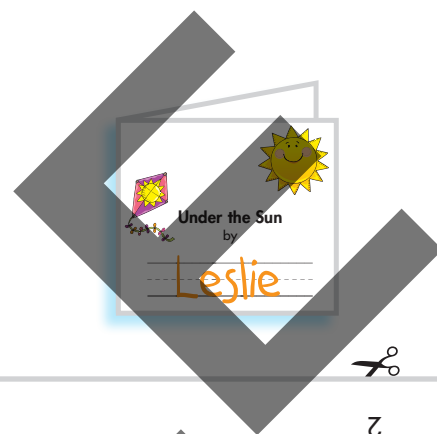
Before Reading	During Reading	After Reading
<p>Q1: Let's look at the cover. What do you see under the sky?</p> <p>A1: I see two trees. I see a butterfly. I see grass. I see a flower. I see the ground.</p> <p>Q2: What do you see under the trees?</p> <p>A2: I see grass under one tree. I see a flower under the other tree. I see leaves under both trees.</p>	<p>Q1: What is under the grass?</p> <p>A1: A rock is under the grass.</p> <p>Q2: Where is the butterfly in the pictures?</p> <p>A2: On page one, the butterfly is above the tree. On page two and three, the butterfly is near the tree. On page four, the butterfly is next to the ground.</p>	<p>Q1: Close your eyes and imagine that you are outside. What do you see under the sky?</p> <p>A1: Possible answers: I see buildings. I see grass. I see people. I see flowers.</p> <p>Q2: What do you see under you?</p> <p>A2: Possible answers: I see a sidewalk. I see grass. I see a bug. I see a flower.</p>

Under the Sky




Make a Mini Book

- ✿ Cut along the solid lines.
- ✿ Fold the book on the dotted lines.
- ✿ Write your name on the cover.
- ✿ Draw yourself on the last page.




3

Under the kite,
there is some string.




2

Under the sun,
there is a kite.



4

Under the string,
there is me!



Under the Sun
by

1

