

On the Go



Creative
Teaching
Press

Written by Rozanne Lanczak Williams

On the Go

Before Reading	During Reading	After Reading
<p>Q1: This book is about going places and how to get there. On the cover, how is the boy getting somewhere?</p> <p>A1: The boy is riding his bike.</p> <p>Q2: What other ways of going places do you see?</p> <p>A2: I see a school bus. I see a woman driving her car. People are flying in an airplane over the city.</p>	<p>Q1: How do children get to places close by?</p> <p>A1: A boy is riding his skateboard. Another boy is riding his bike. A boy is walking to the ice cream store.</p> <p>Q2: How do people get to places far away?</p> <p>A2: Girls and boys are taking the bus to school. A family is taking the train to the city. People are taking their car to the market. A boy takes a plane to visit his grandpa.</p>	<p>Q1: How do you get to school every day?</p> <p>A1: Possible answers: A car takes me to school. A bus takes me to school. The subway takes me to school. I walk to school. I ride my bike to school.</p> <p>Q2: What are other ways people get places?</p> <p>A2: Possible answers: People take boats or ships. People take the subway. People run. People take helicopters. People take taxis. People ride in trucks and vans.</p>

On the Go
 © 1994 Creative Teaching Press Inc.
 Written by Rozanne Lanczak Williams
 Illustrated by Nan Brooks

Revised Edition © 2017 Creative Teaching Press Inc.
 Art Director: Moonhee Pak
 Project Director: Stacey Faulkner

Published in the United States of America by:
 Creative Teaching Press Inc.
 6262 Katella Ave.
 Cypress, CA 90630

All rights reserved. No part of this book may be reproduced in any form without the written permission of Creative Teaching Press Inc.

Photos on cover © ssuaphotos/Shutterstock.com, © MaxyM/Shutterstock.com, © Joy Brown/Shutterstock.com, © Rawpixel.com/Shutterstock.com, © lzf/Shutterstock.com,
 © Nataliya Hora/Shutterstock.com; photo on title page © RTimages/Shutterstock.com; photo on page 2 © Stuart Monk/Shutterstock.com; photo on page 3 Tawney Johnson;
 photo on page 4 © Nataliya Hora/Shutterstock.com; photo on page 5 © Jaroslaw Grudzinski/Shutterstock.com; photos on page 6-8 Michael Jarrett

On the Go



On the Go Flip Book

- ✿ Cut along the solid lines.
- ✿ Staple the cards to the flip book.
- ✿ Read your book to tell what you can ride.



Here is a




car.




bus.




bike.




train.



plane.



van.



ship.