

I See Colors

SAMPLE



I See Colors

Before Reading	During Reading	After Reading
<p>Q1: Let's look at the cover and read the title. What do you see?</p> <p>A1: I see a blue sky. I see a pretty rainbow. I see white, puffy clouds. I see green grass and trees.</p> <p>Q2: Let's look at the title page. What colorful objects do you see?</p> <p>A2: I see a blue teapot. I see a red toy car and two purple flowers. I see yellow ribbon and a green lime. I see a tube of orange paint.</p>	<p>Q1: The objects on pages 2-7 are grouped in a special way. Look at pages 2-4. Can you tell how they are grouped?</p> <p>A1: The red objects are mostly toys. The blue objects are things you would find in the kitchen. The yellow objects are things used for sewing.</p> <p>Q2: On pages 5-7, how are the green, orange, and purple objects grouped?</p> <p>A2: The green objects are fruits and vegetables. The orange objects are craft supplies and craft projects. The purple objects are things you find in nature.</p>	<p>Q1: Can you pick one page from the book and name each object you see?</p> <p>A1: Possible answer: Yes, I can! On page 2, I see red toys. I see a paper airplane, a toy airplane, a wagon, and a puzzle piece. I see a bow, a Lego piece, a balloon, a ball, and a car. I see a piggy bank too.</p> <p>Q2: Let's look at pages 2-8 again. Can you think of one more object that would go in each picture?</p> <p>A2: Possible answer: Yes, a red jump rope, a blue dinner plate, a yellow sewing basket, a green cucumber, orange construction paper, and purple grapes.</p>

I See Colors
© 1994 Creative Teaching Press Inc.
Written by Rozanne Lanczak Williams

Revised Edition © 2017 Creative Teaching Press Inc.
Art Director: Moonhee Pak
Project Director: Stacey Faulkner

Published in the United States of America by:
Creative Teaching Press Inc.
6262 Katella Ave.
Cypress, CA 90630

All rights reserved. No part of this book may be reproduced in any form without the written permission of Creative Teaching Press Inc.

Photo credits: Shutterstock.com and Keith Bergher. For a complete and detailed listing, visit www.creativeteaching.com/product/i-see-colors

I See Colors



Activity


Make a Color Flip Book

- ✿ Cut along the solid lines.
- ✿ Staple the color cards to the flip book.
- ✿ Read your book! Name all the objects in the pictures.




I see


red.



blue.



green.




yellow.



orange.



brown.



purple.