

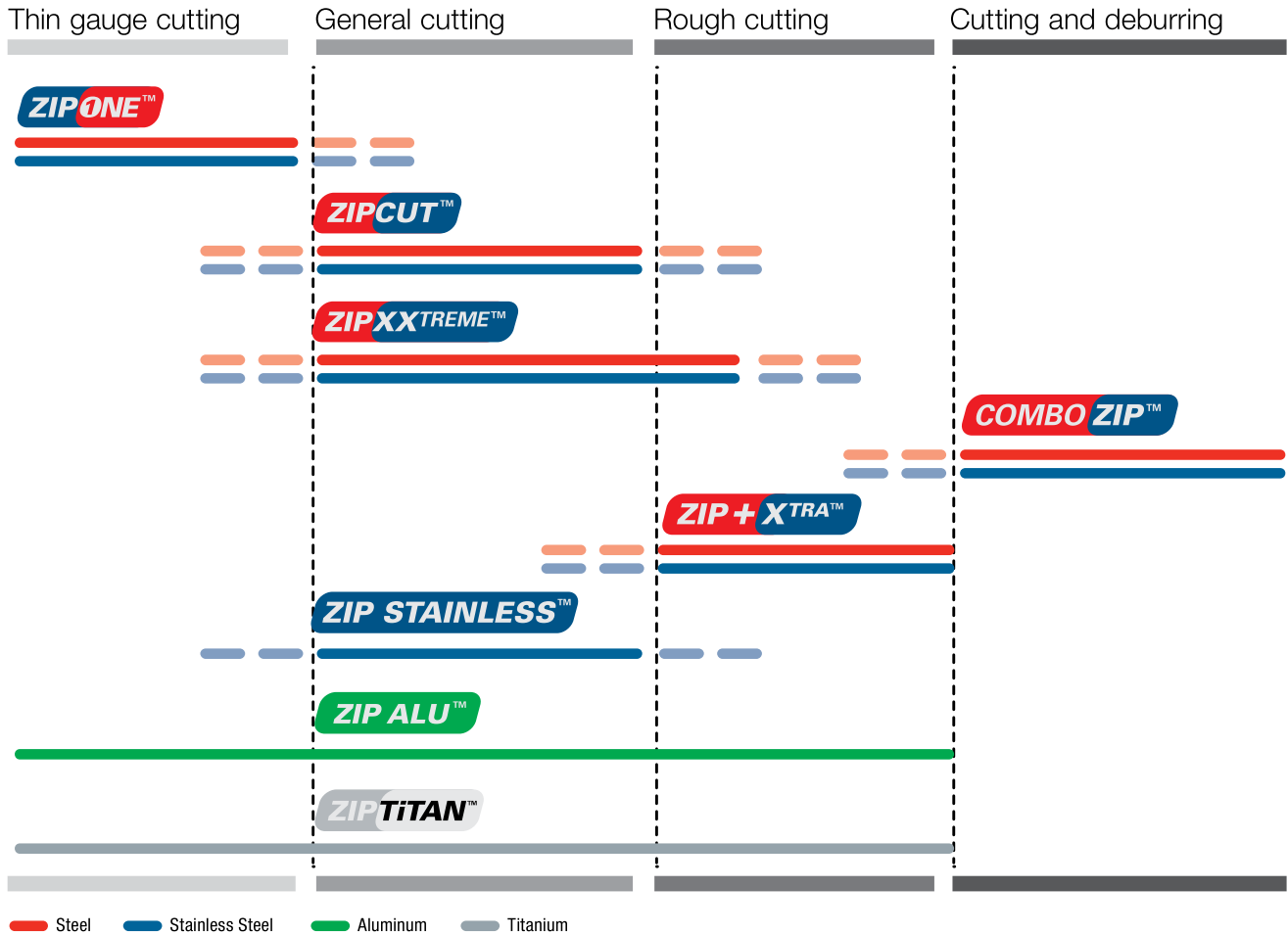


02

CUTTING

ZIP FAMILY PRODUCTS AT A GLANCE

RECOMMENDED BY TYPE OF USAGE



WALTER INDUSTRIAL GLOVES


Protective, sleek, and tight fitting for comfort. Walter's newly-designed work gloves are made to last in the toughest applications. They are made of 100% Black Goatskin leather, with a neoprene insert that reduces vibration. The thumb curve is made with Kevlar™, a natural anti-slip solution. Simply put, these gloves are the toughest and most comfortable for demanding industrial applications.

Large
Extra-Large

Order No.: 30-B 093
Order No.: 30-B 095

ZIPCUT FEATURES

Why are Walter thin cut-off wheels the best in the industry?



Curved Stripes

Look for curved stripes to be sure that you're getting an authentic Walter Surface Technologies product. Like Walter's distinctive orange, curved stripes distinguish our wheels.

Exclusive Packaging

Walter's cut-off wheels are sold in a sturdy, unique and reusable plastic container that keeps each wheel in the same condition as when it left the factory thereby enhancing performance, safety, and durability.

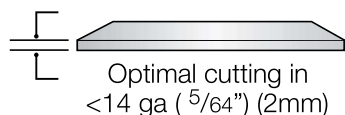


Triple Reinforcement Combo Zip™

Three layers of reinforcement and metal cladding on the cut-off wheel's hub provides maximum safety. This feature allows the cut-off wheel to bear the force of lateral pressure and allow users to light grind/deburr in a safe manner.

Type 27 Narrow Crown and Metal Cladding

Exclusive patented technology that incorporates a metal cladding in the center hub for added safety, and allows for a deeper cutting depth, extending the life of the cutting wheel.



Ultra-Thin Zip One™

Walter's thinnest cut-off wheel at 1/32" is designed for maximum precision cutting. Thanks to an innovative technology exclusive to Walter, ZIP One is not only long lasting, but also allows you to more accurately cut sheet metal without creating burrs.

JUST
1/32"
THICK

Spin-On Wheels for Easy Mounting

Changing your cut-off wheels is quicker and easier than ever before, which results in minimal downtime during wheel change out and less vibration when cutting.





ZIPCUT™

THE BEST JUST GOT BETTER

NEW and improved formula.
20% MORE CUTS



 **YouTube**
Video available at *The Walter Network*
www.youtube.com/user/TheWalterNetwork

 **WALTER**
Surface Technologies
Only the best.™

ZIP XXTREME™

The longest lasting $\frac{3}{64}$ " thin cut-off wheel

Walter continuously develops new technology to improve cut-off wheel performance. ZIP XXTREME™ has been specially engineered using exclusive new manufacturing techniques to be the longest lasting cut-off wheel, boasting the lowest cost per cut compared to all other $\frac{3}{64}$ " thin cut-off wheels. Save time working on your projects, and save money using ZIP XXTREME™ by getting the job done more efficiently. These cut-off wheels last up to 20% longer than other $\frac{3}{64}$ " cut-off wheels.

- ▷ *Extreme life for more cuts per wheel*
- ▷ *Lowest cost per cut in the industry*
- ▷ *Extreme cutting speed both on steel and stainless for maximum productivity*

TYPE 1



Dia.	Thick.	Arbor	Order No.	Grade	Max. RPM	Std. Pkg.	Std. Ctn.
4 1/2"	$\frac{3}{64}$ " (.045")	$\frac{7}{8}$ "	11-T 044	A-60	13,300	25	400
5"	$\frac{3}{64}$ " (.045")	$\frac{7}{8}$ "	11-T 054	A-60	12,200	25	400
6"	$\frac{3}{64}$ " (.045")	$\frac{7}{8}$ "	11-T 064	A-36	10,200	25	200
7"	$\frac{1}{16}$ " (.062")	$\frac{7}{8}$ "	11-T 074	A-36	8,600	25	100

**GET 33% MORE CUTS
WHEN COMBINED WITH
OUR MINI PLUS!
See page 172.**



ZIP TiTAN™

Best solution for cutting titanium and brass

For the best solution when working with titanium and brass materials, trust ZIP TiTAN™. It cuts through titanium and brass without overheating these metals, delivering a longer lasting cut-off wheel while preserving the mechanical properties and surface integrity of the material being cut. Get more cuts per wheel and faster, freer cuts on some of the industry's most challenging metals, courtesy of ZIP TiTAN™.

- ▷ *Longer life and optimal cutting performance on titanium and brass*
- ▷ *Unique formulation which prevents metal from overheating 100%*

TYPE 1



Dia.	Thick.	Arbor	Order No.	Grade	Max. RPM	Std. Pkg.	Std. Ctn.
4 1/2"	$\frac{3}{64}$ " (.045")	$\frac{7}{8}$ "	11-H 042	C-60	13,300	25	400
5"	$\frac{3}{64}$ " (.045")	$\frac{7}{8}$ "	11-H 052	C-60	12,200	25	400
6"	$\frac{3}{64}$ " (.045")	$\frac{7}{8}$ "	11-H 062	C-36	10,200	25	200
7"	$\frac{1}{16}$ " (.062")	$\frac{7}{8}$ "	11-H 072	C-36	8,600	25	100





NEW FORMULA!
20% MORE CUTS



- ▷ Significantly more cuts than the competition*
 - ▷ Less friction and faster cutting
- * According to comparative test measurements performed in a lab environment.

INDUSTRY'S LEADING AND MOST TRUSTED WHEEL

ZIPCUT™

Setting the industry standard for cut-off wheels

ZIPCUT™ is the highest performing cut-off wheel on the market. Faster, cooler, freer cutting and heavily reinforced for added safety, ZIPCUT provides premium performance while resisting twisting and bending. This allows for a true, straight cut every time. The end result is a wheel that improves worker safety while delivering unrivaled value.

TYPE 1



Dia.	Thick.	Arbor	Order No.	Grade	Max. RPM	Std. Pkg.	Std. Ctn.
4 1/2"	3/64" (.045")	7/8"	11-T 042	A-60	13,300	25	400
5"	3/64" (.045")	7/8"	11-T 052	A-60	12,200	25	400
6"	3/64" (.045")	7/8"	11-T 062	A-60	10,200	25	200
7"	1/16" (.062")	7/8"	11-T 072	A-30	8,600	25	100
9"	* 3/64" (.078")	7/8"	11-T 092	A-30	6,600	25	100

* Must be used with 3" clamping flange No. 30-B 022 (according to ANSI B7.1)

TYPE 1



Dia.	Thick.	Arbor	Order No.	Grade	Max. RPM	Std. Pkg.	Std. Ctn.
7"	1/16" (.062")	5/8"	11-T 070	A-30	8,600	25	100
8"	1/16" (.062")	5/8"	11-T 080	A-30	7,600	25	100

TYPE 27



Dia.	Thick.	Arbor	Order No.	Grade	Max. RPM	Std. Pkg.	Std. Ctn.
4 1/2"	3/64" (.045")	7/8"	11-T 142	A-60	13,300	25	200
5"	3/64" (.045")	7/8"	11-T 152	A-60	12,200	25	200
6"	3/64" (.045")	7/8"	11-T 162	A-60	10,200	25	200
7"	1/16" (.062")	7/8"	11-T 172	A-30	8,600	25	100
9"	3/64" (.078")	7/8"	11-T 192	A-30	6,600	25	100

Mounting accessories

Complete set for a flush fit and minimal spindle exposure beyond the clamping nut, for other brands of grinders with: 5/8"-11 spindles
30-B 021



Thick backing flange for a flush fit and minimal exposure of spindle beyond the clamping nut for Walter grinders with: 5/8"-11 spindles
30-B 017

Clamping flanges set to mount 9" cut-off wheels on 5/8"-11 spindles
30-B 022



Accessory

Description	Order No.
Reducer bushing 7/8" to 5/8"	10-A 984



Video available at The Walter Network
www.youtube.com/user/TheWalterNetwork

ZIPCUT™ SPIN-ON

High performance cutting with SPIN-ON system

A Walter exclusive, our SPIN-ON mounting system takes your productivity to the next level with a $\frac{5}{8}$ "-11 threaded hub that reduces vibration and reduces the time spent on wheel change outs.

- ▷ *Perfectly centered wheel for total operator comfort*
- ▷ *Vibration-free cutting for maximum life, safety and productivity*



TYPE 27S **SPIN-ON**

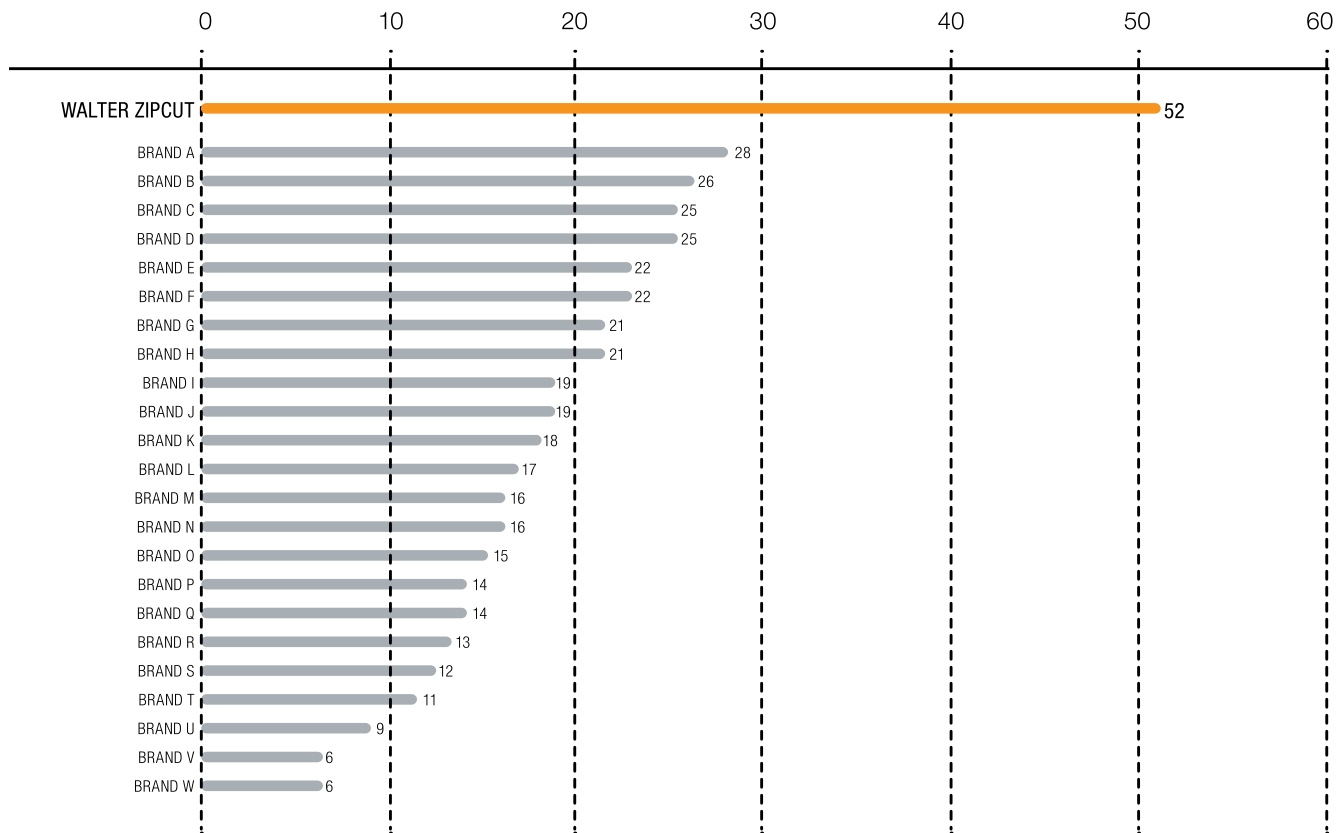


Dia.	Thick.	Arbor	Order No.	Grade	Max. RPM	Std. Pkg.	Std. Ctn.
4 1/2"	$\frac{3}{64}$ " (.045")	$\frac{5}{8}$ "-11	11-T 342	A-60	13,300	25	100
5"	$\frac{3}{64}$ " (.045")	$\frac{5}{8}$ "-11	11-T 352	A-60	12,200	25	100
6"	$\frac{3}{64}$ " (.045")	$\frac{5}{8}$ "-11	11-T 362	A-60	10,200	25	100

QUICK AND EASY
WHEEL CHANGE FOR
MINIMUM DOWNTIME

ZIPCUT™ - Comparison tests of 5" cutting wheels

Total number of cuts on 1/4" hot rolled steel plate



ZIP+ XTRA™

Performance cutting in thicker metal

ZIP+ XTRA™ has a reinforced rib design for straighter cuts on metal that measures 1/8" thick or thicker. This feature also helps to cool the workpiece, preventing the large burrs and material discoloration often produced by competitive 1/16" cut-off wheels.

TYPE 1



Dia.	Thick.	Arbor	Order No.	Grade	Max. RPM	Std. Pkg.	Std. Ctn.
4 1/2"	1/16" (.062")	7/8"	11-T 242	A-36	13,300	25	400
5"	1/16" (.062")	7/8"	11-T 252	A-36	12,200	25	400
6"	1/16" (.062")	7/8"	11-T 262	A-36	10,200	25	200
7"	5/64" (.078")	7/8"	11-T 272	A-36	8,600	25	100
9"	3/32" (.094")	7/8"	11-T 292	A-36	6,600	25	100

* Must be used with 3" clamping flange No. 30-B 022 (according to ANSI B7.1)

TYPE 27



Dia.	Thick.	Arbor	Order No.	Grade	Max. RPM	Std. Pkg.	Std. Ctn.
4 1/2"	1/16" (.062")	7/8"	11-T 453	A-36	13,300	25	200
5"	1/16" (.062")	7/8"	11-T 503	A-36	12,200	25	200
6"	1/16" (.062")	7/8"	11-T 603	A-36	10,200	25	200



CHOOSE ZIP+ XTRA™
FOR THE TOUGHEST
PROJECTS!

▷ Excellent performance for cutting material 1/8" and thicker

▷ 4 1/2" and 5" Type 27 wheels feature an exclusive narrow crown design and metal hub cladding

▷ The preferred wheel for flush cutting in confined spaces



Video available at The Walter Network
www.youtube.com/user/TheWalterNetwork

TOUGH CUT™

For the toughest, most demanding cutting applications

These wheels cut fast and free without binding and maintain high RPM for a clean cut and superior all-around performance.

TYPE 1



Dia.	Thick.	Arbor	Order No.	Grade	Max. RPM	Std. Pkg.	Std. Ctn.
4 1/2"	3/32"	7/8"	11-R 042	A-30	13,300	25	200
5"	3/32"	7/8"	11-R 052	A-30	12,200	25	200
6"	3/32"	7/8"	11-R 062	A-30	10,200	25	200
7"	3/32"	7/8"	11-R 072	A-30	8,600	25	100
9"	3/32"	7/8"	11-R 092	A-30	6,600	25	100

* Must be used with 3" clamping flange No. 30-B 022 (according to ANSI B7.1)

Accessory

Description	Order No.
Reducer bushing 7/8" to 5/8"	10-A 984



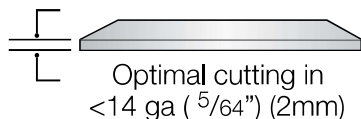


ZIP ONE™

High performance cut-off wheel for thin gauge metal

ZIP ONE™ offers the quickest cuts and longest life in an ultra-thin 1/32" wheel. It is cool cutting to provide a burr-free cut with minimal discoloration. Best of all, it cuts extremely quickly and without vibration, making your job safer and easier when working with thin gauge steel or stainless steel.

Recommended: 8 ga (3/16") (4 mm)



EXTRA THIN FOR ULTRA PRECISE CUTTING

- ▶ *Fast, free precision cuts*
- ▶ *Clean cutting for less rework*
- ▶ *Unique mix of abrasive grains ensures cool cutting for less discoloration and warping*
- ▶ *Fe-free formulation – guaranteed not to contaminate stainless steel*
- ▶ *Perfect for plunge cutting applications*

TYPE 1



Dia.	Thick.	Arbor	Order No.	Grade	Max. RPM	Std. Pkg.	Std. Ctn.
4 1/2"	1/32" (.035)	7/8"	11-T 542	ZA-60	13,300	25	400
5"	1/32" (.035)	7/8"	11-T 552	ZA-60	12,200	25	400



TYPE 27



Dia.	Thick.	Arbor	Order No.	Grade	Max. RPM	Std. Pkg.	Std. Ctn.
4 1/2"	1/32" (.032")	7/8"	11-T 642	ZA-60	13,300	25	400
5"	1/32" (.032")	7/8"	11-T 652	ZA-60	12,200	25	400
6"	1/32" (.035")	7/8"	11-T 662	ZA-60	10,200	25	200
7"	3/64" (.045")	7/8"	11-T 672	ZA-60	8,600	25	100



Video available at *The Walter Network*
www.youtube.com/user/TheWalterNetwork





- ▷ Free of iron, sulfur and chlorine so as not to contaminate stainless steel
- ▷ Type 27 allows more clearance for flush cutting
- ▷ Metal hub cladding for extra strength, control and safety



**Best wheel life and extra fast cutting in aluminum and other non-ferrous alloys*



ZIP STAINLESS™

Guaranteed not to contaminate stainless steel

The new and improved Zip Stainless™ is better than ever. This cut-off wheel is free of iron, sulfur and chlorine, ensuring it will not contaminate stainless steel or other nickel alloyed steels. It offers cool, free cuts and the best overall performance on nickel alloyed steels.

TYPE 1



Dia.	Thick.	Arbor	Order No.	Grade	Max. RPM	Std. Pkg.	Std. Ctn.
4 1/2"	3/64" (.045")	7/8"	11-F 042	A-60	13,300	25	400
5"	3/64" (.045")	7/8"	11-F 052	A-60	12,200	25	400
6"	3/64" (.045")	7/8"	11-F 062	A-60	10,200	25	200
7"	1/16" (.062")	7/8"	11-F 072	A-46	8,600	25	100
9"	5/64" (.078")	7/8"	11-F 092	* A-46	6,600	25	100

** Must be used with 3" clamping flange No. 30-B 022 (according to ANSI B7.1)*

TYPE 27



Dia.	Thick.	Arbor	Order No.	Grade	Max. RPM	Std. Pkg.	Std. Ctn.
4 1/2"	3/64" (.045")	7/8"	11-F 142	A-60	13,300	25	200
5"	3/64" (.045")	7/8"	11-F 152	A-60	12,200	25	400
6"	3/64" (.045")	7/8"	11-F 162	A-60	10,200	25	200
7"	1/16" (.062")	7/8"	11-F 172	A-46	8,600	25	100
9"	5/64" (.078")	7/8"	11-F 192	A-46	6,600	25	100

ZIP ALU™

Fast and free cutting of aluminum without clogging

ZIP ALU™ is designed to provide long life and quick cuts on aluminum and other non-ferrous alloys. Our special abrasive blend provides smooth, cool cuts and is guaranteed not to clog, saving you time and money.

TYPE 1



Dia.	Thick.	Arbor	Order No.	Grade	Max. RPM	Std. Pkg.	Std. Ctn.
4 1/2"	3/64" (.045")	7/8"	11-U 042	A-60-ZIP-ALU	13,300	25	400
5"	3/64" (.045")	7/8"	11-U 052	A-60-ZIP-ALU	12,200	25	400
6"	3/64" (.045")	7/8"	11-U 062	A-60-ZIP-ALU	10,200	25	200
7"	1/16" (.062")	7/8"	11-U 072	A-30-ZIP-ALU	8,600	25	100

TYPE 27



Dia.	Thick.	Arbor	Order No.	Grade	Max. RPM	Std. Pkg.	Std. Ctn.
4 1/2"	3/64" (.045")	7/8"	11-U 142	A-60-ZIP-ALU	13,300	25	400
5"	3/64" (.045")	7/8"	11-U 152	A-60-ZIP-ALU	12,200	25	400
6"	3/64" (.045")	7/8"	11-U 162	A-60-ZIP-ALU	10,200	25	200
7"	1/16" (.062")	7/8"	11-U 172	A-30-ZIP-ALU	8,600	25	100



COMBO ZIP

Fast, safe cutting and deburring with one wheel

Safely cut and deburr with just one wheel. COMBO ZIP™ is the perfect fit when operators don't want the hassle of having to change out wheels to deburr, notch or chamfer immediately after cutting. Save time and improve worker safety with COMBO ZIP™.

- ▶ *Cutting and deburring combined for less wheel changeover and greater productivity*
- ▶ *Reinforced like a grinding wheel to improve operator safety*
- ▶ *ZIP formulation guarantees fast cutting time and long life*
- ▶ *Equipped with a metal protective hub for extra strength, control and safety*

TYPE 27

Dia.	Thick.	Arbor	Order No.	Grade	Max. RPM	Std. Pkg.	Std. Ctn.
4 1/2"	5/64" (.078")	7/8"	11-T 842	A-60	13,300	25	400
5"	5/64" (.078")	7/8"	11-T 852	A-60	12,200	25	200
6"	5/64" (.078")	7/8"	11-T 862	A-60	10,200	25	200



TYPE 27S

Dia.	Thick.	Arbor	Order No.	Grade	Max. RPM	Std. Pkg.	Std. Ctn.
4 1/2"	5/64" (.078")	5/8"-11	11-T 844	A-60	13,300	25	200
5"	5/64" (.078")	5/8"-11	11-T 854	A-60	12,200	25	200



THREE LAYERS
OF REINFORCEMENT
AND METAL CLADDING
FOR MAXIMUM SAFETY



 YouTube

Video available at The Walter Network
www.youtube.com/user/TheWalterNetwork



EXCELLENT CUTTING SPEED AND WHEEL LIFE

- ▶ *Fast, cool and free cutting, allowing the operator to work with minimal pressure for best control*
- ▶ *Superior life and cutting speed compared to competitive wheels*
- ▶ *24 grit wheels for faster cutting speeds*
- ▶ *60 grit wheels for longer life*

ZIP™

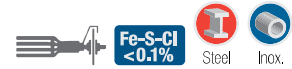
Performance cutting and grinding with straight shaft and die grinders

ZIP™ wheels offer the best performance available on straight shaft and die grinders. They are specially formulated to run cool for maximum life and are guaranteed not to contaminate stainless steel.

For notching applications, it is recommended that you use $\geq \frac{1}{8}$ ".

For grinding applications, $\frac{1}{2}$ " is recommended.

2" TYPE 1



Dia.	Thick.	Arbor	Order No.	Grade	Max. RPM	Std. Pkg.	Std. Ctn.
2"	$\frac{1}{32}$ "	$\frac{1}{4}$ "	11-L 202	A-24	30,600	25	200
2"	$\frac{1}{32}$ "	$\frac{3}{8}$ "	11-L 203	A-60	30,600	25	200
2"	$\frac{1}{16}$ "	$\frac{5}{16}$ "	11-L 211	A-24	30,600	25	200
2"	$\frac{1}{16}$ "	$\frac{1}{4}$ "	11-L 212	A-24	30,600	25	200
2"	$\frac{1}{16}$ "	$\frac{3}{8}$ "	11-L 213	A-24	30,600	25	200
2"	$\frac{1}{8}$ "	$\frac{5}{16}$ "	11-L 221	A-24	30,600	25	200
2"	$\frac{1}{8}$ "	$\frac{3}{8}$ "	11-L 223	A-24	30,600	25	200
2"	$\frac{1}{4}$ "	$\frac{5}{16}$ "	11-L 231	A-24	30,600	25	200
2"	$\frac{1}{4}$ "	$\frac{3}{8}$ "	11-L 233	A-24	30,600	25	200
2"	$\frac{1}{2}$ "	$\frac{5}{16}$ "	11-L 251	A-24	30,600	25	200
2"	$\frac{1}{2}$ "	$\frac{3}{8}$ "	11-L 253	A-24	30,600	25	200

2 1/2" TYPE 1



Dia.	Thick.	Arbor	Order No.	Grade	Max. RPM	Std. Pkg.	Std. Ctn.
2 1/2"	$\frac{1}{16}$ "	$\frac{3}{8}$ "	11-L 263	A-24	30,350	25	200

YouTube

Video available at The Walter Network
www.youtube.com/user/TheWalterNetwork



3" TYPE 1



Dia.	Thick.	Arbor	Order No.	Grade	Max. RPM	Std. Pkg.	Std. Ctn.
3"	$\frac{1}{32}$ "	$\frac{1}{4}$ "	11-L 302	A-60	25,470	25	200
3"	$\frac{1}{16}$ "	$\frac{1}{4}$ "	11-L 312	A-24	25,470	25	200
3"	$\frac{1}{8}$ "	$\frac{1}{4}$ "	11-L 322	A-24	25,470	25	200
3"	$\frac{1}{32}$ "	$\frac{3}{8}$ "	11-L 303	A-60	25,470	25	200
3"	$\frac{1}{16}$ "	$\frac{3}{8}$ "	11-L 317	A-60	25,470	25	200
3"	$\frac{1}{16}$ "	$\frac{3}{8}$ "	11-L 313	A-24	25,470	25	200
3"	$\frac{1}{8}$ "	$\frac{3}{8}$ "	11-L 323	A-24	25,470	25	200
3"	$\frac{1}{4}$ "	$\frac{3}{8}$ "	11-L 333	A-24	25,470	25	100
3"	$\frac{1}{2}$ "	$\frac{3}{8}$ "	11-L 353	A-24	25,470	25	100

4" TYPE 1



Dia.	Thick.	Arbor	Order No.	Grade	Max. RPM	Std. Pkg.	Std. Ctn.
4"	1/32"	3/8"	11-L 403	A-60	19,100	25	200
4"	1/16"	3/8"	11-L 413	A-24	19,100	25	200
4"	1/16"	3/8"	11-L 417	A-60	19,100	25	200
4"	1/8"	3/8"	11-L 423	A-24	19,100	25	200
4"	1/4"	3/8"	11-L 433	A-24	19,100	25	100
4"	1/2"	3/8"	11-L 453	A-24	19,100	25	100
4"	1/32"	5/8"	11-L 405	A-60	19,100	25	200
4"	1/16"	5/8"	11-L 415	A-24	19,100	25	200

- ▷ Ideal for flush cutting
- ▷ Metal hub cladding for extra strength and safety



3" & 4" TYPE 27



Dia.	Thick.	Arbor	Order No.	Grade	Max. RPM	Std. Pkg.	Std. Ctn.
3"	1/32"	3/8"	11-L 308	* A-60	25,470	25	200
4"	1/32"	3/8"	11-L 408	** A-60	19,100	25	200

* Use with 1/4" mandrel 11-L 007

** Use with 1/4" mandrel 11-L 003

ZIP ALU™

Fast and free cutting of aluminum without clogging

Thin cut-off wheels specially formulated to cut a wide variety of aluminum, aluminum alloys and non-ferrous metals without clogging.

TYPE 1



Dia.	Thick.	Arbor	Order No.	Grade	Max. RPM	Std. Pkg.	Std. Ctn.
3"	1/32"	3/8"	11-U 303	A-60	25,470	25	200
4"	1/32"	3/8"	11-U 403	A-60	19,100	25	200

- ▷ Best wheel life and extra fast cutting on aluminum



Mounting accessories

Flush mandrels with 1/4" shaft for wheel thickness up to 1/8"

For 2 and 3" wheels, 1/4" and 3/8" arbor 11-L 007

For 2" wheels, 5/16" arbor 11-L 001

For 3" and 4" wheels, 1/4" arbor 11-L 006

For 3" and 4" wheels, 3/8" arbor 11-L 003

General purpose mandrels with 1/4" shaft for wheel thickness up to 1/2"

For 2" wheels, 3/8" arbor 11-L 008

For 2" wheels, 5/16" arbor 11-L 002

For 3" and 4" wheels, 3/8" arbor 11-L 004

With 5/16" shaft

For 3" and 4" wheels, 3/8" arbor

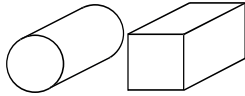
For 3" and 4" wheels, 5/8" arbor 11-L 005



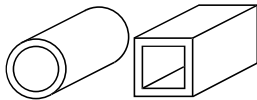
EXTRA FAST
CUTTING ON ALUMINUM
WITHOUT CLOGGING!



THE WHEEL OF CHOICE FOR SOLIDS AND STAINLESS TUBES



- ▷ Reinforced center
- ▷ Optimized for use on low power chop saws; reduces load on machine and creates less burrs
- ▷ The wheel of choice for solids and stainless steel tubing



- ▷ Double external reinforcement for extra safety
- ▷ The wheel of choice for tubing and extrusions
- ▷ Longer life for the toughest applications



- ▷ Fast and free cutting on all types of aluminum and non-ferrous metals
- ▷ Unique formulation which prevents clogging to extend wheel life



- ▷ Optimal cutting performance on titanium and brass
- ▷ Unique formulation prevents metal from overheating
- ▷ For portable and stationary saws

CHOPCUT™

Performance cutting with portable chop saws

These wheels have been developed specifically for use on portable chop saws. They put minimal load on the motor, making them easy on both the operator and the tool. Best of all, CHOPCUT™ wheels deliver quick cuts and exceptional lifespan.



CHOPCUT

General purpose

TYPE 1



Dia.	Thick.	Arbor	Order No.	Grade	Max. RPM	Std. Pkg.	Std. Ctn.
12"	3/32"	1"	10-Q 123	A-30	5,100	10	50
14"	3/32"	1"	10-Q 143	A-30	4,400	10	50
16"	7/64"	1"	10-Q 163	A-30	3,800	10	30

CHOPCUT II

High performance

TYPE 1



Dia.	Thick.	Arbor	Order No.	Grade	Max. RPM	Std. Pkg.	Std. Ctn.
12"	3/32"	1"	10-P 123	A-30	5,100	10	50
14"	3/32"	1"	10-P 143	A-30	4,400	10	50
16"	7/64"	1"	10-P 163	A-30	3,800	10	30

CHOPCUT ALU

ALU TYPE 1



Dia.	Thick.	Arbor	Order No.	Grade	Max. RPM	Std. Pkg.	Std. Ctn.
12"	3/32"	1"	10-L 123	A-30	5,100	10	50
14"	3/32"	1"	10-L 143	A-30	4,400	10	50

CHOPCUT TITAN

Titanium TYPE 1



Dia.	Thick.	Arbor	Order No.	Grade	Max. RPM	Std. Pkg.	Std. Ctn.
14"	1/8" (.125")	1"	10-H 143	C-30	4,400	10	50
16"	1/8" (.125")	1"	10-H 163	C-30	3,800	10	30

RIPCUT™

High performance cutting on stationary cut-off machines

Available in several styles, these heavily-reinforced wheels can tackle anything from thin walled profiles to heavy solids, while providing fast cuts and long life, to give you the lowest cost-per-cut in the industry.



RIPCUT

General purpose TYPE 1



Dia.	Thick.	Arbor	Order No.	Grade	Max. RPM	Std. Pkg.	Std. Ctn.
12"	1/8"	1"	10-B 123	A-24	5,100	10	50
14"	1/8"	1"	10-B 143	A-24	4,400	10	30
16"	5/32"	1"	10-B 163	A-24	3,800	10	30
18"	3/16"	1"	10-B 183	A-24	3,400	10	20
20"	3/16"	1"	10-B 203	A-24	3,000	5	10

**FOR THE LOWEST
COST PER CUT!**

- ▷ *The most versatile wheel*
- ▷ *Cuts thin walled profiles to heavy solids*
- ▷ *The preferred wheel for low power machines (<10 HP)*

RIPCUT II

High performance TYPE 1



Dia.	Thick.	Arbor	Order No.	Grade	Max. RPM	Std. Pkg.	Std. Ctn.
12"	1/8"	1"	10-A 123	A-24	5,100	10	50
14"	1/8"	1"	10-A 143	A-24	4,400	10	30
16"	5/32"	1"	10-A 163	A-24	3,800	10	30
18"	3/16"	1"	10-A 183	A-24	3,400	10	20
20"	3/16"	1"	10-A 203	A-24	3,000	5	10
20"	3/16"	40 mm	10-A 206	A-24	3,000	5	10

- ▷ *Outperforms all other comparable wheels*
- ▷ *Cuts almost anything from thin wall shapes to solid shafts*
- ▷ *For use on high power machines (>10 HP)*

RIPCUT STAINLESS

Stainless TYPE 1



Dia.	Thick.	Arbor	Order No.	Grade	Max. RPM	Std. Pkg.	Std. Ctn.
14"	1/8"	1"	10-C 143	A-36	4,400	10	30

- ▷ *Specially formulated to cut all types of stainless and alloyed steels*
- ▷ *Fast and cool cutting with less burrs and discoloration*

Accessories

Reducer bushings

From	To	Order No.	From	To	Order No.
40 mm	1 1/2"	10-A 992	1"	7/8"	10-A 988
40 mm	1 1/4"	10-A 991	1"	3/4"	10-A 987
40 mm	1"	10-A 990	1"	5/8"	10-A 986
1"	20 mm	10-A 989	1"	1/2"	10-A 985





- ▷ General purpose cutting of steel and cast iron



- ▷ Designed for cutting of concrete, concrete blocks, stone, asphalt, etc.
- ▷ General purpose cutting of reinforced concrete pipes, ductile iron, PVC and other plastic pipes



- ▷ Made with premium abrasive grains and resin
- ▷ Heavily reinforced for maximum safety and smoothness
- ▷ Railcut II Long Life for longer life and use on softer (new) rail - Best option for hydraulic saws
- ▷ Railcut II Fast Cut for faster cutting and minimal deflection on hardened (used) rail - Best option for gas saws

PORTACUT™

High speed cutting with gas and electric power saws

These premium wheels stand out as the most reliable cut-off wheels for all on-site cutting jobs. Reinforced for added safety and formulated for an optimal cutting speed and wheel life ratio, PORTACUT™ is the preferred choice for professionals who demand "only the best" in performance and jobsite safety.

TYPE 1



Dia.	Thick.	Arbor	Order No.	Grade	Max. RPM	Std. Pkg.	Std. Ctn.
12"	1/8"	20 mm STIHL	11-A 121	A-24	6,300	10	50
12"	1/8"	7/8" PARTNER	11-A 122	A-24	6,300	10	50
12"	1/8"	1"	11-A 123	A-24	6,300	10	50
14"	1/8"	20 mm STIHL	11-A 141	A-24	5,400	10	30
14"	1/8"	7/8" PARTNER	11-A 142	A-24	5,400	10	30
14"	1/8"	1"	11-A 143	A-24	5,400	10	30

TYPE 1



Dia.	Thick.	Arbor	Order No.	Grade	Max. RPM	Std. Pkg.	Std. Ctn.
12"	1/8"	20 mm STIHL	11-D 121	C-24	6,300	10	50
12"	1/8"	7/8" PARTNER	11-D 122	C-24	6,300	10	50
12"	1/8"	1"	11-D 123	C-24	6,300	10	50
14"	1/8"	20 mm STIHL	11-D 141	C-24	5,400	10	30
14"	1/8"	7/8" PARTNER	11-D 142	C-24	5,400	10	30
14"	1/8"	1"	11-D 143	C-24	5,400	10	30

RAILCUT II™

Premium wheels for cutting all types of rail

RAILCUT II™ wheels are designed for fast cutting on all types of rails without glazing. They are heavily reinforced for maximum safety, smooth cutting and more cuts per wheel than ever before.

RAILCUT II LONG LIFE

TYPE 1



Dia.	Thick.	Arbor	Order No.	Grade	Max. RPM	Std. Pkg.	Std. Ctn.
14"	5/32"	1"	11-V 143	A-24	5,400	10	30
16"	5/32"	1"	11-V 163	A-24	4,700	10	30

RAILCUT II FAST CUT

TYPE 1



Dia.	Thick.	Arbor	Order No.	Grade	Max. RPM	Std. Pkg.	Std. Ctn.
14"	5/32"	1"	11-V 145	A-24	5,400	10	30
16"	5/32"	1"	11-V 165	A-24	4,700	10	30

Accessories

Reducer bushings

From	To	Order No.
1"	20 mm	10-A 989
1"	7/8"	10-A 988