


broadcloth

STUDIO



OHIO STAR QUILT BLOCK

#WHICHQUILTBLOCKAREYOU

BROADCLOTHSTUDIO.COM | @BROADCLOTHSTUDIO | HELLO@BROADCLOTHSTUDIO.COM

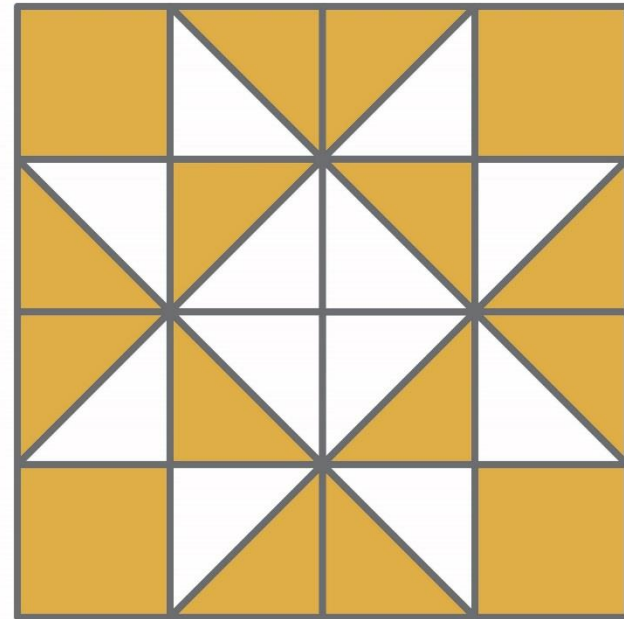
© 2019 Broadcloth Studio. All rights reserved. It is illegal to redistribute, sell or share the pattern in part or in whole, electronically or physically.

OHIO STAR

This classic quilt block pattern is just a handy reference guide in case you wanted to make your own “matching” Personality Quiz Quilt Block (of course, I won’t tell if it’s not actually your “match”!).

NOTES

- Skill Level** Beginner
- Finished Size** 12 x 12”
- Seam Allowance** All cutting instructions have a ¼” seam allowance factored in
- Yardage/WOF** Width of fabric (WOF) is assumed to be 42”
- HST Method** Yardage is calculated based on making 4 half square triangles (HST) at a time; instructions for how to do so are on page 2



**APPROACHABLE, HONEST
WELCOMING & SINCERE**

BASIC REQUIREMENTS

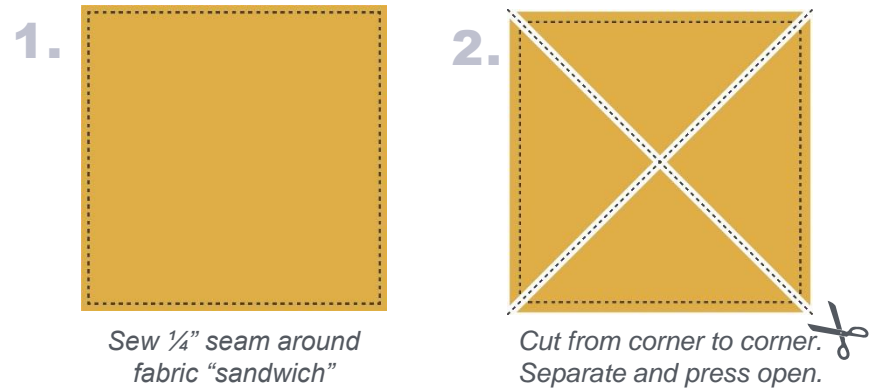
	Fabric Requirements	Cutting Requirements
 Fabric A	Fat Eighth	6 x 6” (3)
 Fabric B	¼ yd. or FQ	3½ x 3½” (4) 6 x 6” (3)

BLOCK ASSEMBLY

HIT THE ACCELERATOR

Never made four HSTs at a time? Don't worry, it's easy! Instead of cutting out individual triangles (groan!), or sewing $\frac{1}{4}$ " seams down either side of a diagonal (smaller groan), all you need to do is sew a square of Fabric A to a square of Fabric B (right sides together) with a $\frac{1}{4}$ " seam around the border. Then cut corner to corner (see illustration to the right). And presto: 4 HSTs!

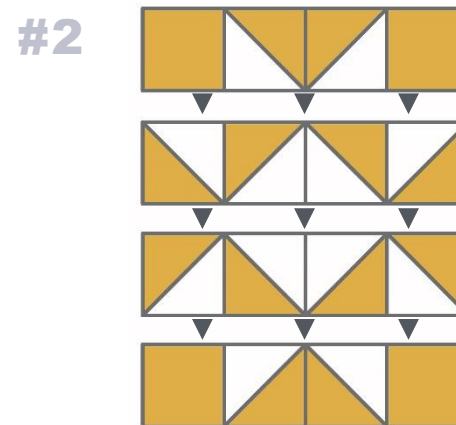
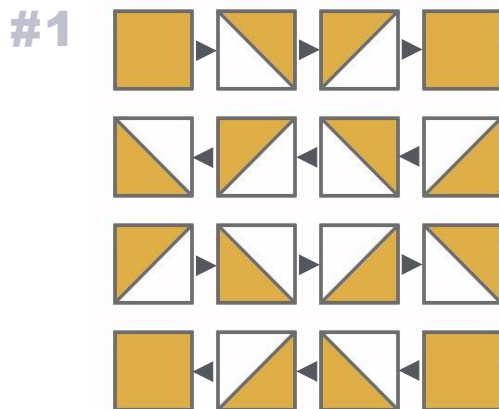
Sew three 6" square sandwiches of Fabric A and Fabric B to make the 12 HSTs needed. Cut corner to corner, press, and then trim HSTs to $3\frac{1}{2}$ ".



! *WATCH OUT: this method creates bias edges, but all this means is that when pressing your seams, truly press, don't iron back and forth (this will minimize the pulling of the fabric + keep the HSTs from becoming wonky).*

ASSEMBLY LINE

Assemble the rows (#1), then assemble the block (#2).



GET SOCIAL!

I love to see your work! Make sure to post your finished quilt block to Instagram and tag it with #WhichQuiltBlockAreYou and @broadclothstudio (because I don't want to miss it!)

broadcloth

STUDIO

About

Founded in 2017 and based in New York City, Broadcloth Studio is a line of lighthearted gear and gifts for quilters. Broadcloth Studio aims to celebrate the craft, community, and heritage of quilting every day (with a modern take and an irreverent wink).

Contact

@broadclothstudio

broadclothstudio.com

hello@broadclothstudio.com