

OPAL DIMMABLE LCA - 4W

4 watt dimmable LED filament candle style opal lamps

Application

Energy efficient LED lamp solutions

Design Specifications

- Opal glass diffuser
- High efficiency LED filament and colour rendering, CRI >80
- Integral trailing edge dimmable LED driver, B15, B22, E14, E27 lamp bases
- 360° beam angle
- Colour temperature 2700K, 5000K
- 1:1 size to traditional candle lamp, dimmable, Suits most candle lamp fittings

Performance

Dimmable Driver - **YES**

Dimmer Type - **TRAILING EDGE**



Technical Specification

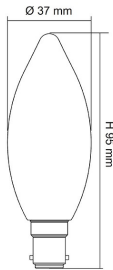
Model No.	Description	Input (ac) (V)	Power (W)	Lumens (lm)	CCT (K)	CRI
LCA27B15D	LED CANDLE 4W B15 WW OPAL DIM	240	4	400	2700	80
LCA27B22D	LED CANDLE 4W B22 WW OPAL DIM	240	4	400	2700	80
LCA27E14D	LED CANDLE 4W E14 WW OPAL DIM	240	4	400	2700	80
LCA27E27D	LED CANDLE 4W E27 WW OPAL DIM	240	4	400	2700	80
LCA50B15D	LED CANDLE 4W B15 DL OPAL DIM	240	4	400	5000	80
LCA50B22D	LED CANDLE 4W B22 DL OPAL DIM	240	4	400	5000	80
LCA50E14D	LED CANDLE 4W E14 DL OPAL DIM	240	4	400	5000	80
LCA50E27D	LED CANDLE 4W E27 DL OPAL DIM	240	4	400	5000	80



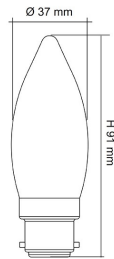
Model No.	Body Colour	Base Type
LCA27B15D	OPAL	B15
LCA27B22D	OPAL	B22
LCA27E14D	OPAL	E14
LCA27E27D	OPAL	E27
LCA50B15D	OPAL	B15
LCA50B22D	OPAL	B22
LCA50E14D	OPAL	E14
LCA50E27D	OPAL	E27

Dimensions

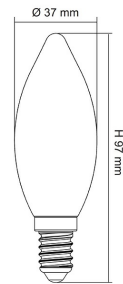
LCA B15



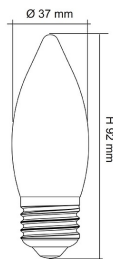
LCA B22



LCA E14



LCA E27





Product Images

