

## Ikuü 1000W Smart WIFI Panel Heater


MPH1000


### Key Features:

- Intelligent power control – Heater adjusts the power output automatically, based on the temperature difference between room temperature and target temperature
- Digital display and control
- Wall mount/freestanding accessory included
- On/off switch
- Heat level adjustment
- Scenes and automation
- Scheduling & countdown timers
- 24-hour timer
- Child lock
- Flex and plug fitted





<b>Colour</b>	White
<b>Compliance Standards</b>	AS/NZS 60335-1, AS/NZS 60335-2-30 and EMC requirements
<b>Wattage</b>	1000W






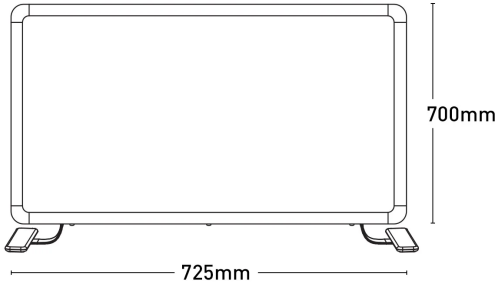
**One Clever App**  
Easy. Seamless. Integrated. Anywhere, anytime control. Automate events. Control device groups. Schedule timers.

**IP24**  
RATING



### Dimensions





## Ikuü 1500W Smart WIFI Panel Heater


MPH1500




### Key Features:

- Intelligent power control – Heater adjusts the power output automatically, based on the temperature difference between room temperature and target temperature
- Digital display and control
- Wall mount/freestanding accessory included
- On/off switch
- Heat level adjustment
- Scenes and automation
- Scheduling & countdown timers
- 24-hour timer
- Child lock
- Flex and plug fitted

<b>Colour</b>	White
<b>Compliance Standards</b>	AS/NZS 60335-1, AS/NZS 60335-2-30 and EMC requirements
<b>Wattage</b>	1500W





**MERCATOR** ikuü



**One Clever App**

Easy. Seamless. Integrated  
Anywhere, anytime control  
Automate events  
Control device groups  
Schedule timers

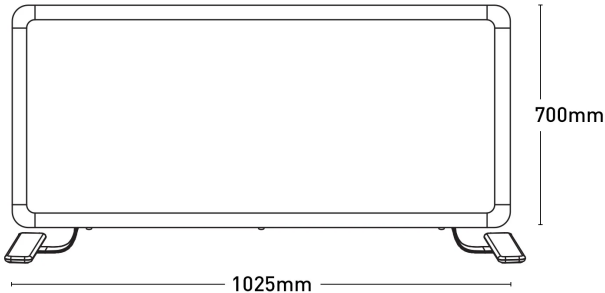
works with  


works with  


**IP24**  
RATING

**wifi**

**Dimensions**





## Ikuü 2000W Smart WIFI Panel Heater


MPH2000




### Key Features:

- Intelligent power control – Heater adjusts the power output automatically, based on the temperature difference between room temperature and target temperature
- Digital display and control
- Wall mount/freestanding accessory included
- On/off switch
- Heat level adjustment
- Scenes and automation
- Scheduling & countdown timers
- 24-hour timer
- Child lock
- Flex and plug fitted



<b>Colour</b>	White
<b>Compliance Standards</b>	AS/NZS 60335-1, AS/NZS 60335-2-30 and EMC requirements
<b>Wattage</b>	2000W





**One Clever App**

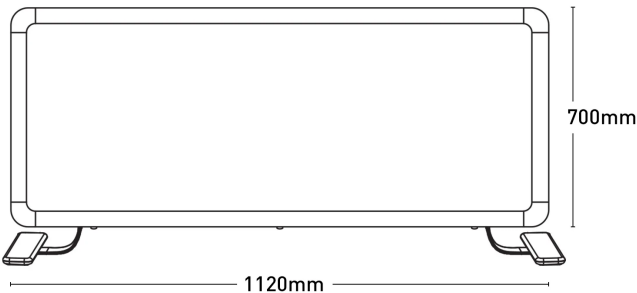
Easy. Seamless. Integrated. Anywhere, anytime control. Automate events. Control device groups. Schedule timers.

**IP24**  
RATING

**wifi**

**Dimensions**





## Ikuü 2400W Smart WIFI Panel Heater


MPH2400




### Key Features:



- Intelligent power control – Heater adjusts the power output automatically, based on the temperature difference between room temperature and target temperature
- Digital display and control
- Wall mount/freestanding accessory included
- On/off switch
- Heat level adjustment
- Scenes and automation
- Scheduling & countdown timers
- 24-hour timer
- Child lock
- Flex and plug fitted

<b>Colour</b>	White
<b>Compliance Standards</b>	AS/NZS 60335-1, AS/NZS 60335-2-30 and EMC requirements
<b>Wattage</b>	2400W






**One Clever App**  
Easy, Seamless, Integrated  
Anywhere, anytime control  
Automate events  
Control device groups  
Schedule timers

**IP24**  
RATING



**Dimensions**

