

General info

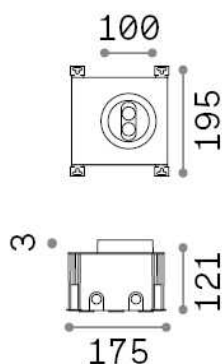
Outdoor - Recessed lights



Ean	8021696277004
Item	TAURUS PT D10 ACCENT ROUND
Installation	Recessed lights
Guarantee	5 years
Gross weight	1.46 kg
Volume	-

Technical info

Net weight	1.46 kg
Insulation class	I
Protection index	IP67
Compliance	CE
Operating temperature	-15° ~ +45 °C
Full load efficiency	X
Dimmer	NO, On-Off
Power output	220-240 V AC 50/60 Hz
Power supply	In-built, included Replaceable (by qualified operators only), electronic
Recessed specifications	Ø 92 - h. ≥ 110 , 5-30
Load resistance	IK09
Adjustability	vert. +/-30°



Source info

Integrated source	Integrated LED module
Replaceable source	Replaceable (by qualified operators only)
Power	6 W
Emission	Direct
Max consumption	max 6,00 W
Features LED	LED SMD OSRAM
CCT LED	3000 K
Duration LED (t. 25°C)	50000 h
CRI	> 80
Light beam	28°
Light beam flux	420 lm
Useful light flux	370 lm

General info

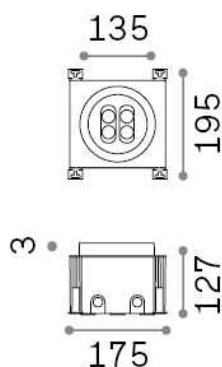
Outdoor - Recessed lights



Ean	8021696277011
Item	TAURUS PT D13 ACCENT ROUND
Installation	Recessed lights
Guarantee	5 years
Gross weight	1.98 kg
Volume	-

Technical info

Net weight	1.98 kg
Insulation class	I
Protection index	IP67
Compliance	CE
Operating temperature	-15° ~ +45 °C
Full load efficiency	X
Dimmer	NO, On-Off
Power output	220-240 V AC 50/60 Hz
Power supply	In-built, included Replaceable (by qualified operators only), electronic
Recessed specifications	Ø 128 - h. ≥ 110 , 5-30
Load resistance	IK09
Adjustability	vert. +/-30°



Source info

Integrated source	Integrated LED module
Replaceable source	Replaceable (by qualified operators only)
Power	11 W
Emission	Direct
Max consumption	max 11,00 W
Features LED	LED SMD OSRAM
CCT LED	3000 K
Duration LED (t. 25°C)	50000 h
CRI	> 80
Light beam	28°
Light beam flux	840 lm
Useful light flux	740 lm

General info

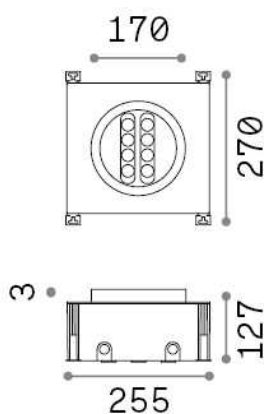
Outdoor - Recessed lights



Ean	8021696277028
Item	TAURUS PT D17 ACCENT ROUND
Installation	Recessed lights
Guarantee	5 years
Gross weight	3.25 kg
Volume	-

Technical info

Net weight	3.25 kg
Insulation class	I
Protection index	IP67
Compliance	CE
Operating temperature	-15° ~ +45 °C
Full load efficiency	X
Dimmer	NO, On-Off
Power output	220-240 V AC 50/60 Hz
Power supply	In-built, included Replaceable (by qualified operators only), electronic
Recessed specifications	Ø 163 - h. ≥ 110 , 5-30
Load resistance	IK10
Adjustability	vert. +/-30°



Source info

Integrated source	Integrated LED module
Replaceable source	Replaceable (by qualified operators only)
Power	14 W
Emission	Direct
Max consumption	max 14,00 W
Features LED	LED SMD OSRAM
CCT LED	3000 K
Duration LED (t. 25°C)	50000 h
CRI	> 80
Light beam	28°
Light beam flux	1300 lm
Useful light flux	1150 lm

General info

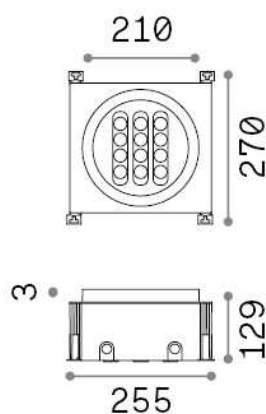
Outdoor - Recessed lights



Ean	8021696277035
Item	TAURUS PT D21 ACCENT ROUND
Installation	Recessed lights
Guarantee	5 years
Gross weight	3.5 kg
Volume	-

Technical info

Net weight	3.5 kg
Insulation class	I
Protection index	IP67
Compliance	CE
Operating temperature	-15° ~ +45 °C
Full load efficiency	X
Dimmer	NO, On-Off
Power output	220-240 V AC 50/60 Hz
Power supply	In-built, included Replaceable (by qualified operators only), electronic
Recessed specifications	Ø 204 - h. ≥ 110 , 5-30
Load resistance	IK10
Adjustability	vert. +/-30°



Source info

Integrated source	Integrated LED module
Replaceable source	Replaceable (by qualified operators only)
Power	20 W
Emission	Direct
Max consumption	max 20,00 W
Features LED	LED SMD OSRAM
CCT LED	3000 K
Duration LED (t. 25°C)	50000 h
CRI	> 80
Light beam	28°
Light beam flux	1900 lm
Useful light flux	1450 lm