

## General info

### Indoor - Suspensions

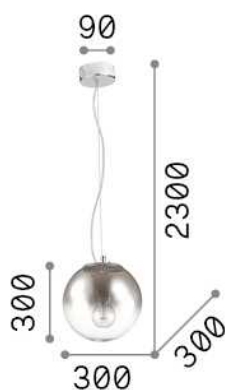
<b>Ean</b>	8021696140711
<b>Item</b>	MAPA FADE SP1 D20
<b>Installation</b>	Suspensions
<b>Guarantee</b>	5 years
<b>Gross weight</b>	1.48 kg
<b>Volume</b>	0.027225 m <sup>3</sup>

## Technical info

<b>Net weight</b>	1.13 kg
<b>Insulation class</b>	II
<b>Protection index</b>	IP20
<b>Compliance</b>	CE
<b>Operating temperature</b>	0° ~ +40 °C
<b>Full load efficiency</b>	X
<b>Dimmer</b>	Determined by the light bulb
<b>Power output</b>	220-240 V AC
<b>Power supply</b>	Not required

## Source info

<b>Integrated source</b>	Light bulb (not included)
<b>Replaceable source</b>	No
<b>Power</b>	E27 max 1 x 60 W
<b>Emission</b>	Diffuse
<b>Max consumption</b>	-



## General info

### Indoor - Suspensions

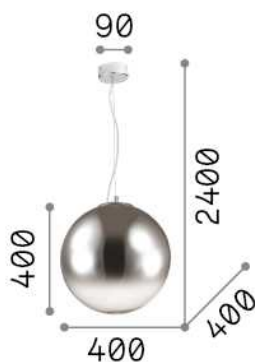
<b>Ean</b>	8021696140728
<b>Item</b>	MAPA FADE SP1 D30
<b>Installation</b>	Suspensions
<b>Guarantee</b>	5 years
<b>Gross weight</b>	2.27 kg
<b>Volume</b>	0.062974 m <sup>3</sup>

## Technical info

<b>Net weight</b>	1.92 kg
<b>Insulation class</b>	II
<b>Protection index</b>	IP20
<b>Compliance</b>	CE
<b>Operating temperature</b>	0° ~ +40 °C
<b>Full load efficiency</b>	X
<b>Dimmer</b>	Determined by the light bulb
<b>Power output</b>	220-240 V AC
<b>Power supply</b>	Not required

## Source info

<b>Integrated source</b>	Light bulb (not included)
<b>Replaceable source</b>	No
<b>Power</b>	E27 max 1 x 60 W
<b>Emission</b>	Diffuse
<b>Max consumption</b>	-



## General info

### Indoor - Suspensions


<b>Ean</b>	8021696161334
<b>Item</b>	MAPA FADE SP1 D40
<b>Installation</b>	Suspensions
<b>Guarantee</b>	5 years
<b>Gross weight</b>	3.97 kg
<b>Volume</b>	0.121495 m <sup>3</sup>

## Technical info

<b>Net weight</b>	3.62 kg
<b>Insulation class</b>	II
<b>Protection index</b>	IP20
<b>Compliance</b>	CE
<b>Operating temperature</b>	0° ~ +40 °C
<b>Full load efficiency</b>	X
<b>Dimmer</b>	Determined by the light bulb
<b>Power output</b>	220-240 V AC
<b>Power supply</b>	Not required

## Source info

<b>Integrated source</b>	Light bulb (not included)
<b>Replaceable source</b>	No
<b>Power</b>	E27 max 1 x 60 W
<b>Emission</b>	Diffuse
<b>Max consumption</b>	-



## General info

### Indoor - Suspensions

<b>Ean</b>	8021696161327
<b>Item</b>	MAPA FADE SP1 D50
<b>Installation</b>	Suspensions
<b>Guarantee</b>	5 years
<b>Gross weight</b>	5.74 kg
<b>Volume</b>	0.225388 m <sup>3</sup>

## Technical info

<b>Net weight</b>	5.39 kg
<b>Insulation class</b>	II
<b>Protection index</b>	IP20
<b>Compliance</b>	CE
<b>Operating temperature</b>	0° ~ +40 °C
<b>Full load efficiency</b>	X
<b>Dimmer</b>	Determined by the light bulb
<b>Power output</b>	220-240 V AC
<b>Power supply</b>	Not required

## Source info

<b>Integrated source</b>	Light bulb (not included)
<b>Replaceable source</b>	No
<b>Power</b>	E27 max 1 x 60 W
<b>Emission</b>	Diffuse
<b>Max consumption</b>	-