

## General info

### Indoor - Ceiling lamps

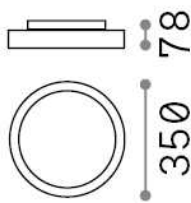
<b>Ean</b>	8021696270272
<b>Item</b>	FLY PL D35 3000K BIANCO
<b>Installation</b>	Ceiling lamps
<b>Guarantee</b>	5 years
<b>Gross weight</b>	3.54 kg
<b>Volume</b>	0.016 m <sup>3</sup>

## Technical info

<b>Net weight</b>	3 kg
<b>Insulation class</b>	I
<b>Protection index</b>	IP40
<b>Compliance</b>	CE
<b>Operating temperature</b>	0° ~ +40 °C
<b>Full load efficiency</b>	X
<b>Dimmer</b>	NO, On-Off
<b>Power output</b>	220-240 V AC 50/60 Hz
<b>Power supply</b>	In-built, included Replaceable (by qualified operators only), electronic, tridonic
<b>Accessories not included</b>	Dimmable driver, upright module

## Source info

<b>Integrated source</b>	Integrated LED module
<b>Replaceable source</b>	Replaceable (by qualified operators only)
<b>Power</b>	18 W
<b>Emission</b>	Direct
<b>Max consumption</b>	max 18,00 W
<b>Features LED</b>	LED SMD SAMSUNG
<b>CCT LED</b>	3000 K
<b>Duration LED (t. 25°C)</b>	50000 h
<b>CRI</b>	> 80
<b>SDCM</b>	3
<b>Light beam</b>	87°
<b>UGR Maximum</b>	< 19
<b>Light beam flux</b>	2650 lm
<b>Useful light flux</b>	2110 lm
<b>Photobiological risk</b>	1



## General info

### Indoor - Ceiling lamps

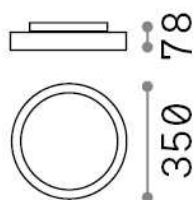
<b>Ean</b>	8021696270289
<b>Item</b>	FLY PL D35 4000K BIANCO
<b>Installation</b>	Ceiling lamps
<b>Guarantee</b>	5 years
<b>Gross weight</b>	3.53 kg
<b>Volume</b>	0.016 m <sup>3</sup>

## Technical info

<b>Net weight</b>	3 kg
<b>Insulation class</b>	I
<b>Protection index</b>	IP40
<b>Compliance</b>	CE
<b>Operating temperature</b>	0° ~ +40 °C
<b>Full load efficiency</b>	X
<b>Dimmer</b>	NO, On-Off
<b>Power output</b>	220-240 V AC 50/60 Hz
<b>Power supply</b>	In-built, included Replaceable (by qualified operators only), electronic, tridonic
<b>Accessories not included</b>	Dimmable driver, upright module

## Source info

<b>Integrated source</b>	Integrated LED module
<b>Replaceable source</b>	Replaceable (by qualified operators only)
<b>Power</b>	18 W
<b>Emission</b>	Direct
<b>Max consumption</b>	max 18,00 W
<b>Features LED</b>	LED SMD SAMSUNG
<b>CCT LED</b>	4000 K
<b>Duration LED (t. 25°C)</b>	50000 h
<b>CRI</b>	> 80
<b>SDCM</b>	3
<b>Light beam</b>	87°
<b>UGR Maximum</b>	< 19
<b>Light beam flux</b>	2800 lm
<b>Useful light flux</b>	2230 lm
<b>Photobiological risk</b>	1



## General info

### Indoor - Ceiling lamps

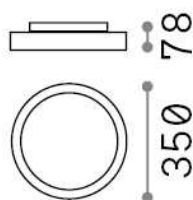
<b>Ean</b>	8021696306575
<b>Item</b>	FLY PL D35 3000K NERO
<b>Installation</b>	Ceiling lamps
<b>Guarantee</b>	5 years
<b>Gross weight</b>	3.89 kg
<b>Volume</b>	0.016 m <sup>3</sup>

## Technical info

<b>Net weight</b>	3 kg
<b>Insulation class</b>	I
<b>Protection index</b>	IP40
<b>Compliance</b>	CE
<b>Operating temperature</b>	0° ~ +40 °C
<b>Full load efficiency</b>	X
<b>Dimmer</b>	NO, On-Off
<b>Power output</b>	220-240 V AC 50/60 Hz
<b>Power supply</b>	In-built, included Replaceable (by qualified operators only), electronic, tridonic
<b>Accessories not included</b>	Dimmable driver, upright module

## Source info

<b>Integrated source</b>	Integrated LED module
<b>Replaceable source</b>	Replaceable (by qualified operators only)
<b>Power</b>	18 W
<b>Emission</b>	Direct
<b>Max consumption</b>	max 18,00 W
<b>Features LED</b>	LED SMD SAMSUNG
<b>CCT LED</b>	3000 K
<b>Duration LED (t. 25°C)</b>	50000 h
<b>CRI</b>	> 80
<b>SDCM</b>	3
<b>Light beam</b>	87°
<b>UGR Maximum</b>	< 19
<b>Light beam flux</b>	2650 lm
<b>Useful light flux</b>	2110 lm
<b>Photobiological risk</b>	1



## General info

### Indoor - Ceiling lamps

<b>Ean</b>	8021696306582
<b>Item</b>	FLY PL D35 4000K NERO
<b>Installation</b>	Ceiling lamps
<b>Guarantee</b>	5 years
<b>Gross weight</b>	3.84 kg
<b>Volume</b>	0.016 m <sup>3</sup>

## Technical info

<b>Net weight</b>	3 kg
<b>Insulation class</b>	I
<b>Protection index</b>	IP40
<b>Compliance</b>	CE
<b>Operating temperature</b>	0° ~ +40 °C
<b>Full load efficiency</b>	X
<b>Dimmer</b>	NO, On-Off
<b>Power output</b>	220-240 V AC 50/60 Hz
<b>Power supply</b>	In-built, included Replaceable (by qualified operators only), electronic, tridonic
<b>Accessories not included</b>	Dimmable driver, upright module

## Source info

<b>Integrated source</b>	Integrated LED module
<b>Replaceable source</b>	Replaceable (by qualified operators only)
<b>Power</b>	18 W
<b>Emission</b>	Direct
<b>Max consumption</b>	max 18,00 W
<b>Features LED</b>	LED SMD SAMSUNG
<b>CCT LED</b>	4000 K
<b>Duration LED (t. 25°C)</b>	50000 h
<b>CRI</b>	> 80
<b>SDCM</b>	3
<b>Light beam</b>	87°
<b>UGR Maximum</b>	< 19
<b>Light beam flux</b>	2800 lm
<b>Useful light flux</b>	2230 lm
<b>Photobiological risk</b>	1