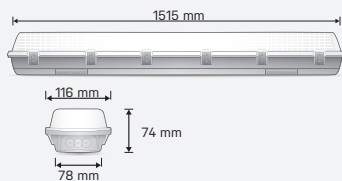


TRIPROOF

TRIPROOF60W15-TRI-EM

SAP CODE: 2001171



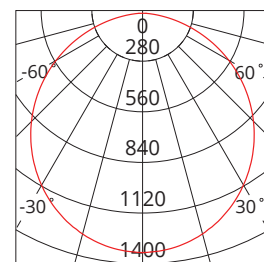
1500mm, 60W, Tritone, Emergency, indoor/outdoor LED batten

A robust and powerful vandal resistant LED batten with Tritone switchable colour temperature and emergency battery.

Accessories
SUSPENSION KIT



Photometric Diagram



Unit: cd
 - C0/180 110.0deg
 - C90/270 110.0deg

KEY INFORMATION

Lumen Output	5600 / 6000 / 5700lm
Input Power	60W
Hole Cutout Size	N/A
Install	SURFACE MOUNT
Dimming Options	Non-Dimmable
Trim Colour	WHITE
Warranty	5yr
IP Rating	IP65
IK Rating	IK08
IC Rating	N/A
Rebate Scheme Approvals	N/A

PHOTOMETRIC

Efficacy	93 / 100 / 95lm/W
LED	SMD
CCT	4000 / 5000 / 6500K
CRI	>80
Beam Angle	120°

ELECTRICAL

Driver	Integral
Supply Input	220-240V, 50/60Hz
Driver Output Voltage	20-57VDC
Power Factor	>0.9
LED Input Current (nominal)	1050mA
Useful life @Ta25° (L70)	50,000hr

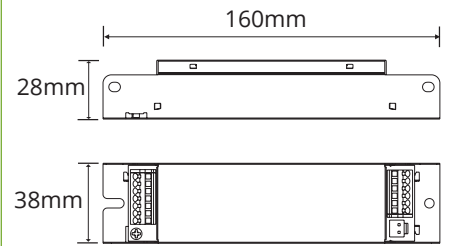
CONSTRUCTION

Housing	Polycarbonate
Optics	Polycarbonate Diffuser
Adjustable Angle	N/A
Fixings/Hardware	Bracket
Connection Type	Terminal Block PA14
Total Weight	3.5kg
Dimensions	1515x116x74mm
Operating Ambient Temp.	0 to 45°C
Electrical Classification	Class 1
Food Grade Approval	HACCP

Emergency Battery Kit

Self charging battery for TRIPROOF60W15-TRI-EM during blackouts

Emergency Light Kit ensures that lights remain on at a light level sufficient to allow people to see their way for three hours if there is a power failure



QUICK FACTS

- Self charging Ni-Cd battery
- Keeps lights on at emergency level for three hours
- Test switch and indicator light

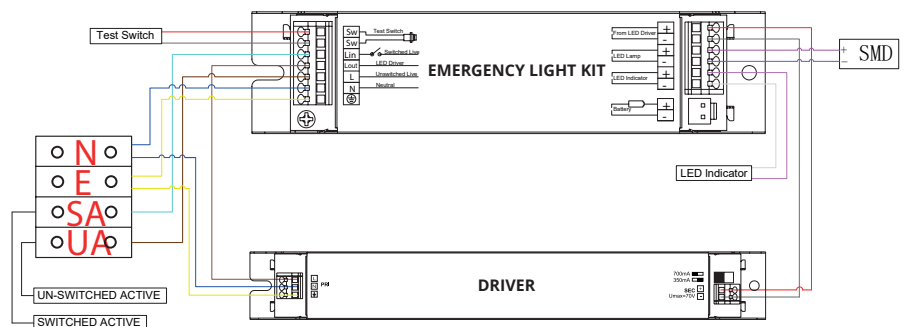
SPECIFICATIONS

Max Battery Temperature	70°
Battery Warranty	1 Year
Emergency Classification	C0-180° D50 C90-270° D32

MAXIMUM SPACINGS FOR CLASS D LUMINAIRES

Maximum Spacings Mounting Height (Metres)

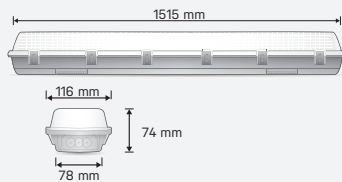
Luminaire Classification	2.1	2.4	2.7	3.0	3.3	3.6	4.0	4.5	5.0	6.0	7.0	8.0	9.0	10	15	20
D25	14.2	14.7	15.3	15.7	16.1	16.5	16.9	17.3	17.7	18.1	18.3	18.2	17.9	17.3	7.7	
D32	15.4	16.1	16.7	17.2	17.6	18.0	18.5	19.1	19.5	20.2	20.6	20.7	20.6	20.3	14.6	
D40	16.7	17.4	18.0	18.6	19.1	19.6	20.1	20.8	21.3	22.1	22.7	23.0	23.1	23.1	19.4	
D50	18.0	18.7	19.4	20.1	20.7	21.2	21.8	22.5	23.2	24.2	24.9	25.4	25.7	25.9	23.7	15.2
D63	19.4	20.3	21.1	21.8	22.4	23.0	23.7	24.5	25.2	26.4	27.4	28.1	28.6	28.9	28.0	22.5



TRIPROOF

TRIPROOF60W15-TRI

SAP CODE: 2001170



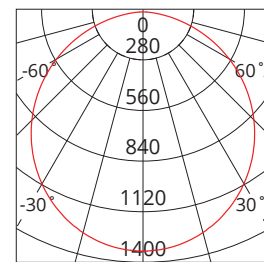
1500mm, 60W, Tritone, rugged indoor/outdoor LED batten

A robust and powerful outdoor/indoor IK08 vandal resistant LED batten with Tritone switchable colour temperature.

Accessories
SUSPENSION KIT



Photometric Diagram



Unit: cd
- C0/180 110.0deg
- C90/270 110.0deg

KEY INFORMATION

Lumen Output	5600 / 6000 / 5700lm
Input Power	60W
Hole Cutout Size	N/A
Install	SURFACE MOUNT
Dimming Options	Non-Dimmable
Trim Colour	WHITE
Warranty	5yr
IP Rating	IP65
IK Rating	IK08
IC Rating	N/A
Rebate Scheme Approvals	COMING SOON

PHOTOMETRIC

Efficacy	93 / 100 / 95lm/W
LED	SMD
CCT	4000 / 5000 / 6500K
CRI	>80
Beam Angle	120°

ELECTRICAL

Driver	Integral
Supply Input	220-240V, 50/60Hz
Driver Output Voltage	20-57VDC
Power Factor	>0.9
LED Input Current (nominal)	1050mA
Useful life @Ta25° (L70)	50,000hr

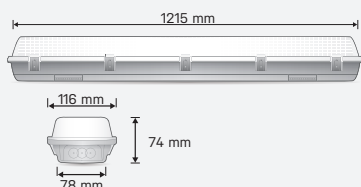
CONSTRUCTION

Housing	Polycarbonate
Optics	Polycarbonate Diffuser
Adjustable Angle	N/A
Fixings/Hardware	Bracket
Connection Type	Terminal Block PA14
Total Weight	3.5kg
Dimensions	1515x116x74mm
Operating Ambient Temp.	-20 to 45°C
Electrical Classification	Class 1
Food Grade Approval	HACCP

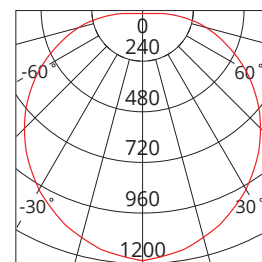
TRIPROOF

TRIPROOF40W12-TRI-SS-EM

SAP CODE: 2001068



Photometric Diagram



Unit: cd
 - C0/180 110.0deg
 - C90/270 110.0deg

1200mm, 40W, Intellisensor, Tritone, Emergency, LED batten

A vandal resistant LED batten with Intellisensor for automatic standby dimming, emergency standby battery and Tritone switchable colour temperature

Accessories
SUSPENSION KIT

KEY INFORMATION

Lumen Output	4090 / 4410 / 4050lm
Input Power	40W
Hole Cutout Size	N/A
Install	SURFACE MOUNT
Dimming Options	Non-Dimmable
Trim Colour	WHITE
Warranty	5yr
IP Rating	IP65
IK Rating	IK08
IC Rating	N/A
Rebate Scheme Approvals	N/A

PHOTOMETRIC

Efficacy	102 / 110 / 101lm/W
LED	SMD
CCT	4000 / 5000 / 6500K
CRI	>80
Beam Angle	120°

ELECTRICAL

Driver	Integral
Supply Input	220-240V, 50/60Hz
Driver Output Voltage	20-57VDC
Power Factor	>0.9
LED Input Current (nominal)	700mA
Useful life @Ta25° (L70)	50,000hr

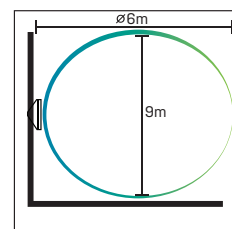
CONSTRUCTION

Housing	Polycarbonate
Optic	Polycarbonate Diffuser
Adjustable Angle	N/A
Fixings/Hardware	Bracket
Connection Type	Terminal Block PA14
Total Weight	2kg
Dimensions	1215x74x116mm
Operating Ambient Temp.	0 to 45°C
Electrical Classification	Class 1
Food Grade Approval	HACCP

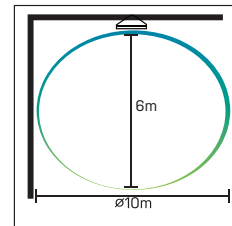
Intellisensor

Combine daylight & high frequency motion detection in one unit to achieve on/off control

Detection range, hold time, standby time and daylight threshold can be preset.



Wall Mount



Ceiling Mount

ELECTRICAL

Load Wattage	Max. 500w
Standby Power	<0.5w
Microwave Frequency	5.8Ghz1
Detection Area	15mx16m (DxH)
Detection Sensitivity	50% or 100%
Hold Time	5s to 30min
Standby Time	0s to 30min +
Standby Dimming Level	10% to 50%
Daylight Threshold	50lux / Disable
Dimensions	125x51x44mm
IP Rating	65

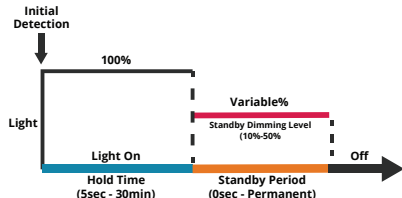
DIP SWITCH SETTINGS



Easy to Set DIM Switches



Intellisensor Function Summary



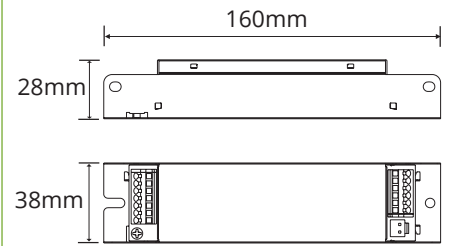
Detection Range	Light On Hold Time	Daylight Sensor	Standby Period	Standby Dimming Level
1	2 3	4	5 6	7 8
<input type="checkbox"/> 100% <input type="checkbox"/> 50%	<input type="checkbox"/> 5sec <input type="checkbox"/> 1min <input type="checkbox"/> 10min <input type="checkbox"/> 30min	<input type="checkbox"/> Disable <input type="checkbox"/> Enable	<input type="checkbox"/> no standby <input type="checkbox"/> 5min <input type="checkbox"/> 30min <input type="checkbox"/> permanent standby	<input type="checkbox"/> 10% <input type="checkbox"/> 20% <input type="checkbox"/> 30% <input type="checkbox"/> 50%

If Daylight Sensor is on then all settings will be overridden to save energy during daylight

Emergency Battery Kit

Self charging battery for TRIPROOF40W12-TRI-SS-EM during blackouts

Emergency Light Kit ensures that lights remain on at a light level sufficient to allow people to see their way for three hours if there is a power failure



QUICK FACTS

- Self charging Lithium Iron Phosphate (LiFePO4) battery
- Keeps lights on at emergency level for three hours
- Test switch and indicator light

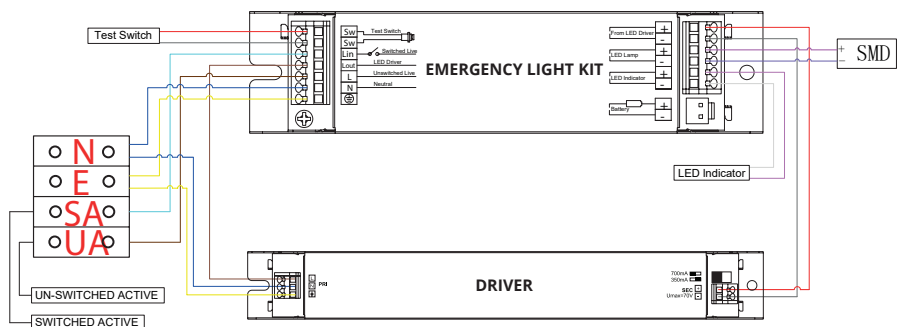
SPECIFICATIONS

Max Battery Temperature	60°
Battery Warranty	4 Years
Emergency Classification	C0-180° D50 C90-270° D32

MAXIMUM SPACINGS FOR CLASS D LUMINAIRS

Maximum Spacings Mounting Height (Metres)

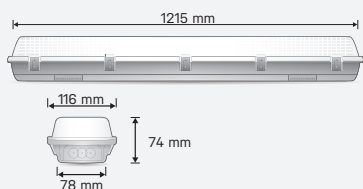
Luminaire Classification	2.1	2.4	2.7	3.0	3.3	3.6	4.0	4.5	5.0	6.0	7.0	8.0	9.0	10	15	20
D25	14.2	14.7	15.3	15.7	16.1	16.5	16.9	17.3	17.7	18.1	18.3	18.2	17.9	17.3	7.7	
D32	15.4	16.1	16.7	17.2	17.6	18.0	18.5	19.1	19.5	20.2	20.6	20.7	20.6	20.3	14.6	
D40	16.7	17.4	18.0	18.6	19.1	19.6	20.1	20.8	21.3	22.1	22.7	23.0	23.1	23.1	19.4	
D50	18.0	18.7	19.4	20.1	20.7	21.2	21.8	22.5	23.2	24.2	24.9	25.4	25.7	25.9	23.7	15.2
D63	19.4	20.3	21.1	21.8	22.4	23.0	23.7	24.5	25.2	26.4	27.4	28.1	28.6	28.9	28.0	22.5



TRIPROOF

TRIPROOF40W12-TRI-SS

SAP CODE: 2001067



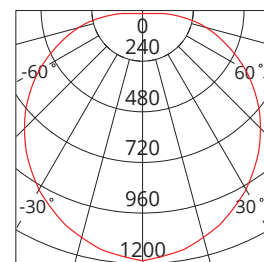
1200mm, 40W,
Intellisensor, Tritone,
indoor/outdoor LED
batten

A robust outdoor/indoor IK08
vandal resistant LED batten
with Intellisensor for automatic
standby dimming and Tritone
switchable colour temperature.

Accessories
SUSPENSION KIT



Photometric
Diagram



Unit: cd
- C0/180 110.0deg
- C90/270 110.0deg

KEY INFORMATION

Lumen Output	4510 / 3830 / 3350lm
Input Power	40W
Hole Cutout Size	N/A
Install	SURFACE MOUNT
Dimming Options	Non-Dimmable
Trim Colour	WHITE
Warranty	5yr
IP Rating	IP65
IK Rating	IK08
IC Rating	N/A
Rebate Scheme Approvals	VEET; REES; IPART LCP 38.82

PHOTOMETRIC

Efficacy	113 / 96 / 84lm/W
LED	SMD
CCT	4000 / 5000 / 6500K
CRI	>80
Beam Angle	120°

ELECTRICAL

Driver	Integral
Supply Input	220-240V, 50/60Hz
Driver Output Voltage	20-57VDC
Power Factor	>0.9
LED Input Current (nominal)	700mA
Useful life @Ta25° (L70)	50,000hr

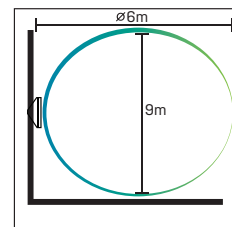
CONSTRUCTION

Housing	Polycarbonate
Optics	Polycarbonate Diffuser
Adjustable Angle	N/A
Fixings/Hardware	Bracket
Connection Type	Terminal Block PA14
Total Weight	2kg
Dimensions	1215x116x74mm
Operating Ambient Temp.	-20 to 45°C
Electrical Classification	Class 1
Food Grade Approval	HACCP

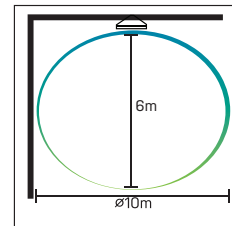
Intellisensor

Combine daylight & high frequency motion detection in one unit to achieve on/off control

Detection range, hold time, standby time and daylight threshold can be preset.



Wall Mount



Ceiling Mount

ELECTRICAL

Load Wattage	Max. 500w
Standby Power	<0.5w
Microwave Frequency	5.8Ghz1
Detection Area	15mx16m (DxH)
Detection Sensitivity	50% or 100%
Hold Time	5s to 30min
Standby Time	0s to 30min +
Standby Dimming Level	10% to 50%
Daylight Threshold	50lux / Disable
Dimensions	125x51x44mm
IP Rating	65

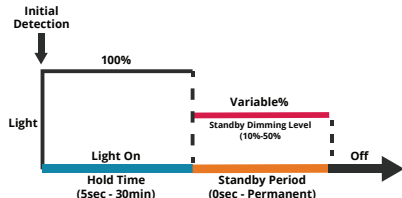
DIP SWITCH SETTINGS



Easy to Set DIM Switches



Intellisensor Function Summary



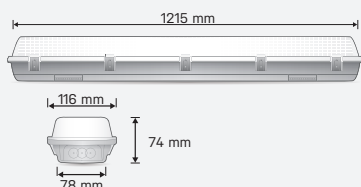
Detection Range	Light On Hold Time	Daylight Sensor	Standby Period	Standby Dimming Level
1	2 3	4	5 6	7 8
<input type="checkbox"/> 100% <input type="checkbox"/> 50%	<input type="checkbox"/> 5sec <input type="checkbox"/> 1min <input type="checkbox"/> 10min <input type="checkbox"/> 30min	<input type="checkbox"/> Disable <input type="checkbox"/> Enable	<input type="checkbox"/> no standby <input type="checkbox"/> 5min <input type="checkbox"/> 30min <input type="checkbox"/> permanent standby	<input type="checkbox"/> 10% <input type="checkbox"/> 20% <input type="checkbox"/> 30% <input type="checkbox"/> 50%

If Daylight Sensor is on then all settings will be overridden to save energy during daylight

TRIPROOF

TRIPROOF20/40W12-TRI-EM

SAP CODE: 2001066



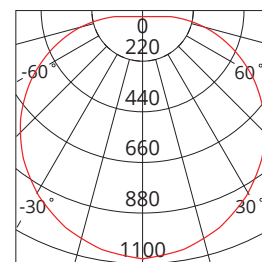
1200mm, 20/40W
Ecoswitch, Tritone,
rugged indoor/outdoor
LED batten

A robust outdoor/indoor IK08
vandal resistant LED batten
with Ecoswitch, a switch to
select 20 or 40W and an
emergency battery.

Accessories
SUSPENSION KIT



Photometric
Diagram



Unit: cd
- C0/180 110.0deg
- C90/270 110.0deg

KEY INFORMATION

Lumen Output 40W	4090 / 4410 / 4050lm
- Low Power Mode 20W	2230 / 2250 / 1970lm
Input Power	20 / 40W
Hole Cutout Size	N/A
Install	SURFACE MOUNT
Dimming Options	Non-Dimmable
Trim Colour	WHITE
Warranty	5yr
IP Rating	IP65
IK Rating	IK08
IC Rating	N/A
Rebate Scheme Approvals	VEET; REES; IPART LCP 42.4

PHOTOMETRIC

Efficacy 40W	102 / 110 / 101lm/W
- Low Power Mode 20W	111 / 113 / 98lm/W
LED	SMD
CCT	4000 / 5000 / 6500K
CRI	>80
Beam Angle	120°

ELECTRICAL

Driver	Integral
Supply Input	220-240V, 50/60Hz
Driver Output Voltage	20-57VDC
Power Factor	>0.9
LED Input Current (nominal)	350-700mA
Useful life @Ta25° (L70)	50,000hr

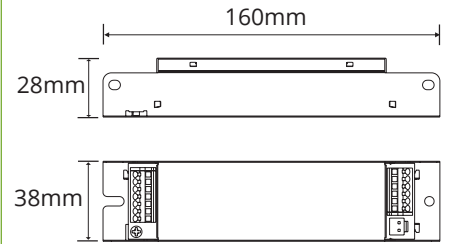
CONSTRUCTION

Housing	Polycarbonate
Optics	Polycarbonate Diffuser
Adjustable Angle	N/A
Fixings/Hardware	Bracket
Connection Type	Terminal Block PA14
Total Weight	2kg
Dimensions	1215x116x74mm
Operating Ambient Temp.	0 to 45°C
Electrical Classification	Class 1
Food Grade Approval	HACCP

Emergency Battery Kit

Self charging battery for TRIPROOF20/40W12-TRI-EM during blackouts

Emergency Light Kit ensures that lights remain on at a light level sufficient to allow people to see their way for three hours if there is a power failure



QUICK FACTS

- Self charging Lithium Iron Phosphate (LiFePO4) battery
- Keeps lights on at emergency level for three hours
- Test switch and indicator light

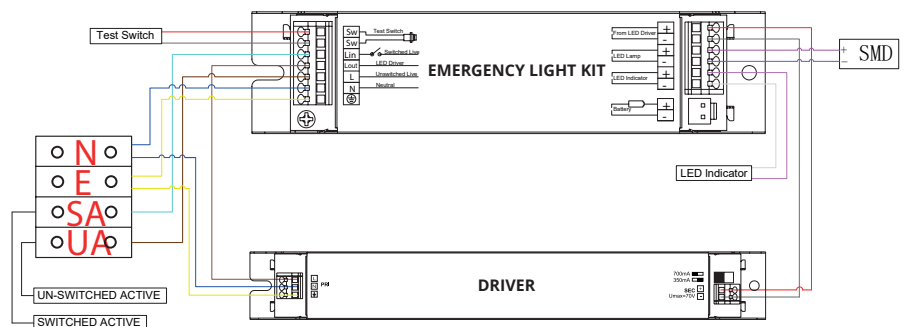
SPECIFICATIONS

Max Battery Temperature	60°
Battery Warranty	4 Years
Emergency Classification	C0-180° D63 C90-270° D32

MAXIMUM SPACINGS FOR CLASS D LUMINAIRES

Maximum Spacings Mounting Height (Metres)

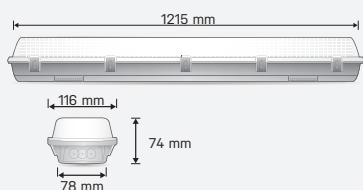
Luminaire Classification	2.1	2.4	2.7	3.0	3.3	3.6	4.0	4.5	5.0	6.0	7.0	8.0	9.0	10	15	20
D25	14.2	14.7	15.3	15.7	16.1	16.5	16.9	17.3	17.7	18.1	18.3	18.2	17.9	17.3	7.7	
D32	15.4	16.1	16.7	17.2	17.6	18.0	18.5	19.1	19.5	20.2	20.6	20.7	20.6	20.3	14.6	
D40	16.7	17.4	18.0	18.6	19.1	19.6	20.1	20.8	21.3	22.1	22.7	23.0	23.1	23.1	19.4	
D50	18.0	18.7	19.4	20.1	20.7	21.2	21.8	22.5	23.2	24.2	24.9	25.4	25.7	25.9	23.7	15.2
D63	19.4	20.3	21.1	21.8	22.4	23.0	23.7	24.5	25.2	26.4	27.4	28.1	28.6	28.9	28.0	22.5



TRIPROOF

TRIPROOF20/40W12-TRI

SAP CODE: 2001168



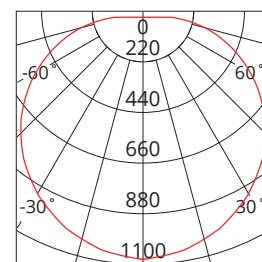
1200mm, 20W/40W,
Tritone, rugged indoor/
outdoor LED batten

A robust outdoor/indoor IK08
vandal resistant LED batten
with Tritone switchable colour
temperature and Ecoswitch, a
switch to select 20 or 40W.

Accessories
SUSPENSION KIT



Photometric
Diagram



Unit: cd
- C0/180 110.0deg
- C90/270 110.0deg

KEY INFORMATION

Lumen Output ^{40W}	4090 / 4410 / 4050lm
- Low Power Mode ^{20W}	2230 / 2250 / 1970lm
Input Power	20 / 40W
Hole Cutout Size	N/A
Install	SURFACE MOUNT
Dimming Options	Non-Dimmable
Trim Colour	WHITE
Warranty	5yr
IP Rating	IP65
IK Rating	IK08
IC Rating	N/A
Rebate Scheme Approvals	VEET; REES; IPART LCP 41.29

PHOTOMETRIC

Efficacy ^{40W}	102 / 110 / 101lm/W
- Low Power Mode ^{20W}	111 / 113 / 98lm/W
LED	SMD
CCT	4000 / 5000 / 6500K
CRI	>80
Beam Angle	120°

ELECTRICAL

Driver	Integral
Supply Input	220-240V, 50/60Hz
Driver Output Voltage	20-57VDC
Power Factor	>0.9
LED Input Current (nominal)	350-700mA
Useful life @Ta25° (L70)	50,000hr

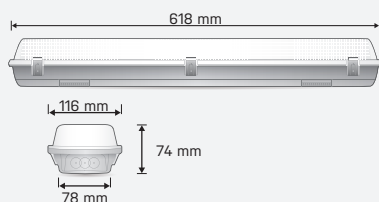
CONSTRUCTION

Housing	Polycarbonate
Optics	Polycarbonate Diffuser
Adjustable Angle	N/A
Fixings/Hardware	Bracket
Connection Type	Terminal Block PA14
Total Weight	2kg
Dimensions	1215x116x74mm
Operating Ambient Temp.	-20 to 45°C
Electrical Classification	Class 1
Food Grade Approval	HACCP

TRIPROOF

TRIPROOF20W06-TRI-EM

SAP CODE: 2001165



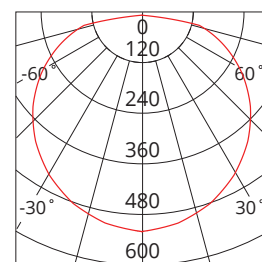
600mm, 20W, tritone,
Emergency, rugged
indoor/outdoor LED
batten

A robust outdoor/indoor IK08
vandal resistant LED batten
with an emergency battery
for power failures and Tritone
switchable colour temperature.

Accessories
SUSPENSION KIT



Photometric
Diagram



Unit: cd
- C0/180 110.0deg
- C90/270 110.0deg

KEY INFORMATION

Lumen Output	1850 / 1990 / 1850lm
Input Power	20W
Hole Cutout Size	N/A
Install	SURFACE MOUNT
Dimming Options	Non-Dimmable
Trim Colour	WHITE
Warranty	5yr
IP Rating	IP65
IK Rating	IK08
IC Rating	N/A
Rebate Scheme Approvals	N/A

PHOTOMETRIC

Efficacy	93 / 100 / 93lm/W
LED	SMD
CCT	4000 / 5000 / 6500K
CRI	>80
Beam Angle	120°

ELECTRICAL

Driver	Integral
Supply Input	220-240V, 50/60Hz
Driver Output Voltage	20-57VDC
Power Factor	>0.9
LED Input Current (nominal)	350mA
Useful life @Ta25° (L70)	50,000hr

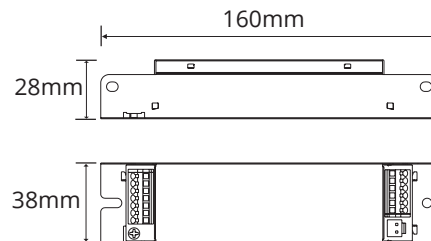
CONSTRUCTION

Housing	Polycarbonate
Optic	Polycarbonate Diffuser
Adjustable Angle	N/A
Fixings/Hardware	Bracket
Connection Type	Terminal Block PA14
Total Weight	2kg
Dimensions	618 x 116 x 74mm
Operating Ambient Temp.	0 to 45°C
Electrical Classification	Class 1
Food Grade Approval	HACCP

Emergency Battery Kit

Self charging battery for TRIPROOF20W06-TRI-EM during blackouts

Emergency Light Kit ensures that lights remain on at a light level sufficient to allow people to see their way for three hours if there is a power failure



QUICK FACTS

- Self charging Lithium Iron Phosphate (LiFePO4) battery
- Keeps lights on at emergency level for three hours
- Test switch and indicator light

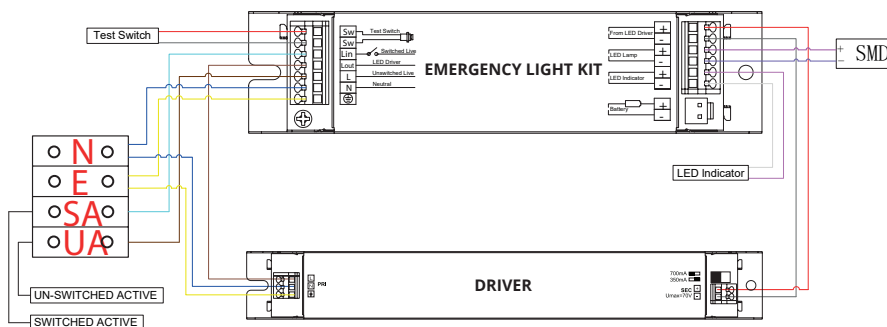
SPECIFICATIONS

Max Battery Temperature	60°
Battery Warranty	4 Years
Emergency Classification	C0-180° D40 C90-270° D25

MAXIMUM SPACINGS FOR CLASS D LUMINAIRES

Maximum Spacings Mounting Height (Metres)

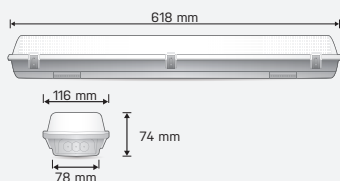
Luminaire Classification	2.1	2.4	2.7	3.0	3.3	3.6	4.0	4.5	5.0	6.0	7.0	8.0	9.0	10	15	20
D25	14.2	14.7	15.3	15.7	16.1	16.5	16.9	17.3	17.7	18.1	18.3	18.2	17.9	17.3	7.7	
D32	15.4	16.1	16.7	17.2	17.6	18.0	18.5	19.1	19.5	20.2	20.6	20.7	20.6	20.3	14.6	
D40	16.7	17.4	18.0	18.6	19.1	19.6	20.1	20.8	21.3	22.1	22.7	23.0	23.1	23.1	19.4	
D50	18.0	18.7	19.4	20.1	20.7	21.2	21.8	22.5	23.2	24.2	24.9	25.4	25.7	25.9	23.7	15.2
D63	19.4	20.3	21.1	21.8	22.4	23.0	23.7	24.5	25.2	26.4	27.4	28.1	28.6	28.9	28.0	22.5



TRIPROOF

TRIPROOF20W06-TRI

SAP CODE: 2001164



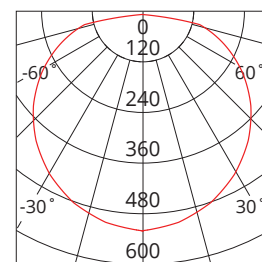
600mm, 20W, Tritone, rugged indoor/outdoor batten

A robust and powerful outdoor/indoor IK08 vandal resistant LED batten with Tritone switchable colour temperature.

Accessories
SUSPENSION KIT



Photometric Diagram



Unit: cd
- C0/180 110.0deg
- C90/270 110.0deg

KEY INFORMATION

Lumen Output 20W	1850 / 1990 / 1850lm
Input Power	20W
Hole Cutout Size	N/A
Dimming Options	Non-Dimmable
Trim Colour	WHITE
Warranty	5yr
IP Rating	IP65
IK Rating	IK08
IC Rating	N/A
Rebate Scheme Approvals	N/A

PHOTOMETRIC

Efficacy 20W	93 / 100 / 93lm/W
LED	SMD
CCT	4000 / 5000 / 6500K
CRI	>80
Beam Angle	120°

ELECTRICAL

Driver	Integral
Supply Input	220-240V, 50/60Hz
Driver Output Voltage	20-57VDC
Power Factor	>0.9
LED Input Current (nominal)	350mA
Useful life @Ta25° (L70)	50,000hr

CONSTRUCTION

Housing	Polycarbonate
Optic	Polycarbonate
Adjustable Angle	N/A
Fixings/Hardware	N/A
Connection Type	Terminal Block PA14
Total Weight	2kg
Dimensions	618x116x74mm
Operating Ambient Temp.	-20 to 45°C
Electrical Classification	Class 1
Food Grade Approval	HACCP