

ODOURVAC TOILET VENTILATION SYSTEM

DESCRIPTION

The OdourVac Toilet Ventilation System has been designed to extract toilet odour in a quiet and unobtrusive manner. Odours are drawn from the toilet bowl through the cistern's overflow pipe and are exhausted by the ducted ventilation system to outside the home.

The system is available in two kits:

- **OVK1 Kit:** Stand alone system
- **OVK2 Kit:** Add-on system for ducted exhaust from shower or laundry

Typical Applications

Toilets and ensuites in homes, apartments, hotels, gymnasiums, schools, kindergartens, medical clinics and restaurants.

Features

- Creates an odourless toilet by removing odours directly from the toilet bowl.
- Quiet and out-of-sight solution.
- Saves power by only needing to run when toilet is in use.
- The system complies with AS1668.2:2012 (section 3.2.1) and BCA 2010 (Part F) for ventilation requirements.
- Compatible with most toilet cisterns.
- Both systems feature a **balancing valve** that is fitted within the toilet cistern. It adjusts the air flow to maintain a fresh odour free environment while minimising drafts and noise.



Balancing Valve

OVK1 KIT

- Suitable for extracting odour from one toilet.
- Includes all components required (including in-line fan), just add the length of 50mm PVC pipe required.
- Fan supplied with a 3-pin plug and lead.
- Can be activated by a light switch, a separate switch or a movement sensor (switches and sensors purchased separately).

Construction

Fan casings are of reinforced injection moulded plastic with impellers of injection moulded plastic and mixed-flow design. Spigots are of spun aluminium. All other components are of PVC and plastic.

Motor

Electricity supply - 230V, single phase, 50Hz.
Bearings - Sealed-for-life, ball.
Maximum ambient temperature 40°C.

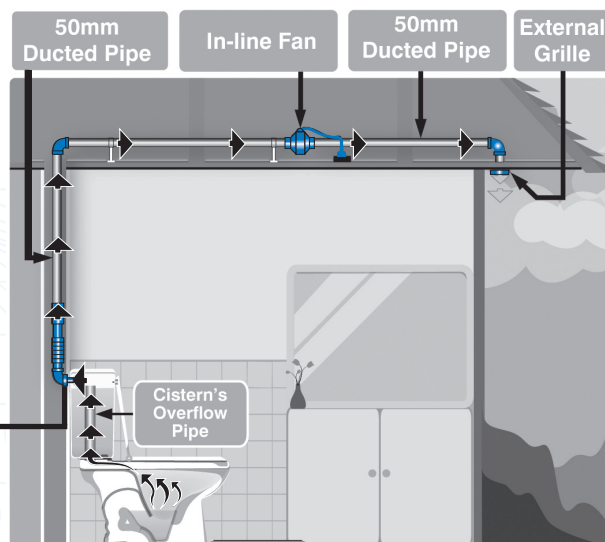
Motor Internal Thermal Protection

Fuse type

Fan Testing

Fan tested to ISO5801:2007

OVK1 Installation:



Products highlighted in blue are included in the OVK1 kit

SUGGESTED SPECIFICATIONS

Toilet ventilation shall be provided by the OdourVac System series as supplied by Fantech and be of the model number shown on the schedule/drawing. The system shall include a balancing valve and comply with AS1668.2-2012 (section 3.2.1) and BCA 2010 (Part F) for ventilation requirements. Fans shall be tested to ISO5801:2007 for electrical compliance.

OVK1 Kit Includes:

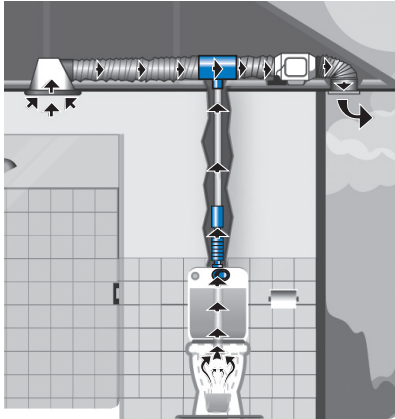
Description	Qty
In-line fan with spigots	1
Balancing Valve	1
50mm diameter X 90° PVC elbow	2
50mm external wall grille	1
50mm diameter PVC socket	1
50mm diameter to 40mm diameter PVC reducer	1
250mm length of 40mm diameter PVC pipe	1
100mm length of 40mm diameter PVC pipe	2
200mm length of 40mm diameter flexible pipe	1
40mm diameter, 90° PVC elbow	1
Circular cover plate	2

Installation of the OdourVac systems may require additional components such as PVC bends and flexible ducting.

OVK2 ADD-ON KIT

- Suitable for extracting toilet odour and shower vapour/laundry steam by installing one of 4 separate ducted fan systems and the OVK 2 add-on kit.
- All components are of PVC and plastic.
- See below for suitable installation types and components required.

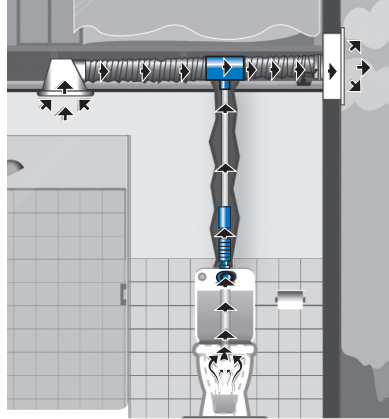
OVK2 Installations Ducted In-line installation



Components required

- OdourVac Toilet Ventilation Kit, Kit Code: OVK2
- In-line fan, choose from:
 - TD Silent Series
Code: TD-500/150SIL (pg. B-6/9)
 - TD EcoWatt Series
Code: TD-500/150ECO (pg. B-10/12)
 - MixVent Series
Code: TD-500/150 (pg. B-14/17)
 - ProVent Series
Code: RIL-150SW (pg. B-18/19)
 - JetStream
Code: JCE-152 (pg. B-20/21)
- External Louvre (Section L)
- Ceiling Mounted Grille (Section L)
- 50mm PVC pipe
- Flexible Duct

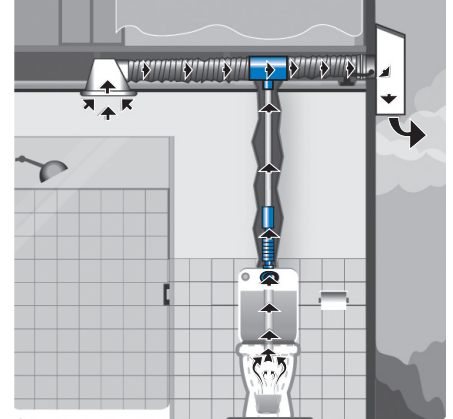
Ducted In-Wall installation



Components required

- OdourVac Toilet Ventilation Kit, Kit Code: OVK2
- Ezifit In-Wall fan, Code: EIE150 (pg. A-28/29)
- Ceiling Mounted Grille (Section L)
- 50mm PVC pipe
- Flexible duct

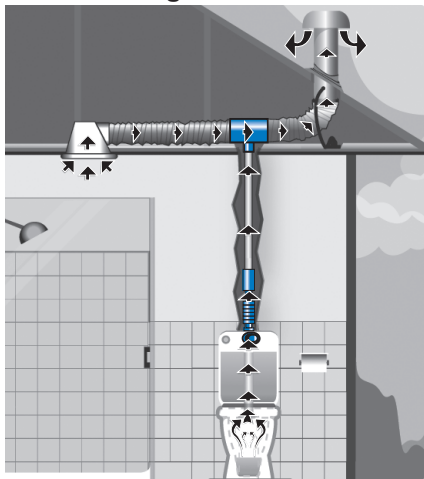
Ducted Through Wall installation



Components required

- OdourVac Toilet Ventilation Kit, Kit Code: OVK2
- Ezifit Thru-Wall fan, Code: EWE152 or EWE154 (pg. A-30/31)
- Ceiling Mounted Grille (Section L)
- 50mm PVC pipe
- Flexible duct

Ducted Through Roof installation



Components required

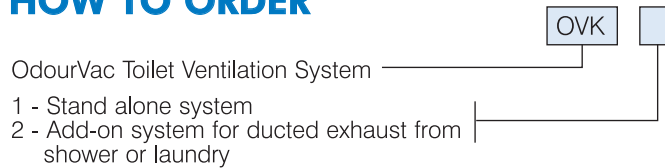
- OdourVac Toilet Ventilation Kit, Kit Code: OVK2
- Ezifit Thru Roof fan, Code: ECE152 or ECE154 (pg. D-52)
- Ceiling Mounted Grille (Section L)
- 50mm PVC pipe
- Flexible duct

OVK2 Add-on Kit Includes:

Description	Qty
Balancing Valve	1
50mm diameter PVC socket	1
50mm diameter to 40mm diameter PVC reducer	1
250mm length of 40mm diameter PVC pipe	1
100mm length of 40mm diameter PVC pipe	2
200mm length of 40mm diameter flexible pipe	1
40mm diameter, 90° PVC elbow	1
Circular wall plate	2
Boss junction - 2 x 150mm dia. 1 x 50mm dia	1

Installation of the OdourVac systems may require additional components such as 50mm PVC pipe, 50mm PVC bends and flexible ducting.

HOW TO ORDER



Scan the QR code to view an online demonstration.



Products highlighted in blue in each illustration are included in the OVK2 add-on kit.