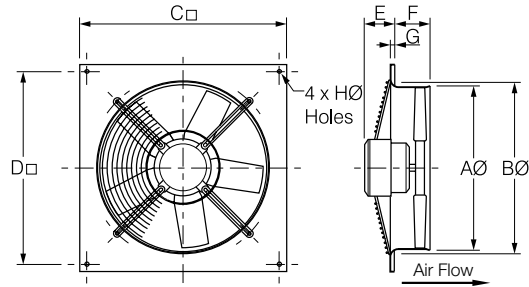




ACCESSORIES

- Electronic Speed Controller (VA5.0 - for single phase only).
- Rear Finger Guards (DG..).
- Backdraft Shutter (WSK..).



NOTE: Flying lead fitted as standard with Ø20 flexible conduit

MODEL NO.	AØ	BØ	C	D	E	F	G	HØ	WEIGHT KG
CPD0254F, CPE0254F	263	285	370	320	98	74	15	6	5.5
CPD0314F, CPE0314F	325	330	430	380	95	85	10	9	10
CPD0354F, CPE0354F	360	370	485	435	95	85	10	9	10
CPD0404F, CPE0404F	410	420	540	490	95	95	12	9	15
CPD0454F, CPE0454F	460	470	575	535	95	95	12	11	17

'CPD' denotes three phase models 'CPE' denotes single phase models
All dimensions in mm

MODEL NO. CP..	NOM. SPEED REV/SEC	AIR FLOW M³/SEC†	AVG. dB(A) @3M	CPE.. 1 PH		CPD..3 PH.		MAX. AMB °C
				KW	AMPS*	KW	AMPS*	
0254F	23	0.27	42	0.09	0.90	0.12	0.50	70^
0314F	23	0.62	45	0.09	0.90	0.12	0.50	70^
0314FHP	23	0.56	49	0.09	0.90	0.12	0.50	70^
0354F	23	0.93	49	0.09	0.90	0.12	0.50	70^
0354FHP	23	0.72	52	0.09	0.90	0.12	0.50	70^
0404F	23	1.42	52	0.25	1.80	0.37	1.40	70^
0404FHP	23	1.21	54	0.25	1.80	0.37	1.40	70^
0454F	23	1.65	54	0.25	1.80	0.37	1.40	70^
0454FHP	23	1.59	57	0.25	1.80	0.37	1.40	70^

* Amperages shown are a guide only, refer to our Sales Department for accurate figures at time of order. (Electrical data in bold type refers to fans that are fitted with 2-speed star/delta motors as standard).

High speed data shown.

^ Maximum ambient is 40°C when being speed controlled.

HP - High Performance model.

† Air flow without duct and fittings.

COMPACT 2000

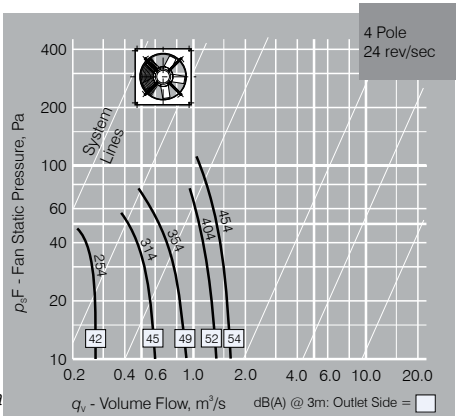
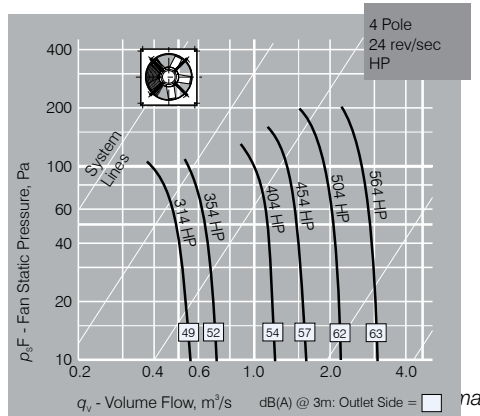
SQUARE PLATE AXIAL SERIES



The Compact 2000 Series is a high quality and robust axial fan range that is suitable for a wide range of commercial and industrial applications. It can be speed controlled to better manage energy consumption.

- Single phase models only can be speed controlled.
- Robust galvanised steel construction.
- Inlet guard is incorporated as standard.
- Capable of operating across a wide temperature range.
- To make installation easy, a flying lead with junction box and 20mm Ø flexible conduit is fitted.
- Finished in durable polyester epoxy paint.
- Can be mounted in any position.

Contact your local Fantech branch for more information.



WALL & CEILING MOUNTED FANS