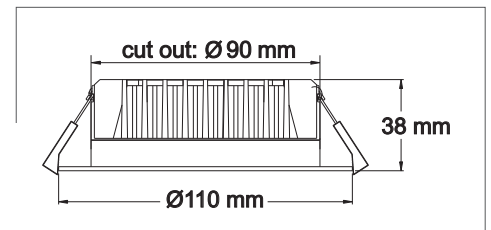
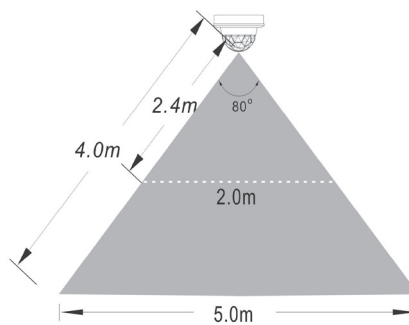


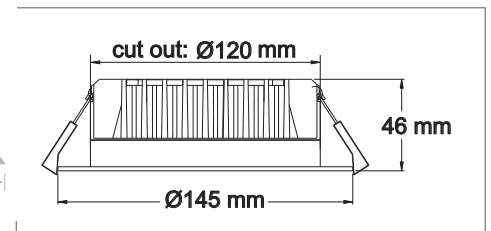


Great design. Suitable for hallway, laundry room, living room, and any other indoor locations

- Input voltage range: 180-260V AC 50/60Hz
- Constant current LED driver included
- Material: aluminium & PC
- LED chips: SMD2835 LED
- Power factor: >0.5
- CRI: >80
- Sensor type: PIR
- Max.detection diameter radius: 5m
- Sensor time delay: 90 seconds
- Detection range: 80°
- Block time: 0.2 seconds
- Flex & plug: 1200mm
- Ambient temp: -20 to 45°C
- Not suitable for dimming
- Suitable for 2-way switching



MOTION1,3 LINE DRAWINGS



MOTION2,4 LINE DRAWINGS

30,000hr
Lifetime

80°
Beam Angle

IP20
Rated

3YEAR
Replacement
Warranty

PART NO.	DESCRIPTION	KELVIN (K)	LUMENS (LM)	WATT (W)	DIAM (mm)	CUT OUT (mm)	DEPTH (mm)	WEIGHT (Kg)	BOX (cm)	CARTON QTY
MOTION1	D/L LED FIXED MOTION SENSOR WH RND 3000K	3000	800	10	Ø110	Ø90	38	0.43	13x13x8.5	1/36
MOTION2	D/L LED FIXED MOTION SENSOR WH RND 3000K	3000	1200	15	Ø145	Ø120	46	0.70	16.5x16.5x9	1/16
MOTION3	D/L LED FIXED MOTION SENSOR WH RND 5000K	5000	850	10	Ø110	Ø90	38	0.43	13x13x8.5	1/36
MOTION4	D/L LED FIXED MOTION SENSOR WH RND 5000K	5000	1250	15	Ø145	Ø120	46	0.70	16.5x16.5x9	1/16