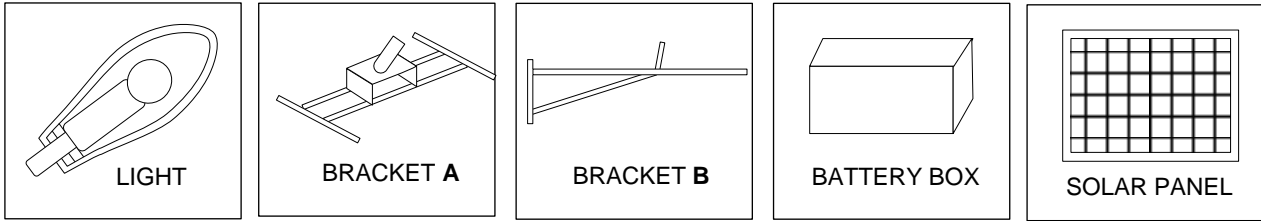



COMPONENTS



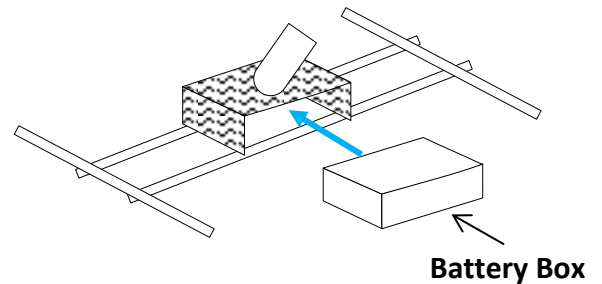
FIXINGS



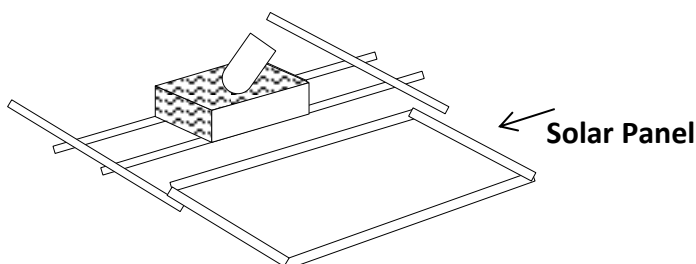
- 1** Attach Street Light to Spigot **2** & feed cable through Spigot **2** and out Spigot **1** on Bracket B



- 2** Insert Battery Box into housing in bracket A and secure using 4 x rubber spacers and 4 - 30mmxM6 Bolts with Washers and Nuts



- 3** Attach Solar Panel to front-side of Bracket A using 4 - 30mm x M6 Nuts, Bolts & Washers



- 4** Attach completed Bracket A to Spigot **1** on Bracket B

