



MODERN TECH 3550

Contemporary Insulated Steel Garage Doors

HÖRMANN

Modern Tech 3550

Black BFR Design with Style B Windows



Modern Tech 3550

VALUE



Door: Ltd Lifetime

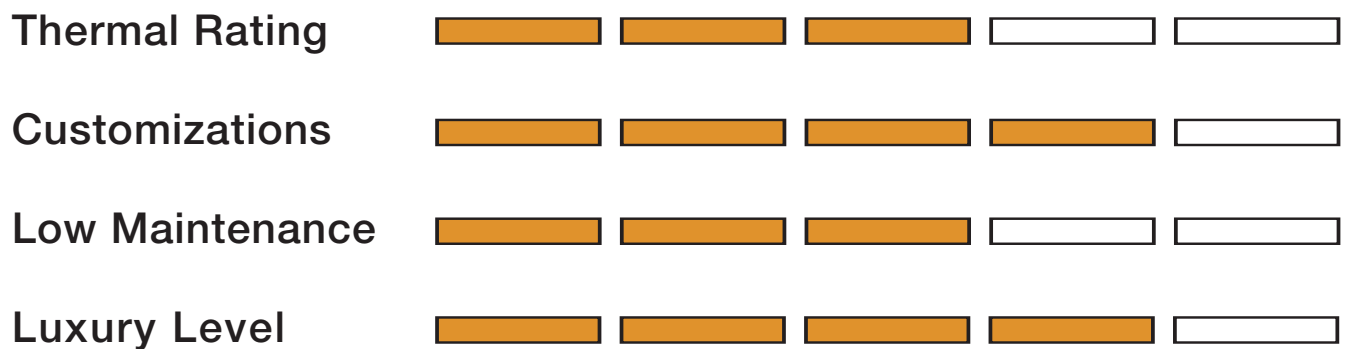


Hardware: 3 yr



Springs: 3 yr

- **R-10.4** Thermal Rating
- Steel (24 ga.)
- 2" Polystyrene
- 4 Colors
- 40+ Panel + Window Options



Section Detail

SECTION DETAIL Modern Tech panels are produced in smooth heavy-duty 24 gauge exterior skin. All doors are customizable with 46 panel and window combinations and include high quality painted aluminum frame with clear annealed glass.

Left Facing Page Image:

Black BFR Design with Style B Windows

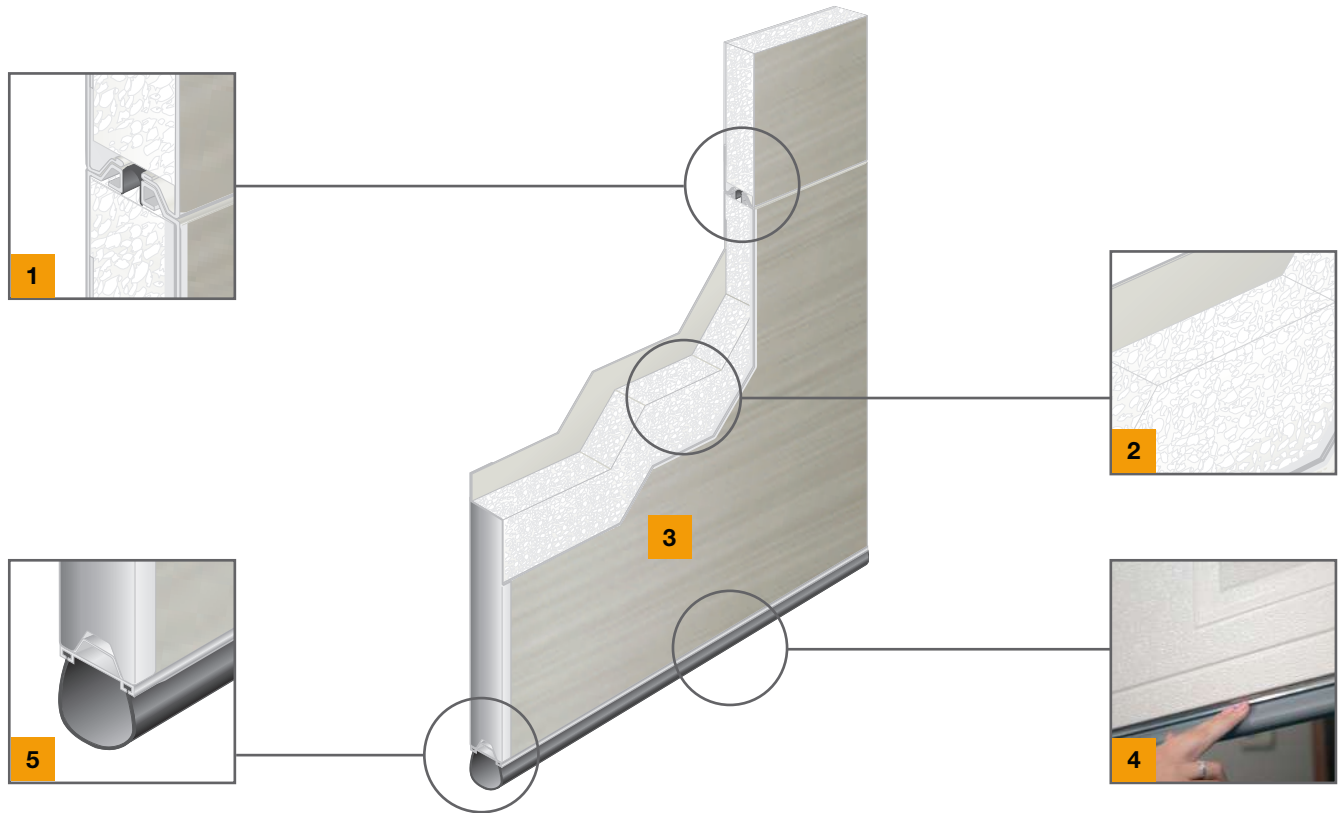
Bottom Left Image:

Close-up of a black panel with smooth texture

Modern Tech 3550

Panel Features

The Industry Leader in Innovative Door Safety, Luxury, and Selection



Tongue & Groove Section Joints **1**

Precisely designed thermally broken section joints reduce air infiltration and create weather tight seal.

Sandwich Construction **2**

3-layer steel front and back construction with insulating polystyrene core increases energy savings.

Smooth Steel Texture **3**

Heavy-duty 24 gauge steel exterior skin comes in four attractive colors.

Aluminum Retainer **3**

Hörmann minimizes floor corrosion by utilizing an aluminum bottom seal retainer that never rusts and is more durable than brittle plastic retainers.

Bottom Weather Seal **4**

Keeps out wind, rain, debris and other elements for added energy savings.

Panel Design Options (8' x 7')

CHOOSE YOUR PANEL DESIGN.

Panels come in a wide range of different styles allowing you to choose the perfect match for the design of your home



- 1 AFL
- 2 AFR
- 3 AI
- 4 AT
- 5 BFL
- 6 BFR
- 7 BI
- 8 BT
- 9 CFL
- 10 CFR
- 11 CFL2
- 12 CFR2
- 13 CI
- 14 CT












Modern Tech 3550

Panel Design Options

Panel Design Options (16' x 7')

CHOOSE YOUR PANEL DESIGN.

Panels come in a wide range of different styles allowing you to choose the perfect match for the design of your home



- 1 AFL
- 2 AFR
- 3 AT
- 4 AFL2
- 5 AFR2
- 6 AI
- 7 BFL
- 8 BFR
- 9 BT
- 10 BFL2
- 11 BFR2
- 12 BI
- 13 CFL
- 14 CFR



Color Options

CHOOSE YOUR BEST MATCH.

Panels are available in four standard colors ready for your personal touch to enhance the look of your home.

- 1 White
- 2 Black Satin
- 3 Dark Bronze
- 4 Brushed Nickel

Glass Options



- 1 1/4" Clear
- 2 1/8" Bronze
- 3 White Laminated
- 4 Black Laminated
- 5 1/8" Satin Etch
- 6 Frosted Gluechip
- 7 1/8" Greylite
- 8 1/8" Mistlite
- 9 1/8" P516 Obscure

HÖRMANN NORTH AMERICA



Sparta, TN - North American Headquarters / Sectional Doors

FIVE PRODUCTION PLANTS, ONE FAMILY



Puyallup, WA - Sectional Doors



Montgomery, IL - Sectional Doors



Barrie, ON (CAN) - High Performance Doors



Burgettstown, PA - High Performance Doors

As one of the world's leading manufacturers of doors we're committed to providing the best quality, value, and selection.

Whether residential, commercial or industrial, we have the door you're looking for. Each Hörmann product gives you the perfect array of benefits and options to satisfy your customers.

Call toll free

Eastern & Central US: 877.654.6762

Western US: 800.522.2264

Canada: 833.743.2443

Contact

Email: info@hormann.us

Website: hormann.us

Follow us on social media



AVAILABLE FROM:

