



# HEATH TILE

SPECIFICATIONS AND PRICING 09/18

Our love of beautiful materials finds its purest expression in Heath Tile. Perfectly imperfect tiles reflect an intention, a pride in craft, the truth of quality, and the beauty in simplicity. They are made by real people, glazed using traditional techniques, fired, and finished in our San Francisco tile factory.



Since Edith Heath became the first non-architect to win the prestigious AIA Industrial Arts Medal for the exterior tile on Pasadena's Norton Simon Museum, Heath Tile has been known for its high quality and handcrafted aesthetic. The variation of the hand glazed tile contrasts with the modern lines of the many complementary shapes. Heath Tile glazes remain unmatched in their range, texture and depth of color — the legacy of Edith Heath's life work that continues to endure today.

We start with our original brown and white clay bodies and press, glaze, trim, and fire each tile to create a versatile, beautiful and durable product (and installation) that reflects the care that went into its making.

Heath Tile is not your average tile. Take advantage of its unique, handcrafted characteristics for your project. The iconic, mid-century aesthetic gives way to truly unique, varied, and individual installations ranging from home environments to large-scale public spaces.

## WE HAVE TWO WAYS TO THINK ABOUT OUR TILE

### MADE-TO-ORDER

Our Made-to-Order collections are Classic Field, Dimensional, Stan Bitters, Tapestry, Dwell Patterns, Mural, and Dual Glaze. You order the shape and glaze, we make it for you. Made-to-Order tile has a lead time associated with it, which varies by collection.

### IN-STOCK

Our In-Stock Palette is a versatile collection of eight finishes in one size. It is generally available for same day purchase and pick up in our showrooms. There's absolutely no difference in the quality of tile. We're able to offer more competitive prices by producing more of these focused offerings.

---

## OUR TILE COLLECTIONS

We offer a variety of shapes, sizes, and patterns in the following collections:

### Classic Field MADE-TO-ORDER

20 SIZES, 100+ GLAZES

Our Classic Field Tile is celebrated for its versatility. This expansive collection of shapes and sizes allows for a broad range of installation possibilities.

### Dimensional MADE-TO-ORDER

6 SHAPES, 100+ GLAZES

The sculptural, three-dimensional surfaces have a distinct form that bridges the gap between art and functional tile.

### Stan Bitters MADE-TO-ORDER

3 SHAPES, 10 FINISHES

Our most sculptural tile yet, made in collaboration with California based ceramic artist Stan Bitters. A beautifully rugged surface shows off a deep love and engagement with ceramics, and allows for more artful use beyond simply covering a wall. Ask a tile specialist for a Stan Bitters Tile Spec Booklet for collection details.

### Tapestry MADE-TO-ORDER

4 SMALL SIZES, 8 FACE-MOUNTED PATTERNS

Designed to highlight the patterns and possibilities of our Classic Field tile, our Tapestry collection showcases what makes Heath Tile so versatile and unique.

### Dwell Patterns MADE-TO-ORDER

3 MODULAR SHAPES, ENDLESS PATTERNS

Two-dimensional shapes are matched with the long-standing qualities of Heath tile to provide unique patterns with handcrafted beauty and individual variation.

### Mural MADE-TO-ORDER

1 FACE-MOUNTED PATTERN, 8 UNIQUE GLAZE PALETTES

The first of our Mural patterns is Twill, which uses six glazes on Dwell Patterns Little Diamond tiles within a single install, creating a kinetic, dimensional effect.

### Dual Glaze MADE-TO-ORDER

5 SIZES, 8 MATTE/GLOSSY GLAZE COMBOS

Taking variation and contrast to a new level, glazes are overlaid on a single tile, creating the illusion of varying tile sizes within an installation.

### In-Stock Palette IN-STOCK

1 SIZE, 8 FINISHES

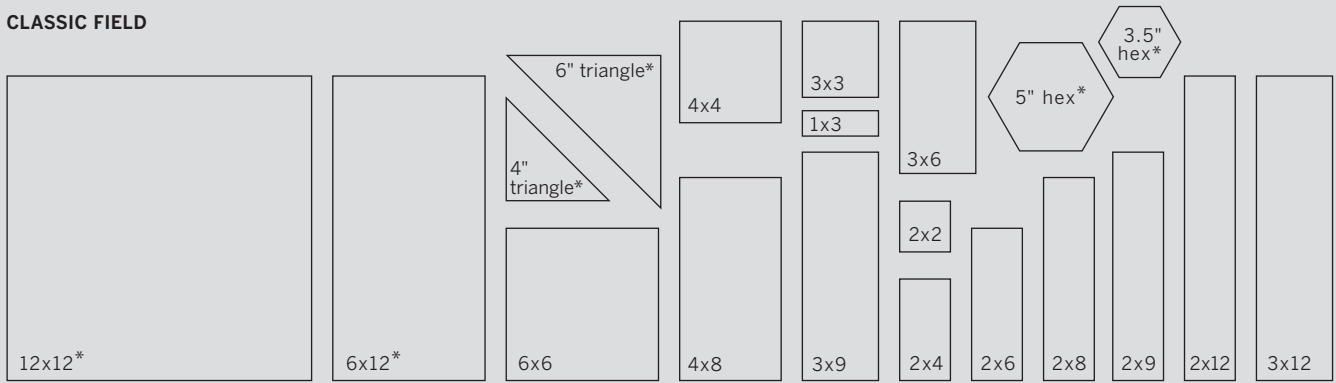
An in-stock offering of one size in a special palette of matte and glossy finishes, including two unglazed options. The depth and character of the collection is refined and contemporary, and endlessly versatile.

---

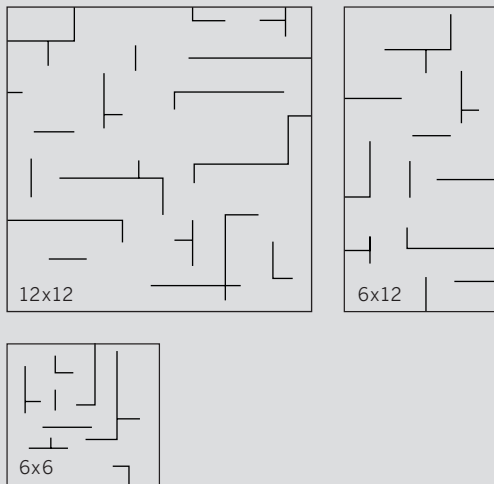
## WANT SOME INSPIRATION?

Check out [heathceramics.com](http://heathceramics.com) or come into our showrooms where our tile specialists can share inspiration from near and far. For additional spec and ordering information, please see our website.


**CLASSIC FIELD**



**STAN BITTERS**



**DIMENSIONAL**



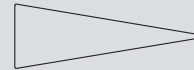
**oval**  
3x9



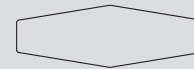
**bowtie**  
3x9 nominal †




**crease in**  
3x9



**triangle**  
3x9 nominal †



**diamond**  
3x9 nominal †



**crease out**  
3x9

**DWELL PATTERNS**



**half hex**  
3 7/8 x 2 nominal †

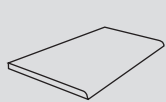


**little diamond**  
3 3/8 x 2 nominal †



**wide hex**  
5 1/4 x 2 nominal †

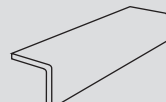
**TRIMS**



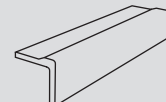
**bullnose edge**  
any edge on all standard sizes



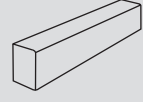
**radius bullnose**  
3x3, 3x6, 4x4, 4x6



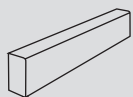
**simple counter v-cap** ††  
6 x 1 5/8 x 1 5/8



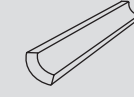
**classic counter v-cap**  
6 x 1 1/2 x 2 1/4



**rectangle box liner**  
6 x 1 x 1/2 \*\*



**liner**  
6 x 5/16 x 1/2,  
6 x 5/16 x 1



**finger cove**  
6 x 3/4 \*\*



**cove base**  
3x3, 3x6, 4x4, 4x6 \*\*



**corner cove post**  
1 1/2 x 1 1/2 x 3 or 4"H



**circle liner**  
6 x 5/16 x 1



**quarter round**  
6 x 1 \*\*



**grooved quarter round**  
6 x 1 1/2 \*\*



**beak**  
6 x 1



**step liner**  
6 x 3/4 x 1 3/4 \*\*



**oval liner**  
6 x 5/16 x 1

\* Premium sizes

\*\* Additional lengths available

† Nominal tile dimensions are derived from the L x W of the rectangular module the shape fits within.

†† Not intended for use on wall corners.

NOTE: Drawings not to scale.

Measurements denoted L x W x H.

## TILE QUALITIES

The tile we make is perfectly imperfect. We celebrate the variation inherent in our product. Because each piece is unique, it's important that we share a few tips to keep in mind as you develop your project to help ensure your Heath Tile installation is successful and meets expectations.

**APPLICATIONS** – Heath Tile is very durable and thus suitable for most interior and exterior applications, including warm and cold climates (freeze/thaw), residential and commercial floors, walls, counters, showers, baths, swimming pools, spas and fountains.

**GLAZE VARIATION** – Variation must be allowed for in all cases due to the nature of Heath's hand-glazing processes. See our Glaze Qualities Guide to the right for a complete description of glaze characteristics.

**SIZE AND LENGTH VARIATION** – Our tile shrinks about 12% in the production process. The "about" means it's not an exact science and variation in size and length (however slight) can occur. You can expect +/- 1/16" variation, especially on longer tiles. Our white clay shrinks more than our brown clay.

**LENGTHWISE BOWING** – If you force an elastic material, like clay, into a mold, it will attempt to regain its original shape as it moves through the production process. For this reason, you can expect your tile to have what we deem to be an acceptable amount of lengthwise bowing, especially in our longer shapes. This can be compensated for with a wider grout line and thoughtful placement during installation.

**SURFACE UNDULATION** – Surface undulation can occur for the same reason that bowing occurs — an elastic material is forced into a flat mold. Undulation can occur anywhere on the surface, and could include a slightly raised corner or edge.

**MODULARITY** – Not all of our tile sizes are modular with themselves or with other sizes. If your design uses more than one clay body or size be sure they will work together with a recommended grout spacing.

**CLEAR FACE MOUNTING** – Nothing beats a hand installation of a handmade tile, since each piece is unique and benefits from careful placement of individual tiles. For easier installation, some of our smaller tiles can be prearranged onto large adhesive sheets. Adjustments still need to be made during installation for optimum spacing.

Tile Dimensions + Performance		
type	+/-	tile size
size/length	1/16"	6", 8", 9", 12"
thickness (5/16")	1/16"	all
lengthwise bow	up to 1/8"	8", 9", 12"
<b>BOND STRENGTH</b> – ASTM C 482; 124 psi average (50 psi required)		
<b>BREAKING STRENGTH</b> – ASTM C 648; 422 lb average (250 lb or greater required)		
<b>WATER ABSORPTION</b> – ASTM C 373; .082% average (impervious = .5% or less, vitreous = .5%-3%)		
<b>WEIGHT</b> – approximately 3 1/2 lb per sq.ft.		

## GLAZE QUALITIES GUIDE

Use this guide in combination with the Glaze Qualities tables on the following pages. Additional information about unglazed tile can be found in an additional spec sheet, please ask a Tile Specialist to learn more.

**VARIATION** – Variation in the glaze color/texture is rated 1–5. Glazes rated 1 exhibit very little variation; higher ratings show very high tonal, textural and hue shifts. For glazes with a variation of 4 or 5, it is recommended to request several samples to accurately depict the effect the variation will have on the installation. Variation in color and finish cannot be specified. Glossy and matte glazes are unique to each glaze.

**ACID RESISTANCE** – Tile glazes without a (+) are not acid resistant and may change over time with repeated/prolonged exposure to products with acidic ingredients.

**POOLS** – Tiles NOT recommended for use in pools (without a +) are also generally not acid resistant, and usually contain copper, which can discolor.

**RESIDENTIAL FLOORS** – Softer glazes and glossy finish glazes are not recommended for flooring as they are slippery when wet and will show scratches more readily.

**COMMERCIAL FLOORS** – Commercial floors generally require a high slip-resistance rating based on industry standards. While matte glazes would be more suitable for commercial use, individual testing must be performed on a case by case basis. Please call for more information.

**CRAZING** – Crazing is the development, over time, of small surface cracks that do not affect the structural integrity of the tile. No guarantee is made against crazing.

**SEALING** – Textured matte, crackle glazes, and unglazed tile will benefit from a pregrout seal to aid in grout haze removal and prevent staining from saturated grout colors. Once installed, all matte glazes, crackle glazes, and unglazed tile should be sealed after grouting to protect the grout and glaze, and potentially re-sealed annually if in a wet location or food prep area. This is particularly important for crackle glazes as the crackle will continue to develop.

## INSTALLATION + GROUTING CONSIDERATIONS

Zip, zero, zilch tile installations look good before grouting. Here are our top tips for ensuring a successful installation. Visit [heathceramics.com](http://heathceramics.com) for additional installation advice and ideas.

**PLANNING** – Meticulously plan your layout. The time you take for prep and placement will greatly impact the finished result. Pre-sort tile by size and color variation. Blend or strategically place. To achieve a leveled surface, use a deeper comb of mortar or thinset to allow for variations in tile thickness and architecture.

**GROUT** – Grout is the glue that pulls the entire installation together. Give special consideration to choosing the right color and be sure to use a sanded grout formulated for 1/8" – 1/4" spacing (and no larger). Some sanded grout may contain large/sharp aggregate that can scratch tile. If you're grouting glossy tiles, we recommend testing the grout prior to grouting your installation. Every bag can be unique so if your installation requires multiple bags, test each bag. Be sure to follow the manufacturer's instructions for mixing and applying grout. Stan Bitters Tile should be installed without grout. Ask a tile specialist for the Stan Bitters Tile Spec Booklet for installation details and advice.

**GROUT SPACING** – Heath tile sizes are nominal dimensions based on our suggested grout spacings. Tighter grout spacing will require more tiles than the listed square footage. Please refer to the guide below for our suggested grout widths. In some cases, an even wider grout line may be necessary to achieve the best overall look depending on specific tile characteristics and installation. Thoughtful grout spacing can compensate for tile variation. Don't rely on one size spacer; shimming will help maintain level lines throughout the installation.

Recommended Grout Spacing Guide	
tile size	suggested grout width
2x2, 2x4, 2x6, 3x3, 1x3, 3.5" hex, 4" right triangle, little diamond, half hex, wide hex	1/8"
2x8, 2x9, 3x6, 2x12, 3x9, 3x12, 4x4, 4x8, 6x6, 5" hex, 8" right triangle, bowtie, oval, diamond, dimensional triangle"	3/16"
6x12, 12x12, crease in, crease out	1/4"

## HEATH TILE — Glaze Qualities

<b>Matte Palette</b>		<small>MADE-TO-ORDER</small>								
code	name	finish*	clay base	variation*	acid resistant*	residential floors*	pools*	scratch resistance*	pre-grout seal*	
M1	<b>canvas</b>	matte	white	1	+	+	+	good		
M2	<b>stone white</b>	matte	white	2	+	+	+	good		
M3	<b>parchment</b>	matte	white	2	+	+	+	good		
M4	<b>canvas sage</b>	matte	white	3	+	+	+	good		
M6	<b>stone grey</b>	textured matte	white	4	+	+	+	good	+	
M8	<b>slate blue</b>	matte	white	2	+	+	+	good		
M9	<b>chamois</b>	matte	white	3	+	+	+	good		
M12.2	<b>olive #1</b>	textured matte	brown	4	+	+	+	good	+	
M13.2	<b>kpfa green</b>	matte	brown	4		+		good		
M15	<b>persimmon</b>	matte	white	3	+	+	+	good		
M17.2	<b>redwood</b>	matte	brown	5	+	+	+	good		
M18	<b>chalk</b>	matte	white	2	+	+	+	good		
M19	<b>robin's egg</b>	matte	white	2	+	+	+	good		
M20	<b>yellowstone</b>	matte	white	2	+	+	+	good		
M22.2	<b>ogawa green</b>	matte	white	3		+		good		
M23	<b>stone gold</b>	matte	white	2	+	+	+	good		
M24.2	<b>sky blue</b>	matte	white	4	+	+	+	good		
M25	<b>blue lake</b>	matte	white	4	+	+	+	good		
M26	<b>meadow green</b>	matte	white	5		+		good		
M27	<b>olive #3</b>	matte	brown	5		+		good		
M34.2	<b>museum black</b>	matte	brown	1	+	+	+	good		
M35.2	<b>slate #2</b>	textured matte	brown	4	+	+	+	good	+	
M36	<b>bay blue</b>	matte	white	3	+	+	+	good		
M38.2	<b>forest</b>	matte	white	4	+	+	+	good		
M39.2	<b>matte brown</b>	matte	brown	5	+	+	+	good		
M40	<b>turquoise</b>	textured matte	brown	2		+		good	+	
M41	<b>hematite</b>	matte	white	3				good		
M43	<b>lichen</b>	matte	white	5		+		good		
M44.3	<b>modern blue</b>	textured matte	brown	3	+	+	+	good	+	
M45	<b>shark</b>	textured matte	white	4		+	+	good	+	
M46	<b>muslin</b>	matte	white	2	+	+	+	good		
M47	<b>blue fog</b>	matte	white	3	+	+	+	good		
M48	<b>river bed</b>	matte	white	2	+	+	+	good		
M50	<b>seal</b>	matte	brown	4	+	+	+	good		
M51	<b>tapenade</b>	matte	white	4	+	+	+	good		
M52	<b>shade</b>	textured matte	brown	4	+	+	+	good	+	

## HEATH TILE — Glaze Qualities

<b>Matte Palette, continued</b>		MADE-TO-ORDER							
code	name	finish*	clay base	variation*	acid resistant*	residential floors*	pools*	scratch resistance*	pre-grout seal*
M53	<b>paprika</b>	textured matte	brown	2		+		good	+
M58	<b>hickory</b>	matte	brown	5	+	+	+	good	
M59	<b>patina</b>	matte	white	3		+		good	
M60	<b>soapstone</b>	textured matte	brown	4		+		good	+
M61	<b>barley</b>	textured matte	brown	3	+	+	+	good	+
M62	<b>dew</b>	textured matte	white	5		+		good	+
M63	<b>fog</b>	textured matte	brown	5		+		good	+
M64	<b>steam</b>	textured matte	brown	3		+	+	good	+
M65	<b>vanilla bean</b>	matte	white	4	+	+	+	good	
M66	<b>shade light</b>	textured matte	white	4	+	+	+	good	+
M67	<b>horizon blue</b>	textured matte	brown	3	+	+	+	good	+
M68	<b>ochre</b>	textured matte	brown	3	+	+	+	good	+
M69	<b>lemon</b>	matte	white	3	+	+	+	good	
M70	<b>poppy</b>	textured matte	brown	2	+	+	+	good	+
M71	<b>grapefruit</b>	textured matte	brown	2	+	+	+	good	+
M73	<b>basalt</b>	textured matte	brown	2	+	+	+	good	+
M74	<b>cloud grey</b>	matte	white	4	+	+	+	good	
M76	<b>tahoe blue</b>	textured matte	brown	3		+		good	+
M95	<b>cast iron grey</b>	textured matte	brown	2		+		good	+
M96	<b>storm</b>	matte	white	2		+		good	
M97	<b>alder</b>	textured matte	white	5		+		good	+
M98	<b>french grey manganese</b>	textured matte	brown	2		+		good	+
M99	<b>graphite</b>	matte	white	3		+		good	
M100	<b>mint</b>	matte	white	4		+		good	
M101	<b>grass</b>	matte	white	2		+		good	
M102	<b>wildflower</b>	textured matte	brown	4		+		good	+
NM3 <sup>†</sup>	<b>natural manganese</b>	unglazed	brown	3	+	+		good	+
NW2 <sup>†</sup>	<b>natural white</b>	unglazed	white	2	+	+		good	+

<b>Glossy Crackle Palette</b>		MADE-TO-ORDER							
code	name	finish*	clay base	variation*	acid resistant*	residential floors*	pools*	scratch resistance*	pre-grout seal*
G103	<b>tropics blue crackle</b>	crackle	white	5				soft	+
G104	<b>kelp crackle</b>	crackle	brown	5				soft	+
G105	<b>sesame crackle</b>	crackle	white	5	+			soft	+
G106	<b>toffee crackle</b>	crackle	brown	5				soft	+

\* **Important note:** Not all glazes are recommended for all uses. Please refer to Glaze Qualities Guide on page 5 for important details and explanations.

<sup>†</sup> NW2 and NM3 are unglazed white and unglazed brown clay.

Please consult a Tile Specialist for up-to-date information about glaze availability.

## HEATH TILE — Glaze Qualities

<b>Glossy Palette</b>		<small>MADE-TO-ORDER</small>							
code	name	finish*	clay base	variation*	acid resistant*	residential floors*	pools*	scratch resistance*	pre-grout seal*
G1	<b>antique white</b>	glossy	white	1	+		+	good	
G2.2	<b>light grey whale</b>	glossy	brown	3	+		+	medium	
G4.2	<b>gunmetal</b>	glossy	white	3				medium	
G5.2	<b>polo grey</b>	glossy	white	2	+		+	medium	
G7.2	<b>opaque white</b>	glossy	white	2	+		+	good	
G8.2	<b>warm white</b>	glossy	white	2	+		+	medium	
G9.2	<b>azie green</b>	glossy	white	3	+		+	medium	
G10.2	<b>50/50 fog</b>	glossy	white	2	+		+	medium	
G11.2	<b>pisces green</b>	glossy	white	3	+		+	medium	
G12.2	<b>seafoam</b>	glossy	white	4				medium	
G13.2	<b>olive gloss</b>	glossy	white	4				medium	
G14.2	<b>pebble</b>	glossy	white	3	+		+	medium	
G15.2	<b>jade porcelain</b>	glossy	white	4				medium	
G16.2	<b>jade manganese</b>	glossy	brown	4				medium	
G18.2	<b>gloss black</b>	glossy	brown	3	+		+	medium	
G19.2	<b>island blue</b>	glossy	white	3	+		+	medium	
G21	<b>opal pacific</b>	glossy	brown	5				medium	
G22	<b>opal blue</b>	glossy	brown	4	+		+	good	
G24.2	<b>mango</b>	glossy	white	3	+		+	medium	
G25.2	<b>caramel</b>	glossy	white	4	+		+	medium	
G32.2	<b>midnight #6</b>	glossy	brown	3	+		+	medium	
G35.2	<b>fawn</b>	glossy	white	5	+		+	medium	
G36.2	<b>crystal blue</b>	glossy	white	3	+		+	medium	
G37.2	<b>melon</b>	glossy	white	3	+		+	medium	
G38.2	<b>night sky</b>	glossy	brown	4	+		+	medium	
G40	<b>frost</b>	glossy	brown	5	+		+	good	
G41	<b>saddle</b>	glossy	white	5	+		+	medium	
G44	<b>bright yellow</b>	glossy	brown	4	+		+	medium	
G51	<b>soft white</b>	glossy	white	2	+		+	medium	
G52.2	<b>fern</b>	glossy	white	3	+		+	medium	
G54	<b>heath orange</b>	glossy	brown	3	+		+	medium	
G55	<b>brick</b>	glossy	brown	4	+		+	medium	
G58	<b>pomegranate</b>	glossy	brown	5	+			soft	+
G62	<b>campari red</b>	glossy	brown	5	+			soft	+
G63	<b>soft yellow</b>	glossy	white	2	+		+	medium	
G65	<b>heron blue</b>	glossy	white	3	+		+	medium	



## HEATH TILE — Glaze Qualities

<b>Glossy Palette, continued</b>		MADE-TO-ORDER							
code	name	finish*	clay base	variation*	acid resistant*	residential floors*	pools*	scratch resistance*	pre-grout seal*
G66	<b>verde</b>	glossy	brown	3	+		+	good	
G107	<b>mid-century white</b>	glossy	brown	3	+		+	good	

<b>Layered Glaze Palette</b>		MADE-TO-ORDER							
code	name	finish*	clay base	variation*	acid resistant*	residential floors*	pools*	scratch resistance*	pre-grout seal*
LM1	<b>chalk-gunmetal</b>	matte	brown	5		+		good	
LM2	<b>paprika-gunmetal</b>	matte	brown	5	+	+		good	
LM3	<b>chalk-polo grey</b>	matte	white	5	+	+	+	good	
LM4	<b>cast iron-polo grey</b>	matte	white	5	+	+	+	good	
LG1	<b>frost-gunmetal</b>	glossy	brown	5				good	
LG2	<b>jade mang.-olive #3</b>	glossy	brown	5				good	

<b>Dual Glaze Palette</b>		MADE-TO-ORDER							
code	name	finish*	clay base	variation*	acid resistant*	residential floors*	pools*	scratch resistance*	pre-grout seal*
DG1	<b>opaque white blend</b>	matte/glossy	white	5	+		+	good	
DG2	<b>stone grey blend</b>	matte/glossy	white	5	+		+	good	+
DG3	<b>paprika blend</b>	matte/glossy	brown	5				good	+
DG4	<b>jade manganese blend</b>	matte/glossy	brown	5				soft	
DG6	<b>bay blue blend</b>	matte/glossy	brown	5				good	+
DG7	<b>gunmetal blend</b>	glossy	brown	5				good	
DG8	<b>bright yellow blend</b>	matte/glossy	brown	5	+		+	good	
DG9	<b>basalt blend</b>	matte/glossy	brown	5		+		good	+

<b>In-Stock Palette</b>		IN-STOCK		<i>Our In-Stock Palette is available on 2x6 tiles and select trims, kept in-stock in our tile showrooms. Due to larger production runs for in-stock tile, increased variation is likely to occur. Additionally, these glazes are available on most Made-to-Order shapes and sizes, with corresponding lead times and pricing.</i>					
code	name	finish*	clay base	variation*	acid resistant*	residential floors*	pools*	scratch resistance*	pre-grout seal*
G10.2	<b>50/50 fog</b>	glossy	white	2	+		+	medium	
G51	<b>soft white</b>	glossy	white	2	+		+	medium	
G65	<b>heron blue</b>	glossy	white	3	+		+	medium	
M9	<b>chamois</b>	matte	white	3	+	+	+	good	
M73	<b>basalt</b>	textured matte	brown	2	+	+	+	good	+
M98	<b>french grey manganese</b>	textured matte	brown	2		+		good	+
NW2 <sup>†</sup>	<b>natural white</b>	unglazed	white	2	+	+		good	+
NM3 <sup>†</sup>	<b>natural manganese</b>	unglazed	brown	3	+	+		good	+

\* **Important note:** Not all glazes are recommended for all uses. Please refer to Glaze Qualities Guide on page 5 for important details and explanations.

<sup>†</sup> NW2 and NM3 are unglazed white and unglazed brown clay.

Please consult a Tile Specialist for up to date information about glaze availability.

**MADE-TO-ORDER PRICING — Classic Field**

<b>Classic Field</b>	
quantity	price/sq.ft.
25+ sq.ft. (single size and glaze)	<b>30.00</b>
25+ sq.ft. (single size, unglazed)	<b>24.00</b>
accent tile (4 – 24 sq.ft.)	<b>60.00</b>
<p><b>CLEAR FACE MOUNTING</b> – add \$8.00/sq.ft., for single size and glaze. Available for 1x3, 2x2, 2x4 and 3.5" hex tiles.</p> <p><b>PREMIUM GLAZES</b> – add 15% for G103–G106, G19.2, G58, and G62 glazes.</p> <p><b>PREMIUM SIZES</b> – add 25% for 6x12, 12x12, 3.5" hexagon, 5" hexagon, 4" right triangle &amp; 6" right triangle.</p> <p><b>LAYERED GLAZES</b> – add 30% for LM1, LM2, LM3, LM4, LG1, and LG2 glazes. Not available on 2x2, 1x3, 6x12, and 12x12 tiles.</p> <p><b>GROUT LINE</b> – See page 5 for recommended widths.</p>	

<b>Classic Field Guide</b>			
tile size	tiles/sq.ft.	tile size	tiles/sq.ft.
<b>2x2</b>	36	<b>3x9</b>	5.3
<b>2x4</b>	18	<b>3x12</b>	4
<b>2x6</b>	12	<b>4x4</b>	9
<b>2x8</b>	9	<b>4x8</b>	4.5
<b>2x9</b>	8	<b>6x6</b>	4
<b>2x12</b>	6	<b>6x12*</b>	2
<b>3x1</b>	48	<b>12x12**</b>	1
<b>3x3</b>	16	<b>3.5" hex</b>	13.5
<b>3x6</b>	8	<b>5" hex</b>	6.6

\* Not available on 6x12 tiles: G12.2, G13.2, G15.2, G19.2, G58, G62, and G103–106 glazes.

\*\* Not available on 12x12 tiles: G16.2, G58, G62, G104, G106, or glazes on white clay.

<b>Trim Pieces</b>		
type/size	price/piece	price/linear ft.
<b>bullnose edge**</b>		<b>13.00</b>
<b>glazed edge**</b>		<b>13.00</b>
<b>radius bullnose</b> 3x3, 3x6	<b>7.50/15.00</b>	<b>30.00</b>
<b>radius bullnose</b> 4x4, 4x6	<b>10.00/15.00</b>	<b>30.00</b>
<b>quarter round*</b> 3 to 6"	<b>4.63–9.25</b>	<b>18.50</b>
<b>grooved quarter round*</b> 3 to 6"	<b>6.75–13.50</b>	<b>27.00</b>
<b>beak</b> 6"	<b>16.00</b>	
<b>finger cove*</b> 3 to 6"	<b>4.63–9.25</b>	<b>18.50</b>
<b>3" cove base*</b> 3 to 6"	<b>7.50–15.00</b>	<b>30.00</b>
<b>4" cove base*</b> 3 to 6"	<b>7.50–15.00</b>	<b>30.00</b>
<b>corner cove post</b> 1½ x 3" or 4"H	<b>16.00</b>	
<b>simple counter v-cap</b> 6"	<b>10.00</b>	<b>20.00</b>
<b>classic counter v-cap</b> 6"	<b>15.50</b>	<b>31.00</b>
<b>liner</b> 6 x ½"	<b>9.50</b>	<b>19.00</b>
<b>liner</b> 6 x 1"	<b>9.50</b>	<b>19.00</b>
<b>circle liner</b> 6 x 1"	<b>18.50</b>	<b>37.00</b>
<b>oval liner</b> 6 x 1"	<b>18.50</b>	<b>37.00</b>
<b>rectangular box liner*</b> 3 to 6"	<b>10.75–21.50</b>	<b>43.00</b>
<b>step liner*</b> 3 to 6"	<b>10.75–21.50</b>	<b>43.00</b>
<p><b>PREMIUM GLAZES</b> – add 15% for G103–G106, G19.2, G58, and G62 glazes. Not available on v-cap trims.</p> <p><b>LAYERED GLAZES</b> – add 30% for LM1, LM2, LM3, LM4, LG1, and LG2 glazes. Not available on all trims.</p> <p><b>* PREMIUM SIZES</b> – add 25% for lengths above 6".</p>		

\*\* Bullnose/glazed edge price is calculated by the linear foot of formed edge plus the base price of the tile. Available on short, long, corner, or parallel edges on all standard Classic Field and select Dimensional tile sizes. Glazed edge only available in matte glazes.

**MADE-TO-ORDER PRICING — Tapestry**

<b>Tapestry</b>			
pattern name	price/sq.ft. 1-color	price/sq.ft. 2-color	price/sq.ft. 3-color
<b>argyle</b> 1x3	<b>38.00</b>	<b>45.00</b>	<b>45.00</b>
<b>weave</b> 2x4	<b>38.00</b>	<b>40.00</b>	-
<b>stitch</b> 1x1, 1x3	<b>50.00</b>	<b>60.00</b>	<b>70.00</b>
<b>herringbone</b> 1x3	<b>38.00</b>	<b>45.00</b>	<b>55.00</b>
<b>knit</b> 1x3, 2x2	<b>45.00</b>	<b>55.00</b>	<b>65.00</b>
<b>stagger</b> 2x2	<b>38.00</b>	<b>45.00</b>	<b>55.00</b>
<b>flemish bond</b> 2x2, 2x4	<b>40.00</b>	<b>45.00</b>	<b>55.00</b>
<b>plait</b> 1x3	<b>45.00</b>	<b>55.00</b>	<b>65.00</b>

**MINIMUM ORDER** – 25 sq.ft., single pattern, up to 3 glazes.

**CLEAR FACE MOUNTING** – All pricing includes face mounting.

**TRIM** – Refer to Trim Pieces chart on page 10.

**PREMIUM GLAZES** – add 15% for G103–G106, G19.2, G58, and G62 glazes.

**LAYERED GLAZES** – not available in LM1, LM2, LM3, LM4, LG1, and LG2 glazes.

**Tapestry Guide**

1-color patterns

**Argyle**  
1-color

**Weave**  
1-color

**Stitch**  
1-color

**Herringbone**  
1-color

**Knit**  
1-color

**Stagger**  
1-color

**Flemish Bond**  
1-color

**Plait**  
1-color

**Tapestry Guide, continued**

2-color patterns

**Argyle**  
2-color

**Weave**  
2-color

**Stitch - Random**  
2-color

**Herringbone**  
2-color

**Knit**  
2-color

**Stitch - Alternating**  
2-color

**Stagger**  
2-color

**Flemish Bond**  
2-color

**Plait**  
2-color

3-color patterns

**Argyle**  
3-color

**Knit**  
3-color

**Stitch - Random**  
3-color

**Herringbone**  
3-color

**Stagger**  
3-color

**Stitch - Alternating**  
3-color

**Flemish Bond**  
3-color

**Plait - Alternating**  
3-color

**Plait - Random**  
3-color

**MADE-TO-ORDER PRICING — Dwell Patterns**

<b>Dwell Patterns</b>			
style	price/sq.ft. 1-color	price/sq.ft. 2-color	price/sq.ft. 3-color
<b>unmounted</b>	<b>40.00</b>	<b>40.00</b>	<b>40.00</b>
<b>mounted</b>	<b>48.00</b>	<b>50.00</b>	<b>52.00</b>


**MINIMUM ORDER** – 25 sq.ft., single pattern, up to 3 glazes.  
**GROUT LINE** – 1/8" recommended.  
**PREMIUM GLAZES** – add 15% for G103–G106, G19.2, G58, and G62 glazes.  
**LAYERED GLAZES** – add 30% for LM1, LM2, LM3, LM4, LG1 & LG2 glazes.

**Dwell Patterns Trim Pieces**


**TRIM** – Refer to Trim Pieces chart on page 10 for additional selections.

**Dwell Patterns Guide**


shapes



**Little Diamond**  
3 3/8 x 2" nominal\*  
42.7 tiles/sq.ft.




**Wide Hex**  
5 1/4 x 2" nominal\*  
20.2 tiles/sq.ft.




**Half Hex**  
3 7/8 x 2" nominal\*  
28.0 tiles/sq.ft.


1-color patterns




**Little Diamond Mix**  
1-color




**Wide Hex Stack**  
1-color




**Wide Hex Twist**  
1-color




**Half Hex Stack**  
1-color




**Half Hex Mix**  
1-color




**Half Hex Wave**  
1-color



**Half Hex Diamond Stack**  
1-color




**Half Hex Twist\*\***  
1-color




**Half Hex Diamond Mix\*\***  
1-color

**Dwell Patterns Guide, continued**


2-color patterns




**Little Diamond Mix**  
2-color




**Half Hex Stack**  
2-color




**Wide Hex Twist**  
2-color



**Half Hex Diamond Stack**  
2-color




**Half Hex Wave**  
2-color




**Half Hex Diamond Mix\*\***  
2-color


3-color patterns




**Little Diamond Mix**  
3-color




**Half Hex Mix**  
3-color (a)




**Half Hex Mix**  
3-color (b)




**Wide Hex Twist**  
3-color




**Half Hex Diamond Stack**  
3-color



**Half Hex Diamond Mix\*\***  
3-color



**Half Hex Twist\*\***  
3-color (a)



**Half Hex Twist\*\***  
3-color (b)

Pattern swatches above are indicative of the installed pattern but do not represent the shape/size of the mounted module.

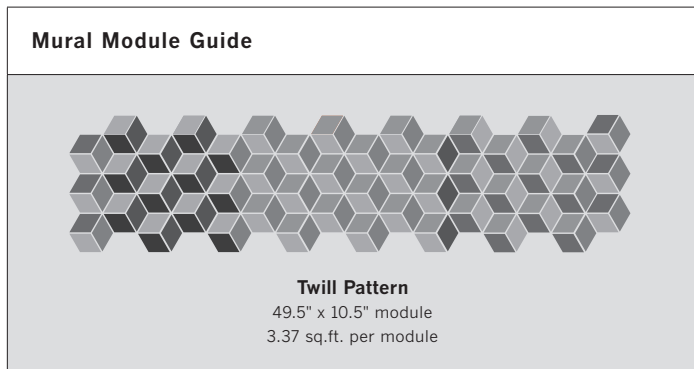
\* Nominal tile dimensions are derived from the L x W of the rectangular module the shape fits within.

\*\* Pattern is only available mounted.

**MADE-TO-ORDER PRICING — Mural + Dimensional**

Mural		
Available in 8 pre-configured color palettes. Refer to the Glaze Qualities chart on pages 6–9 for more information on each glaze.		
style	price/sq.ft.	price/module
<b>mounted</b>	<b>60.00</b>	<b>202.00</b>
<b>MINIMUM ORDER</b> – 10 modules (about 34 sq.ft.)		
<b>GROUT LINE</b> – 1/8" recommended.		
<b>CLEAR FACE MOUNTING</b> – all pricing includes face mounting.		
<b>SAMPLE KITS</b> – glaze samples for each palette are available upon request for \$12. Samples are Little Diamond and will come mounted.		
<b>ORDER QUANTITY</b> – due to the size of the module & nature of the pattern, a Tile Specialist should be consulted to ensure proper order quantity.		

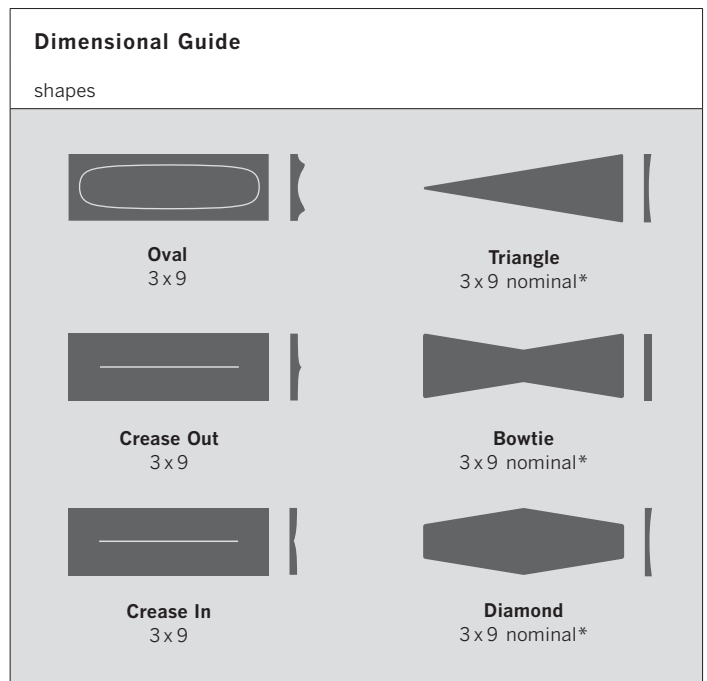
Mural Trim Pieces
<b>TRIM</b> – Refer to Trim Pieces chart on page 10 for additional selections.



Twill Pattern Glaze Palette Guide	
palette	glazes (in descending quantity)
<b>alabaster white</b>	<b>M2</b> stone white, <b>G1</b> antique white, <b>M3</b> parchment, <b>M9</b> chamois, <b>M65</b> vanilla bean, <b>G51</b> soft white
<b>arctic grey</b>	<b>G1</b> antique white, <b>M74</b> cloud grey, <b>G5.2</b> polo grey, <b>M45</b> shark, <b>M66</b> shade light, <b>G36.2</b> crystal blue
<b>black walnut brown</b>	<b>M39.2</b> matte brown, <b>G4.2</b> gunmetal, <b>M51</b> tapenade, <b>M34.2</b> museum black, <b>G42</b> aged iron, <b>M48</b> river bed
<b>denim blue</b>	<b>G36.2</b> crystal blue, <b>G19.2</b> island blue, <b>M8</b> slate blue, <b>M45</b> shark, <b>G65</b> heron blue, <b>M24.2</b> sky blue
<b>old growth green</b>	<b>G13.2</b> olive gloss, <b>M27</b> olive #3, <b>M60</b> soapstone, <b>M63</b> fog, <b>M12.2</b> olive #1, <b>M58</b> hickory
<b>rhythm multi</b>	<b>M74</b> cloud grey, <b>M67</b> horizon blue, <b>M40</b> turquoise, <b>G21</b> opal pacific, <b>M53</b> paprika, <b>M70</b> poppy
<b>tide pool blue-green</b>	<b>M44.3</b> modern blue, <b>M63</b> fog, <b>M13.2</b> kpfa green, <b>G12.2</b> seafoam, <b>M27</b> olive #3, <b>G36.2</b> crystal blue
<b>yarrow yellow</b>	<b>M9</b> chamois, <b>G44</b> bright yellow, <b>M68</b> ochre, <b>M69</b> lemon, <b>G63</b> soft yellow, <b>G35.2</b> fawn

Dimensional		
type	tiles/sq.ft.	price/sq.ft.
<b>oval</b>	5.33	<b>78.00</b>
<b>triangle</b>	10.6	<b>78.00</b>
<b>bowtie</b>	7.1	<b>78.00</b>
<b>diamond</b>	7.1	<b>78.00</b>
<b>crease in (concave)</b>	5.33	<b>78.00</b>
<b>crease out (convex)</b>	5.33	<b>78.00</b>
<b>MINIMUM ORDER</b> – 10 sq.ft.		
<b>GROUT LINE</b> – 3/16" minimum recommended.		
<b>PREMIUM GLAZES</b> – add 15% for G103–G106, G58, and G62 glazes. Premium glazes are not available on bowtie shapes. G19.2 is not available on dimensional shapes.		
<b>LAYERED GLAZES</b> – add 30% for LM1, LM2, LG1 & LG2 glazes. Not available for LM3 and LM4 glazes.		
<b>UNGLAZED</b> – \$70.00/sq.ft., in NM3 and NW2 glazes.		





Dimensional Trim Pieces
<b>GLAZED EDGE TRIM</b> – Available only in matte glazes on Oval, Crease In, and Crease Out shapes. Refer to Trim Pieces chart on page 10 for additional selections.



\* Nominal tile dimensions are derived from the L x W of the rectangular module the shape fits within.

## MADE-TO-ORDER PRICING — Dual Glaze

Dual Glaze	
Available in a select color palette of 8 glaze combinations. Refer to the Glaze Qualities chart on page 9 for more information.	
size	price/sq.ft.
<b>2x4, 2x6, 3x6, 2x12, 3x12</b>	<b>55.00</b>
<b>MINIMUM ORDER</b> – 25 sq.ft. for made-to-order tile.	
<b>CLEAR FACE MOUNTING</b> – \$8.00/sq.ft. in 2x4 only.	
<b>GROUT LINE</b> – 1/8" suggested for 2x4 and 2x6 sizes. 3/8" suggested for 3x6, 2x12 and 3x12 sizes.	
<b>SAMPLE KIT</b> – each color blend in 2x4, available upon request. DG1, DG3, DG9 – \$11.00 & DG2, DG4, DG6, DG7, DG8 – \$6.00.	

Dual Glaze Blend Guide	
Tile blends shown on 2x4 shape for representation purposes.	
tile blends	
 <p><b>DG2, DG4, DG6, DG7, DG8</b></p>	 <p><b>DG1, DG3, DG9</b></p>
3-tile mix	6-tile mix
	

Dual Glaze Guide			
tile size	tiles/sq.ft.	tile size	tiles/sq.ft.
<b>2x4</b>	18	<b>3x6</b>	8
<b>2x6</b>	12	<b>3x12</b>	4
<b>2x12</b>	6		


Dual Glaze Trim Pieces
Refer to Trim Pieces chart on page 10 for additional Made-to-Order selections, available in solid glazes only.

## IN-STOCK PALETTE PRICING

In-Stock Palette			
Available in a select color palette of 6 glazed and 2 unglazed options. Refer to the Glaze Qualities chart on page 9 for more information.			
finish	quantity	price/box	price/sq.ft.
<b>glazed</b>	4 sq.ft./box	80.00	<b>20.00</b>
<b>glazed</b>	8 sq.ft./box	160.00	<b>20.00</b>
<b>unglazed</b>	4 sq.ft./box	72.00	<b>18.00</b>
<b>unglazed</b>	8 sq.ft./box	144.00	<b>18.00</b>
<b>GROUT LINE</b> – 1/8" minimum recommended.			
<b>AVAILABILITY</b> – in 4 and 8 sq.ft./box only. Because we hold stock in limited quantities, large orders over 250 sq.ft. may require a special order. We have a 152 sq.ft. cap on cash and carry purchases.			

In-Stock Palette			
code	name	finish	variation
<b>G10.2</b>	50/50 fog	glossy	<b>2</b>
<b>G51</b>	soft white	glossy	<b>2</b>
<b>G65</b>	heron blue	glossy	<b>3</b>
<b>M9</b>	chamois	matte	<b>3</b>
<b>M73</b>	basalt	matte	<b>2</b>
<b>M98</b>	french grey manganese	matte	<b>2</b>
<b>NM3</b>	natural manganese	unglazed	<b>3</b>
<b>NW2</b>	natural white	unglazed	<b>2</b>

In-Stock Palette Trim Pieces			
type/size	finish	side	price/piece
<b>bullnose edge 2x6</b>	glazed	2"	<b>3.60</b>
<b>bullnose edge 2x6</b>	glazed	6"	<b>6.10</b>
<b>bullnose corner 2x6</b>	glazed	2" & 6"	<b>11.16</b>
<b>bullnose edge 2x6</b>	unglazed	2"	<b>3.25</b>
<b>bullnose edge 2x6</b>	unglazed	6"	<b>5.50</b>
<b>bullnose corner 2x6</b>	unglazed	2" & 6"	<b>9.93</b>
Refer to Trim Pieces chart on page 10 for additional Made-to-Order selections.			

In-Stock Palette Guide
shape
 <p><b>2x6</b> 12 tiles/sq.ft.</p>



VISIT ONE OF OUR THREE HEATH TILE SHOWROOMS WHERE YOU CAN SEE THE PRODUCT FIRSTHAND & LEARN MORE ABOUT WORKING WITH HEATH.

**SAN FRANCISCO**

*tile-sf@heathceramics.com*

2900 18TH STREET, SAN FRANCISCO, CA 94110

415 361 5552 x10 or x16

**SAUSALITO**

*tile-sau@heathceramics.com*

400 GATE 5 ROAD, SAUSALITO, CA 94965

415 332 3732 x32

**LOS ANGELES**

*tile-la@heathceramics.com*

7525 BEVERLY BLVD, LOS ANGELES, CA 90036

323 965 0800

OR, VISIT US ONLINE AT *heathceramics.com*.

**TERMS OF SALE**

Please review quotes carefully, as they become sales contracts upon signing.

A signed contract and deposit are required for an order to be processed. Orders under \$10,000 require payment in full for the order to be processed; orders over \$10,000 require a 50% deposit. Payment is due in full prior to release of the order, including shipping & handling charges. We take credit card, first party checks, and wire transfer.

Prices are F.O.B. factory, applicable sales taxes extra.

A storage fee of \$.30 per box/day may be applied to orders held longer than 15 days.

Cancellation of a signed quote will incur a 15% cancellation fee. Once in production, orders cannot be cancelled.

Unopened boxes of In-Stock tile purchased as cash-and-carry may be returned within 30 days for store credit. We are unable to accept returns of shipped In-Stock or Made-to-Order tile.

**GENERAL**

Due to the handcrafted nature of our tile, actual size and color variation should be expected.

Price quotes are valid for 30 days. Lead times are re-quoted upon conversion of quote to sales order.

We recommend ordering up to 15% extra material to cover installation requirements.

Job completions have a minimum order of 4 sq. ft. They are priced at full retail price plus a \$100 order completion fee per line item.

Prices are subject to change without notice.

**SHIPPING AND HANDLING**

For orders under 30 sq.ft., small package service will be quoted.

Orders over 25 sq.ft. will be shipped on pallet via Heath's preferred carrier. There is a \$25.00 convenience fee for using other carriers.

Freight fees are passed on at cost, with a \$10.00 pallet charge per pallet used.

For locations within San Francisco and Los Angeles city limits, we may be able to offer flat rate shipping for orders under 110 sq.ft. Please inquire with a Tile Specialist.

THIS CATALOG IS PRINTED ON NEW LEAF INGENUITY, WHICH IS 100% RECYCLED, CONTAINS 100% POSTCONSUMER WASTE FIBER, AND IS PRODUCED BY ELECTRICITY OFFSET WITH CERTIFIED RENEWABLE ENERGY.