



CROWNPIECES

Measured from end to end

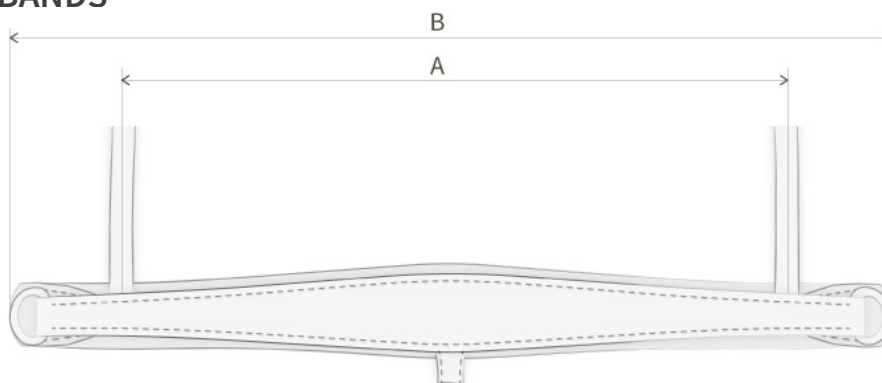
SIZE	LENGHT (CM)	LENGHT (INCHES)	NOTES
pony	65	25.6	only available in HP-4 model
medium	70	27.6	can be compared to cob
full	75	29.5	most used size
extra full	85	33.5	

BROWBANDS

Measured from end to end in a straight line

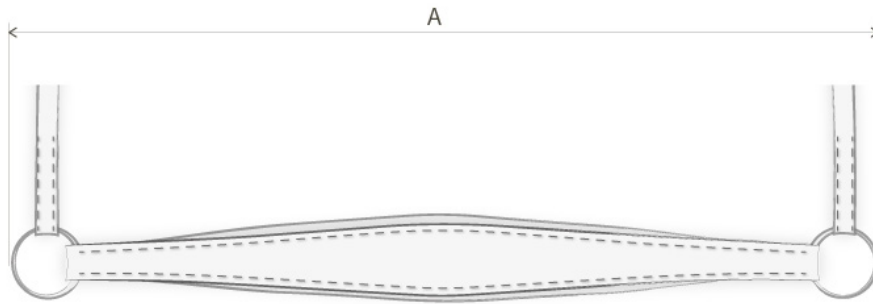
SIZE	LENGHT (CM)	LENGHT (INCHES)	NOTES
40	40	15.7	
42	42	16.5	most used size
44	44	17.3	
48	48	18.9	extra full, not in every model available

REGULAR NOSEBANDS



SIZE	A (CM)	B (CM)	A (INCHES)	B (INCHES)	NOTES
pony	30	42.5	11.8	16.7	not always in stock, please contact us for availability
cob	32	44	12.6	17.3	
medium	34	45.5	13.4	17.9	most used size - in some areas known as 'full'
full	36.5	49	14.4	19.3	in some areas known as 'extra full'

DROP NOSEBANDS



TIP:

most of the times we use a flash strap as back strap on the drop noseband, because the flash strap is smaller.

Flash strap FS-3 (50cm) is the most used one as back strap, the FS-2A (55cm) is used as a larger alternative.

SIZE	A (CM)	A (INCHES)	NOTES
pony	28.5	11.2	
cob	30.5	12.0	
medium	32.5	13.8	most used size - in some areas known as 'full'

CHEEK PIECES

Measured from end to end

SIZE	LENGHT (CM)	LENGHT (INCHES)
3	18	7.1
2A	21	8.3
2	24	9.4 most used size for the bit
1A	27	10.6 most used size for the curb
1	30	11.8

NOSEBAND BACK STRAPS

Measured from end to end

SIZE	LENGHT (CM)	LENGHT (INCHES)
3A	45	17.7
3	50	19.7
2A	55	21.7
2	60	23.6 most used size*
1A	65	25.6
1	70	27.6

*most used size is NB-2 (60cm), this is independent of the size of the noseband - both for cob, medium and full this is the most used size.

NOSEBAND PILLOWS

Measured from end to end (without the loop)

SIZE	LENGHT (CM)	LENGHT (INCHES)
3 (small)	11	4.3 for cob and smaller nosebands
1 (large)	13	5.1 for medium and larger nosebands

FLASH STRAPS

Measured from end to end

SIZE	LENGHT (CM)	LENGHT (INCHES)
3	50	19.7 also used as back strap for the drop noseband
2A	55	21.7 also used as back strap for the drop noseband most used for cob nosebands
2	60	23.6 most used size medium nosebands
1A	65	25.6 most used for full nosebands
1	70	27.6

THROAT LASHES

Measured from end to end

SIZE	LENGHT (CM)	LENGHT (INCHES)
small	45	17.7 used for ponies
normal	55	21.7 most used size

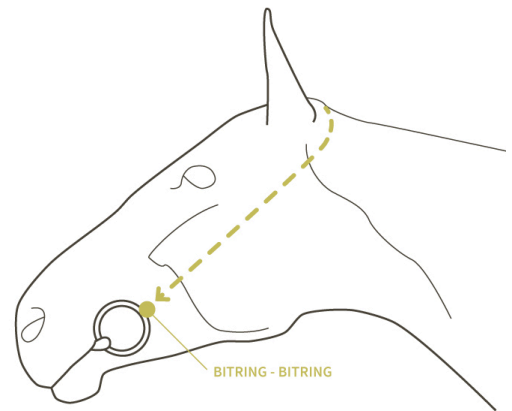
REINS

Measured from end to end

SIZE	LENGHT (CM)	LENGHT (INCHES)
small	270	106.3 only in SPS / SRS
normal	280	110.2 most used size
large	290	114.2 only in SPS / SRS

SIZE TABLE FOR THE CROWN PIECES AND CHEEK PIECES

BITRING-BITRING	CROWN PIECE MEDIUM	CROWN PIECE FULL	CROWN PIECE EXTRA FULL
83CM -	cheek pieces 18cm		
84-87CM	cheek pieces 18cm		
92-95CM	cheek pieces 24cm	cheek pieces 21cm	
96-99CM	cheek pieces 24cm	cheek pieces 21cm	
100-103CM	cheek pieces 27cm	cheek pieces 24cm	cheek pieces 18cm
104-107CM	cheek pieces 30cm	cheek pieces 27cm	cheek pieces 21cm
108-111CM		cheek pieces 30cm	cheek pieces 21cm
114-117CM			cheek pieces 24cm
118CM+			cheek pieces 27cm



SELLING ADVICE

When composing a Bridle2fit bridle, it is useful to get started in a structured way. This is the process on how we most of times sell bridles:

First we collect general information:

1. Snaffle or a double/weymouth bridle?
2. What main color (black / havanna / australian nut)?
3. Rolled or a flat bridle?

Then we start choosing all the parts of the bridle.

We always try to work from top to the bottom:

1. Crown piece: which model and which size?
2. Browband: which model and which size?
3. Throat lash: always the normal length (55cm), except for ponies
4. Cheek pieces: which size?
5. Noseband: which color and which size?
6. Noseband back strap: which size?
7. Noseband pillow: small one for cob and smaller nosebands, the large one for medium or larger nosebands
8. Flash strap (if needed): which size?
9. Reins