


Cathedral

8



Weathered Moss Weathered York Barley

COLOURS

Cathedral Weathered Moss

Cathedral

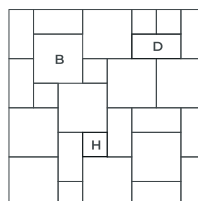
The Cathedral paving range has a distinct rough-hewn texture that has been blended into three natural tones.

The weathered textures and tones of our Cathedral paving work beautifully with contemporary and traditional houses.

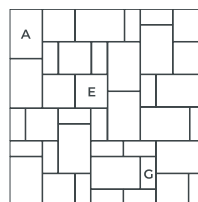


Cathedral Barley; Cathedral circle

PLANS



Cathedral 5.76m²



Cathedral 7.29m²

PAVING PACKS

Cathedral 5.76m²

Approx. Size:
2400mm x 2400mm

Pallet weight:
484.4 kg

Contents: **9** = 600 x 600 | **11** = 600 x 300 | **6** = 300 x 300

Cathedral 7.29m²

Approx. Size:
2700mm x 2700mm

Pallet weight:
586 kg

Contents: **12** = 675 x 450 | **9** = 450 x 450 | **18** = 450 x 225

PAVING STONES

Sizes	Unit / m ²	Unit weight	m ² / pallet	Unit / pallet	Pallet weight
675 x 450 (A)	3.3	25	7.6	25	625
600 x 600 (B)	2.8	30	8.9	25	750
600 x 450 (C) †	3.7	22	13.5	50	1100
600 x 300 (D)	5.5	14.5	9.1	50	725
450 x 450 (E)	5	15.5	10	50	775
450 x 300 (F) †	7.4	9.5	6.8	50	475
450 x 225 (G)	10	8	5	50	400
300 x 300 (H)	11	7.5	4.5	50	375

† Made to order (MTO)

Thickness: 38mm

Cathedral Circle

Complete your patio with our circular feature available in 3 sizes or individual pieces. See page 10.