



Roc MODEL II

We hope you enjoy your ROC Wireless Earbuds. Please read this user's guide before using your wireless earbuds.

Package Contents



Wireless Earbuds

Silicon



Foam



Wing Tips



Carrying Case



Charging Cable



Cloth

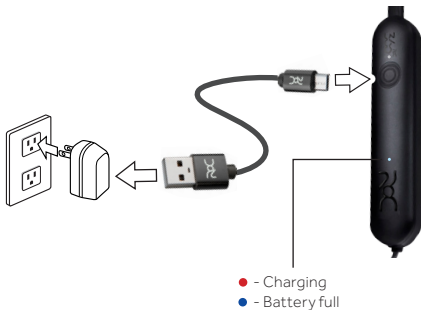


Stickers

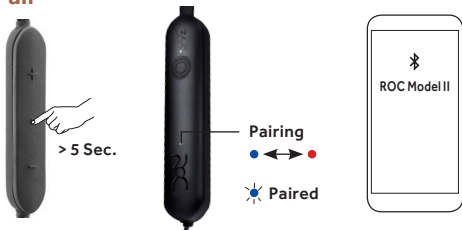
Charge

When the earbuds indicator flashes red or has no response, charge your earbuds. Normal charging takes about 2 hours.

1. The LED indicator lights red when charging and turns blue when fully charged.
2. Unplug the charging cable when the earbuds is fully charged.



Pair



1. Press and hold the **•** button for 5 seconds to enter pairing mode. The LED indicator flashes red and blue as your earbuds searches for Bluetooth-enabled devices.
2. On your device, turn on the Bluetooth function, and set it to search for Bluetooth devices.
3. Select and connect to **ROC Model II** from the list of found devices. When paired, the LED Indicator flashes blue every 4 seconds and the earbuds enters standby mode

Note: If your Bluetooth-enabled device is out of connection range and disconnect, move back within 5 minutes to reconnect automatically.

Changing Bluetooth Devices

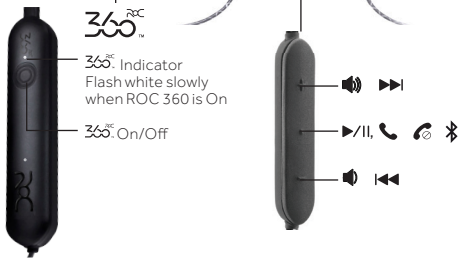
Your earbuds automatically reconnects to the most recently paired device when it is powered on.

To pair a new device, you must disconnect the current device's Bluetooth functions first. See your Bluetooth device's instructions for details.

In case of problems pairing, you may need to clear bluetooth memory on your earbuds before you attempt to pair again. Turn on your earbuds then press and hold the **ROC 360** and **+** buttons at the same time until the indicator flashes blue and red alternatively.

Controls


Turn on 360^{ROC} for exceptional clarity in an extended frequency range, delivering dynamic sound for an immersive audio experience



To	Button	Press
Turn earbuds on/off	•	...hold for 2 sec.
Adjust volume	+ / -	≥ 1
Calls		
Answer / end a call	•	x1
Last number redial		...hold for 1 second
Music		
Play/Pause	•	x1
Previous Track	-	... hold for 2 seconds
Next Track	+	
Turn 360 ^{ac} . On/Off	360 ^{ac} .	x1

Note: The button functions may vary depending on your device and phone's protocol.

Change Tips



Listening Safely

Do not wear earbuds while driving a vehicle or cycling. This can create a traffic hazard and could be illegal in some areas. To protect your hearing:

- Do not listen at high volume. Extended high-volume listening can lead to permanent hearing loss.
- Set the volume to the lowest setting, then adjust to a comfortable level.
- Avoid increasing the volume. Your ears adapt to volume, so a level that does not cause discomfort could still damage your hearing.

Lithium Battery Safety

- Do not burn or bury batteries. Do not puncture or crush.
- Do not disassemble. Recycle lithium batteries. Do not dispose of in the trash.
- If the electrolyte in the cells should get on your skin, thoroughly wash with soap and water. If in the eyes, rinse thoroughly with cool water. Immediately seek medical attention.
- The built-in battery may discharge completely after a long period without use. Recharge.
- Follow the instructions for charging. Do not charge longer than recommended. Unplug the USB cable when the battery is charged. The earbuds should never be left unattended while charging.

Specifications

Battery charge time.....	approx. 2 hours
Operation time.....	8 hours
Standby time.....	280 hours
Battery charging voltage.....	5V
Charging current.....	100 mA
Bluetooth protocol.....	V4.0
Operating distance.....	33 ft. (10m)
Frequency response.....	10 Hz - 40kHz
Sensitivity.....	98±3dB
Impedance.....	16 Ohm
Transmitting frequency band(s).....	2.4GHz to 2.4835GHz
Maximum allowed transmitting power in operating frequency band(s).....	2dBm
Cable length (max. extended).....	2.1 ft. (0.63 m)
IPX.....	level 4

Specifications are subject to change and improvement without notice.
Actual product may vary from the images found in this document.

www.roclivelifeloud.com

The Bluetooth® word mark and logos are registered trademarks owned by the Bluetooth SIG, Inc. and any use of such marks by Global Lifestyle Inc. is under license. Other trademarks and trade names are those of their respective owners.

© Global Lifestyle Inc. All rights reserved.
ROC, ROC 360, LIVE LIFE LOUD and their
logos are trademarks of Global Lifestyle Inc.

10A17
33000021
33000022
Printed in China