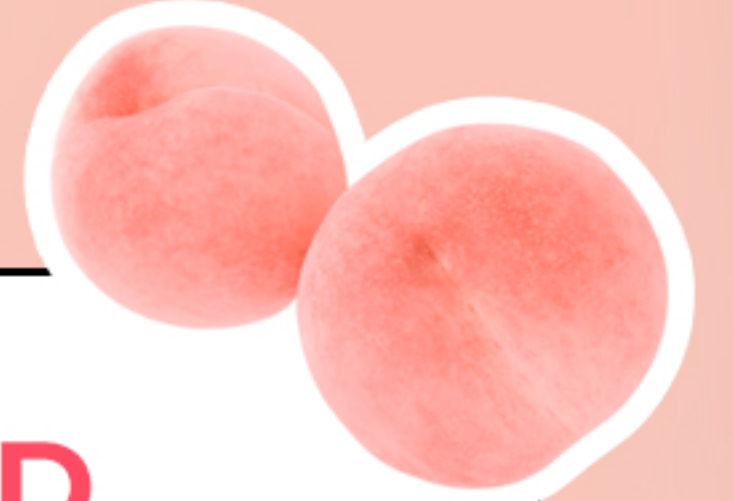


KOCOSTAR®

PEACH DUODUO

LIP SCRUB & LIP OIL IN CREAM



**PEACH FLAVORED
2-IN-1 LIP TREATMENT KIT
FOR SOFT AND
MOIST LIPS!**

LIP OIL IN CREAM / LIP SCRUP



I can never wear
matte lipstick.

My lips are always
dry and flaky.

Lip balm doesn't
help much.

PEACH DUODUO
[LIP SCRUB & LIP OIL IN CREAM]

**TRY OUR 2-STEP LIP TREATMENT KIT
AND SAY GOODBYE TO DRY AND CHAPPED LIPS!
ONCE CREAMY LIP SCRUB GENTLY EXFOLIATES,
OIL-IN-CREAM WILL LOCK IN MOISTURE!**



ABOUT THE SKIN ON LIPS



The lips are ...

The skin on your lips is delicate and sensitive.

➡ Always use hypoallergenic lip products!

Lips dry out fast due to their thin dermal layer.

➡ Avoid harsh exfoliation and keep them hydrated!

Lips develop wrinkles easily because they don't have sweat or sebaceous glands.

➡ Supply both moisture and oil to protect soft and firm texture.



DRY LIPS

DEAD SKIN CELLS BUILD UP

Bad



CHAPPED AND BLEEDING LIPS



RISK OF INFECTION

Good



GENTLY EXFOLIATE TO MAKE
'LIPS SOFT AND SMOOTH



★ USE LIP SCRUB



LOCK IN MOISTURE
FOR HEALTHIER LIPS

★ USE LIP OIL IN CREAM





LIP EXFOLIATION Q&A

Q. Does one-time exfoliation remove dead skin cells for good?

A. No!

Dead skin cells are never gone for good. When our body produces new skin cells, they push older cells up to the surface of our skin. The outmost layer of our skin is made of dead skin cells. These old and dry cells eventually flake off and are replaced by the next batch of old cells.

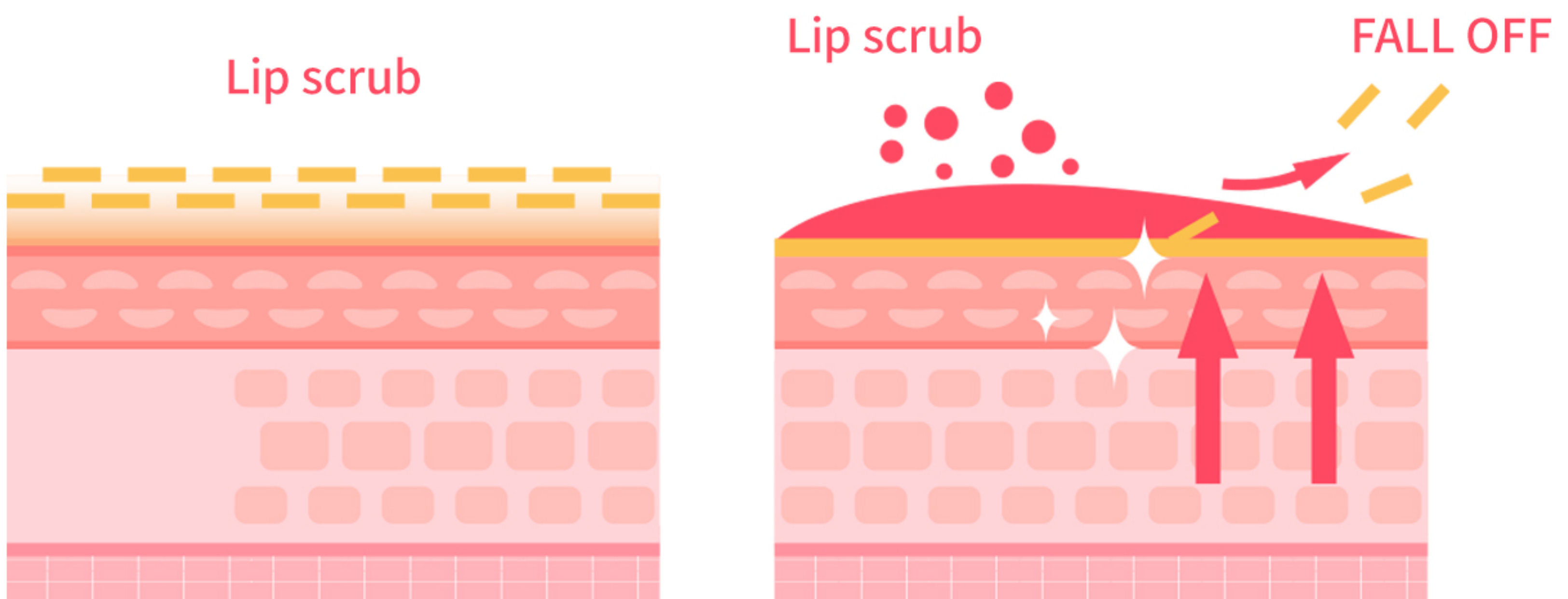
Q. Are dead skin cells bad?

A. No! Dead skin cells protect our body and retain moisture. You will damage the skin if you peel or tear them off by force. Remove them only when you experience discomfort due to unnatural build-up (i.e. dry and dehydrated lips, trouble when putting on lip makeup, verge of bleeding, etc.)

Q. How should I deal with dead skin cells?

A. Gently exfoliate with KOCOSTAR's Lip Scrub. Also, it's important to supply both moisture and oil. Follow up with our lip treatments!

- > KOCOSTAR Lip Oil-in-Cream
- > KOCOSTAR Lip Mask (available in 6 flavors)



KOCOSTAR DUODUO

PEACH FLAVORED 2-IN-1 LIP TREATMENT KIT
FOR SOFT AND MOIST LIPS!

LIP OIL-IN-CREAM

Creamy oil melts on contact with lips and forms protective barrier that locks in moisture.



LIP SCRUB

Creamy scrub with walnut shell powder gently exfoliates away dead skin cells while boosting moisture.

Hydration



Exfoliation



Protection

KOCOSTAR LIP SCRUB

The skin on your lips is delicate and sensitive. KOCOSTAR developed a unique lip scrub to minimize irritation while smoothly removing only what's necessary.

Point1. Creamy texture

The base cream supplies both moisture and oil to soften dry and dehydrated lips.

It's always important to hydrate dead skin cells to loosen their link from the rest of the skin. Our balanced formula prepares your lips for the best exfoliating experience.

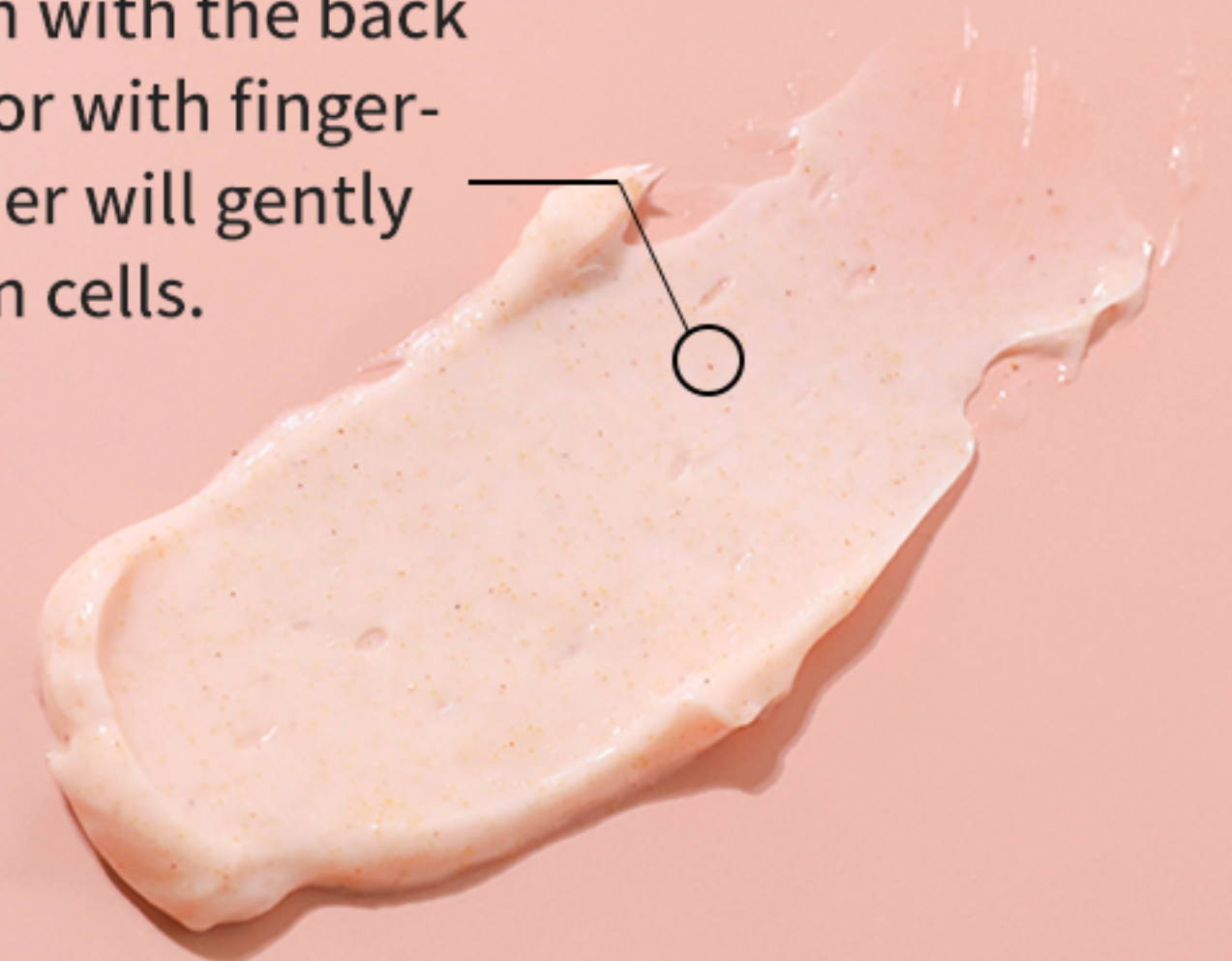
Point2. Small-grain exfoliant

Fine walnut shell powder exfoliates with minimized physical irritation.

Massage in rolling motion with the back of the enclosed spatula or with fingertips. Walnut shell powder will gently remove dead skin cells.



Roll with dotted side!





KOCOSTAR LIP SCRUB



Creamy texture
Small-grain exfoliant

Massage in rolling motion with the back of the enclosed spatula or with fingertips. Walnut shell powder will gently remove dead skin cells.



KEY INGREDIENTS



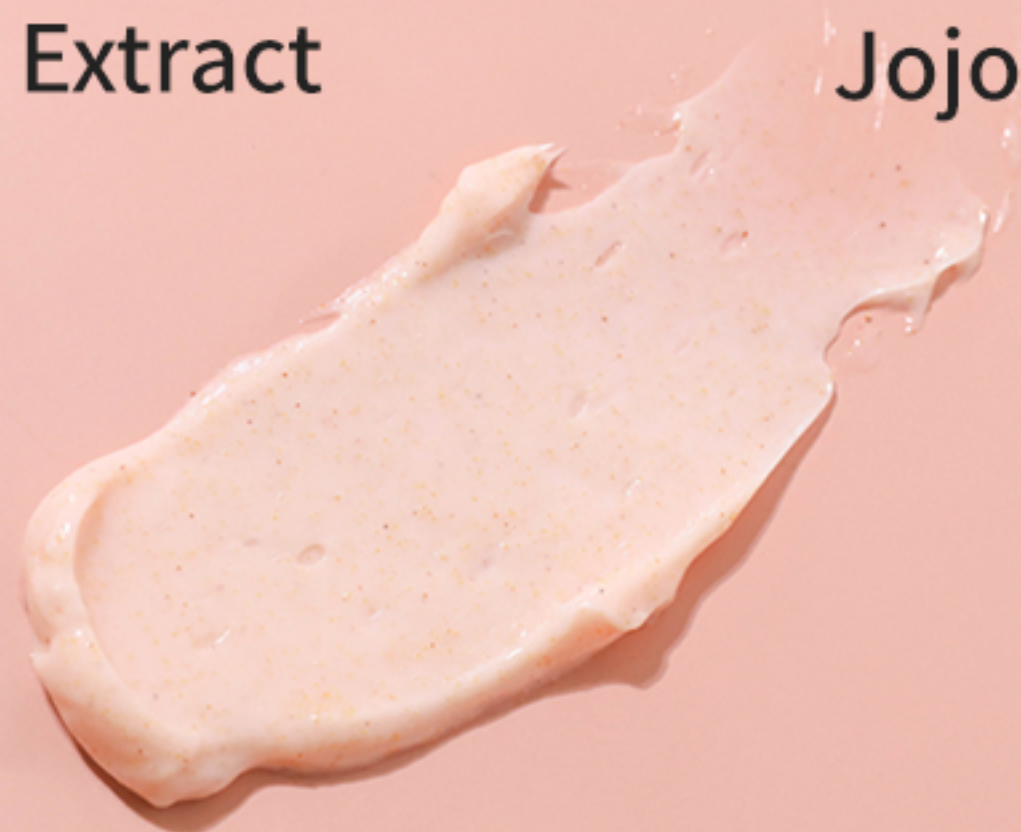
Peach Extract



Jojoba Oil



Walnut Shell Powder



- ★ Fine Walnut Shell Powder
- ★ No artificial coloring
- ★ Sweet Scent



Grape Seed Oil



Chamomile flower Extract



KOCOSTAR LIP OIL IN CREAM

Once your lips are exfoliated, it's time to follow up with moisturizing care.

Lock in moisture and protect your lips with oil-in-cream.

What is oil-in-cream?

It's a blend of botanical oils and cream base. It looks solid at first sight but immediately melts on contact.

It's pink. Did you use dye?

No worries, we don't use any artificial coloring. The color derives from natural sources.

When should I use the oil-in-cream?

You can use it at any time. Use it as lip moisturizer following an exfoliation, daily lip balm, or lip gloss.



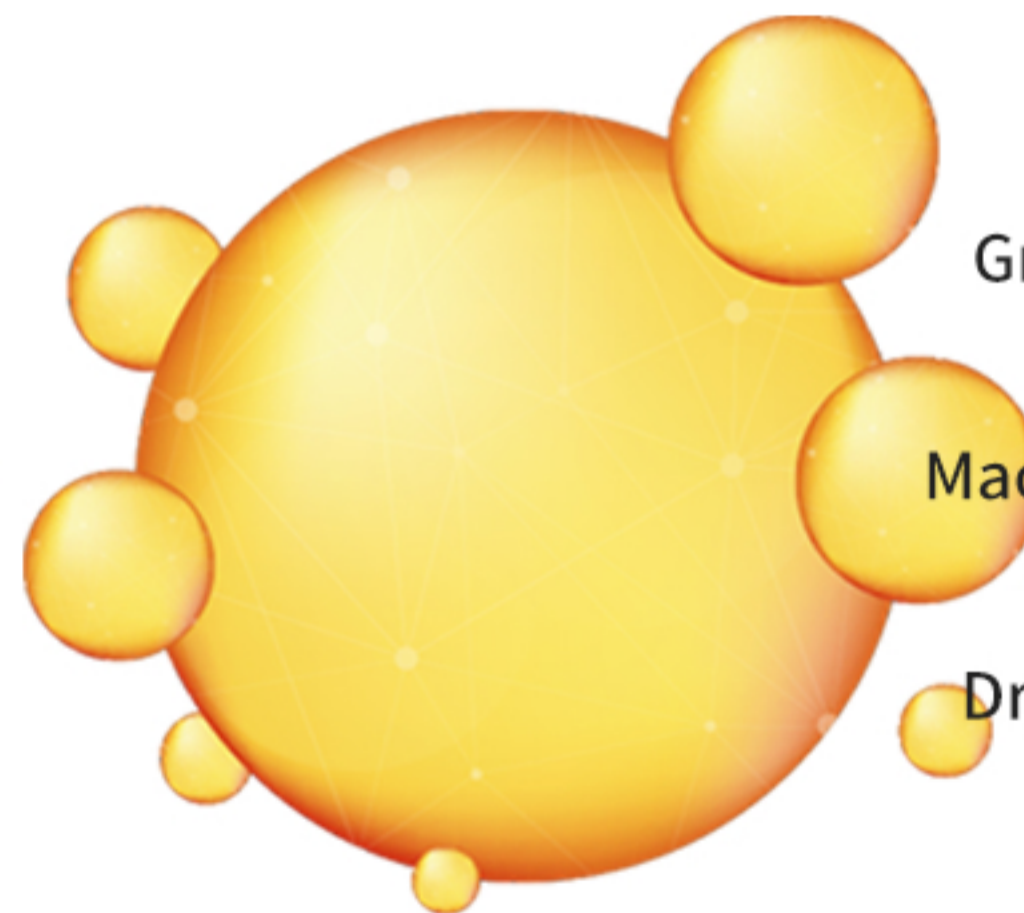
KEY INGREDIENTS

VEGAN

SWEET SCENT
OF PEACH

LOVELY PEACH
COLOR

Shea Butter
Wax



Olive Oil

Green Tea Seed Oil

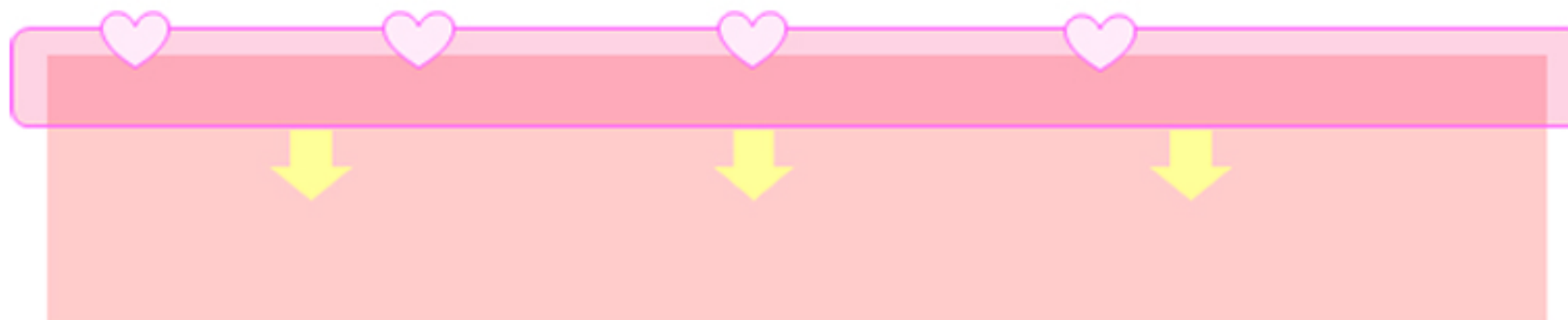
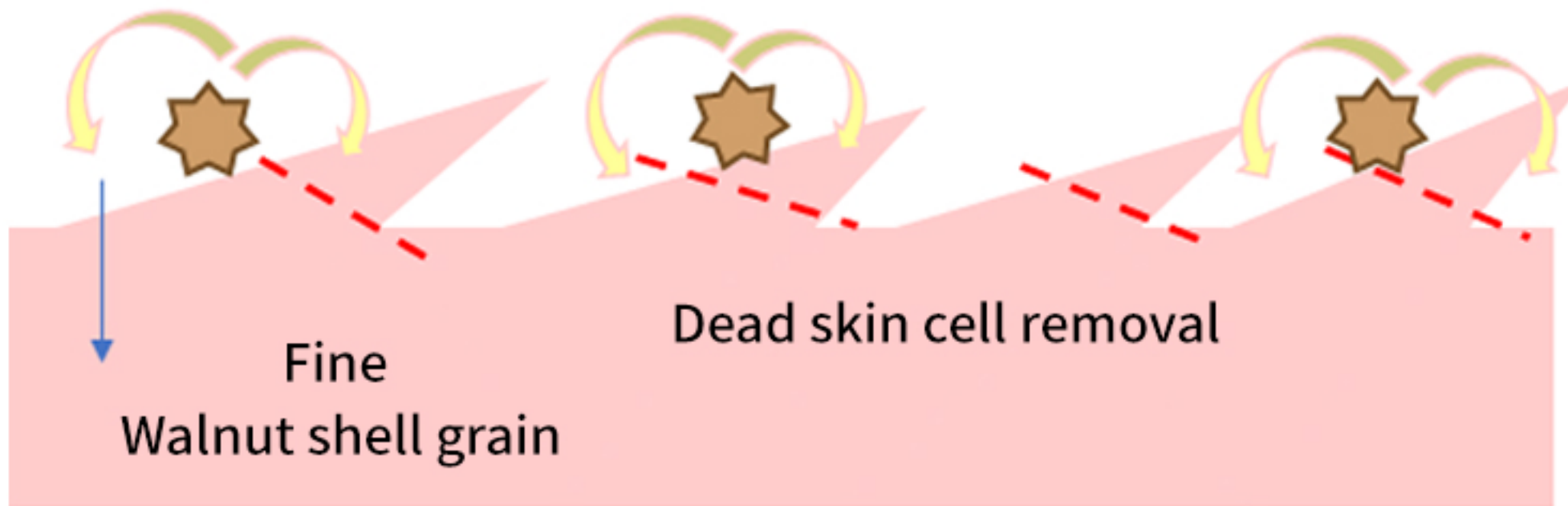
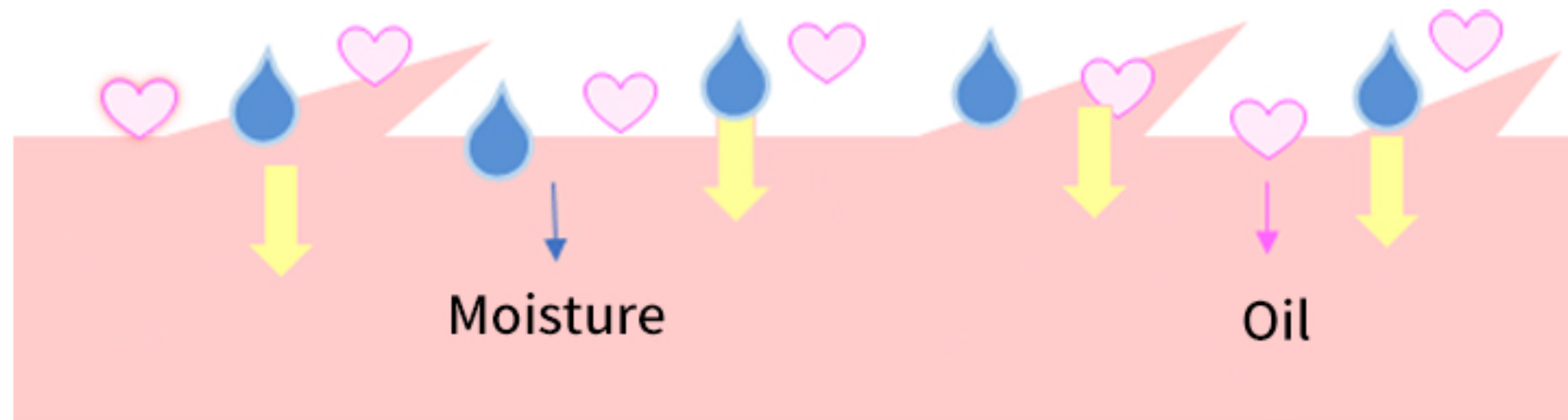
Macadamia Seed Oil

Drumstick Seed Oil

Parsley Seed Oil



HOW TO USE



STEP.1

Dry and flaky lips. Do not tear off dead skin cells as it may cause bleeding.

STEP.2

Apply creamy lip scrub and wait for 5 min. The cream will hydrate and soften dead skin cells.

♡ Oil : Jojoba Oil, Grape Seed Oil

💧 Moisture : Peach Extract, Glycerin

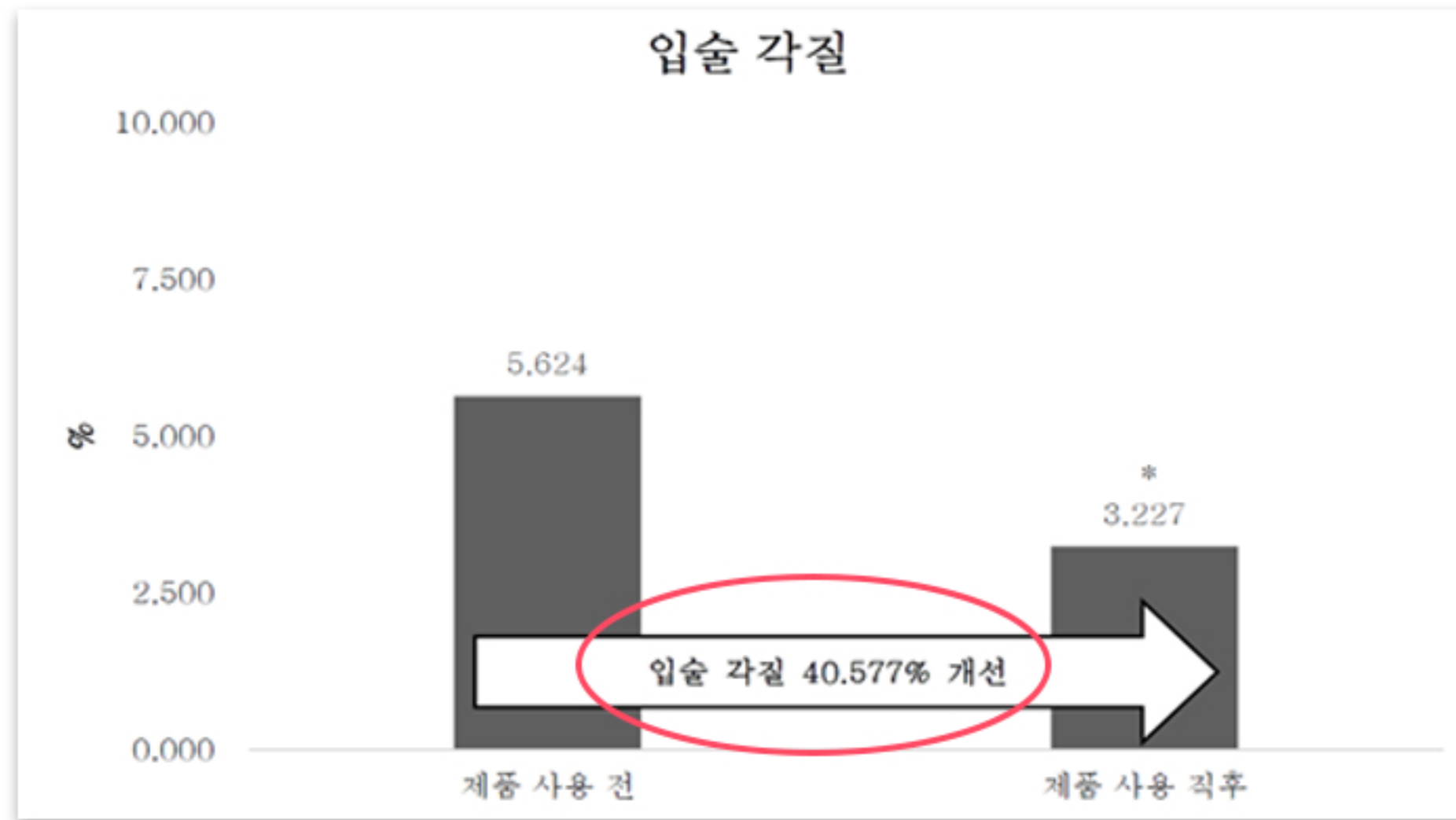
STEP.3

Massage in rolling motion. Fine walnut shell powder will gently exfoliate dead skin cells. Once done, wipe with wet tissue.

STEP.4

Apply lip oil-in-cream. It immediately melts on contact to make your lips soft and smooth.

KOCOSTAR PEACH LIP SCLUB



첨부 4. 시험 사진 자료

식별번호	제품 사용 전	제품 사용 직후
210317-C3-01		
210317-C3-02		

PEACH LIP SCRUB CLINICALLY PROVEN LIP EXFOLIATION IMPROVEMENT

40.577% IMPROVED (BEFORE & AFTER)
& HYPOALLEGERNIC BY SKIN RESEARCH CENTER, KOREA

DIRECTIONS

1. Cleanse face and apply toner.
2. Scoop up lip scrub with dotted side of enclosed spatula.
3. Apply to lips and wait for 3 to 5 minutes to soften dead skin cells.
 - ♡ For a softer feel, begin massaging immediately.
4. Gently massage in rolling motion with dotted side of spatula or with fingertips.
5. Wipe with wet tissue (or rinse with water).
6. Scoop up lip oil-in-cream with spatula spoon and apply to lips.
 - ♡ Repeat 2 to 3 times a week. You can use lip oil-in-cream whenever necessary.



PEACH DUODUO

LIP SCRUB & LIP OIL IN CREAM

