



HunterDouglasContract

WINDOW COVERINGS

Innovation is not about being content with what is available. It is about envisioning what comes next. Since our creation of the aluminum blind, **Hunter Douglas** has defined the industry with their breakthrough style and functionality. As the world leader in window coverings, Hunter Douglas has introduced many of the most innovative and successful products in the market today, including roller shades with GreenScreen® PVC-free fabrics and our exclusive Silhouette® FR Window Shadings. Our focus on customization allows you to explore new directions of design. We are constantly finding new ways to manage light, provide privacy, and create unique looks for the window. We do not just manufacture window coverings. We invent them.



3	SHADING STRATEGY
4	MOTORIZATION
6	FR ROLLER SHADES
8	FR ALUMINUM HORIZONTAL BLINDS
14	DUETTE® FR HONEYCOMB SHADES
16	WOOD AND ALTERNATIVE WOOD BLINDS
18	SILHOUETTE® FR WINDOW SHADINGS
20	FR VERTICAL BLINDS
22	VIGNETTE® FR MODERN ROMAN SHADES
24	PALM BEACH™ FR POLYSATIN SHUTTERS
26	FR WOVEN WOODS SHADES
28	FR PLEATED SHADES
30	SKYLINE™ FR GLIDING WINDOW PANELS
32	PROJECT GALLERY



Inside cover: EPA Region 8 Headquarters, Denver, CO
Architect: Zimmer Gunsul Frasca Architects LLP/Opus A&E, Inc.
Product: H200 Aluminum Horizontal Blinds and Vertical Blinds

Front cover: Hesse Noord Natie Office, Antwerp, Belgium
Architect: Conix Architecten
Product: Roller Shades

Window Coverings



Hunter Douglas Contract Window Coverings offer a solution for every need. Choose from a wide selection of products, styles, colors, and options for light control, privacy, energy efficiency, and UV protection.

Our products are designed to improve indoor environmental quality and conserve energy, supporting built environments that are comfortable, healthy, productive, and sustainable. The overall well-being of a building's occupants and their productivity contributes to the cost benefit of sustainable design.

Shading Strategy

Our products are constructed to minimize environmental impact while meeting the highest standards for commercial, industrial, institutional, and commercial applications.

A DAYLIGHTING

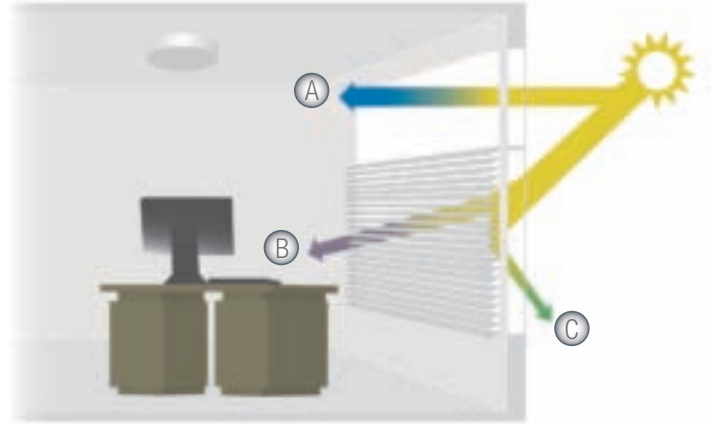
Window coverings manage and optimize natural daylight, helping reduce dependence on artificial lighting.

B GLARE CONTROL

Window coverings allow you to control how much sunlight falls into a workspace, to eliminate glare and reflections.

C MANAGEMENT OF THERMAL GAIN

Window coverings manage heat generated by the sun: when it is hot, they can be closed to minimize solar heat gain; when cold, they can be raised to allow solar heating.



AESTHETICS

Window coverings ensure privacy and can provide a consistent look from the exterior of a building.

INDOOR AIR QUALITY

Poor air quality is a common source of employee complaints. Many of our products are certified for low emissions by the GREENGUARD Environmental Institute and pass both the standard emissions and the stricter requirements for GREENGUARD Children and SchoolsSM.

Energy Conservation Comparison Chart

Over 75% of unwanted heat transfer takes place through windows, making energy-efficient window coverings essential for year-round savings.

Product	WINTER R-VALUE		SUMMER SHADING COEFFICIENT			Sound Absorption
	Single Glazing	Double Glazing	Single Glazing	Double Glazing	%UV Blockage	
FR Roller Shades	N/A	2.08	N/A	.33	99	.60
FR Aluminum Horizontal Blinds	1.25	2.32	.49	.43	99	.04
Duette® FR Honeycomb Shades 3/8"	2.04	2.94	.46	.43	95	.60
Duette® FR Honeycomb Shades 3/4"	1.60	2.60	.55	.43	99	.05
Country Woods®	N/A	3.94	.29	.29	99	.05
Chalet Woods®	N/A	3.94	.30	.30	N/A	.05
Everwood®	N/A	3.94	N/A	.31	99	.04
Silhouette® FR Window Shadings	1.30	2.40	.56	.35	96	.30
Vertical Aluminum Blinds	1.43	2.40	.31	.29	99	.10
Vertical PVC Blinds	1.5	2.52	.25	.23	98	.10
Vignette® FR Modern Roman Shades	N/A	4.53	.28	.28	98	.30
FR Woven Woods Shades	N/A	4.33	.33	.48	86	.35
FR Pleated Shades	1.39	2.32	.57	.49	95	.40
Skyline™ FR Gliding Window Panels	N/A	3.88	.28	.37	99	.05



We designed our Motorized Roller Shading Systems to provide exceptional performance in the complete range of commercial applications, from single rooms, offices, and A/V spaces to building-wide automation. Offering powerful, quiet operation, our motorized shades bring the ease of use and reliability you expect from Hunter Douglas Contract. A versatile approach to controls allows our shades to integrate with any other automated and/or building management systems, making them ideal for both new construction and retrofits.

QUIET OPERATION

Our motors are tested to operate at sound levels equivalent to office conversation.

POWER

Hunter Douglas Contract standard motors can operate shades up to 240" wide and 144" in height. Solutions for larger shades are also available.

VERSATILITY

We designed our motors with best-in-class control boards that integrate with a wide range of other systems via dry contact, serial, or other protocols.

CONVENIENCE

Motorized shades are easy to operate. Open or close one or more shades with the touch of a switch – or the click of a mouse.

AUTOMATION

Research shows that automated sun-tracking shades enable energy savings from lighting and HVAC systems by maximizing control of glare and solar heat gain.

OVERSIZE SHADES

Motorized systems are a good option for shading large windows, as the weight of an oversized shade can make it hard to operate.

Operating Systems



Whisper Motors™ HDC 100

Operates roller shades up to 156" wide.
Maximum roll up diameter 4.5".
Available in standard (S), smart (Q), and
Z-Wave (Z).



Whisper Motors™ HDC 200

Operates roller shades up to 240" wide.
Maximum roll up diameter 4.5".
Available in standard (S), smart (Q), and
Z-Wave (Z).



Whisper Motors™ Control Options

Intermediate stops, group control up
to hundreds of shades, scene control,
control by timer, sun-tracking, coupled
shades.

Motorization Options

Versatile range of motors and controls for the following products:

- FR Aluminum Horizontal Blinds
- Duette® FR Honeycomb Shades
- FR Alternative Wood Blinds
- Wood Blinds and Alternative Wood Blinds
- Silhouette® FR Window Shadings
- FR Vertical Blinds
- Vignette® FR Modern Roman Shades
- FR Woven Woods Shades
- FR Pleated Shades
- Skyline™ FR Gliding Window Panels



FR Roller Shades



Our FR Roller Shades provide an excellent solution for controlling light and glare. Simple, versatile, distinctive, and cost-effective, this line includes a wide range of decorative and performance fabrics, mounted on high-quality hardware.

WIDEST RANGE OF FABRICS

Over 200 FR fabrics with choices for color, openness, and design to meet any specification.

SUPERIOR LIGHT CONTROL

Fabric options and operating systems offer solutions from light filtering to complete blackout. Our dual shade system allows both blackout and light-filtering shades at the same window.

RELIABLE HARDWARE

Manual and motorized hardware systems engineered to meet high standards for performance and reliability.

QUIET MOTORIZATION

Whisper Motors™ operate shades at sound levels equivalent to office conversation.

EASY INSTALLATION

Require little mounting space, with universal brackets.

AESTHETICS

Nearly invisible when raised, shades feature a variety of fascia and valance options. Clutch operating system allows precise control to help ensure a uniform look.

SUSTAINABLE CONSTRUCTION

Most of our PVC-free and standard shading fabrics are certified for low emissions by the GREENGUARD Environmental Institute and passes the stricter requirements of GREENGUARD Children and SchoolsSM.

SPECIALTY APPLICATIONS

Ability to provide roller shades in large expanses. Custom logo printing options available.

LIFETIME GUARANTEE

Operating Systems

Manual Clutch Operating System

Stainless-steel chain hangs at the side, leaving the view unobstructed. Up and down stops prevent shades from being raised or lowered too far.

Motorization

Versatile range of motors and controls to maximize shading benefits, with automation that responds to changing sun conditions throughout the day.

Dual Shade

Add versatility to any space by allowing two different styles of fabrics to be used on the same window (one in front of the other).

Coupled Shade

Two or more separate tube assemblies joined together by the use of mechanical couplers and operated by one drive mechanism. All shades operate in tandem.

FR Fabrics

Dark Colors	Optimize exterior views, filter glare & UV
Light Colors	Screen exterior views, manage thermal gain
Dual Colors	Reflective outward-facing surfaces reduce thermal gain, optimize exterior views
Blackout (0% openness)	Block all light, ideal for A/V, conference, and patient rooms
Open weave (1%-14%)	Filter sunlight, preserve exterior views

Options

Fascia	Conceals shade, merging the shading system with the surrounding room. Available in 3", 4", or 7" standard sizes
Blockout	Aluminum side and bottom channels, fitted with light-blocking wool pile prevent light leakage around edges and bottom of shade. Ideal for room-darkening and A/V applications
Pocket	Integrates shading into the ceiling plane. Prefabricated surface and ceiling pockets available, with tile support to seam with the ceiling grid
Additional	Color-coordinated trims, 4 clutch sizes, banded shades, reverse roll, top and bottom covers, sealed pocket hem bar, extruded pockets



Shade sizes vary based on fabric selection and hardware system. See Specifications section in the binder, or visit our website for a complete list of product specifications.

FR Aluminum Horizontal Blinds



Our Aluminum Horizontal Blinds offer best-in-class durability, excellent value, reliable performance, and a wide range of options for commercial and contract applications.

INNOVATIVE DURABILITY

Bounceback slats with heat-treated, spring-tempered aluminum for best-in-class durability.

RELIABLE HARDWARE

Durable operating systems and slats ensure consistent performance.

SUPERIOR LIGHT CONTROL

A range of tape spacings, perforated slats, and our de-Light™ feature allow you to specify any level of light control.

SUSTAINABLE CONSTRUCTION

Slats contain 95% recycled aluminum and are certified for low emissions by the GREENGUARD Environmental Institute and passes the stricter requirements of GREENGUARD Children and SchoolsSM.

ENERGY EFFICIENCY

Tilted blinds diminish dependence on artificial lighting, allowing light to reflect deeper into a space. Thermostop® coatings reduce heat transfer by 30%, contributing to significant energy savings.

UNMATCHED CUSTOMIZATION

Variety of aesthetic and performance options for any application.

LOW MAINTENANCE

Proprietary anti-static Dust Shield® finish and closed oval bottom rail inhibit dust buildup.

VERSATILE MOTORIZATION

Range of motorization and control options to maximize shading benefits.

COLORS AND FINISHES

Durable aluminum alloy slats are available in a wide selection of colors.

PRODUCT DETAILS

Standard features include box brackets, crash-proof cord lock, closed oval bottom rail, cord stop to single pull cord, and slip clutch tilters.

LIFETIME GUARANTEE



Model Selection

Aluminum horizontal blinds can be selected based on headrail dimensions, slat gauge, and tape spacing for individual projects.



Headrail

Headrail styles differ based on functionality and aesthetics – from the decorative beveled CD, to the industry-standard CL, heavy-duty CE and sturdy H2.



Slat Gauge

Heat-treated, spring-tempered aluminum slats are available in heavy-duty .008" gauge and industry standard .006" gauge.



Tape Spacing

Tape spacing options offer various levels of light control and view through.

Model Selector

MODEL	SLAT SIZE	TAPE SPACING
CD 1"		
1 3/8" x 1 3/8" Decorative Beveled Headrail		
CD60	1" x .006"	20mm
CD62	1" x .006"	22mm
CD80	1" x .008"	20mm
CD82	1" x .008"	22mm
CD88	1" x .008"	18mm de-Light™
CL 1"		
1" x 1" Industry Standard Headrail		
CL62	1" x .006"	22mm
CL82	1" x .008"	22mm
CHM82	5/8" x .008"	12mm
CX80	1" x .008"	20mm
CE 1"		
1" x 1 1/2" Heavy Duty Headrail		
CE60	1" x .006"	20mm
CE61	1" x .006"	22mm
CE80	1" x .008"	20mm
CE81	1" x .008"	22mm
H2 2"		
1 1/2" x 2 1/4" Sturdy Headrail		
H200	2" x .008"	42mm Standard
H282	2" x .008"	42mm de-Light™
H2TN	2" x .008"	42mm School Blind



Model CD 1"



Superb design, excellent value, and resilient construction make CD blinds an ideal choice for many architects, specifiers, and designers. The attractive design of the CD beveled steel headrail eliminates the need for a separate valance.

MODEL	SLAT SIZE	TAPE SPACING
CD60 1"	.006"	20 mm
CD62 1"	.006"	22 mm
CD80 1"	.008"	20 mm
CD82 1"	.008"	22 mm
CD88 1"	.008"	18 mm de-Light™ feature

CSI Specifications

PART 2 – PRODUCTS

2.01 ACCEPTABLE MANUFACTURER

A. Hunter Douglas Contract/ 12250 Parkway Centre Dr. / Poway, CA 92064/ Phone: 800-727-8953 Fax: 800-205-9819/ Website: www.hunterdouglascontract.com, or architect approved equivalent.

B. Product substitutions must be approved by architect minimum of 30 days prior to close of bid.

2.02 1" MINI HORIZONTAL ALUMINUM BLINDS

A. **PRODUCT:** Hunter Douglas "CD 1" FR Aluminum Blind"

B. MATERIALS:

1. **SLATS:** 1" wide x .006" thick (CD60 & CD62), .008" thick (CD80, CD82, CD88), heat-treated and spring tempered (except 5000 series alloy on metallized finishes) aluminum alloy 6011 with eased corners and manufacturing burrs removed. Product to have a minimum of 95% pre-consumer recycled content. Furnish not less than nominal 15.2 slats per foot (CD60 & CD80) 13.8 slats per foot (CD62 & CD82), 16.7 slats per foot (CD88) to ensure tight closure and light control. Finish with manufacturer's standard baked-on finish in colors selected by architect from manufacturer's available contract colors utilizing Dust Shield™ finish to inhibit dust build-up for easier maintenance.

2. **SLAT SUPPORT:** Braided ladders of 100% polyester yarn color compatible with slats and spacing of ladder no more than 20mm (CD60 & CD80), 22mm (CD62 & CD82), 18mm (CD88).

3. **HEADRAIL:** U-shaped profile with rolled edges, measuring 1 $\frac{3}{8}$ " x 1 $\frac{3}{8}$ " x .024" constructed of corrosion resistant steel and providing a sleek beveled edge valance-free design. Internally fit with components required for specified performance and designed for smooth, quiet, trouble-free operation. Headrail finish to be standard baked-on polyester and to match slats. Ends fitted with .024" steel end lock with adjustable tab for centering blinds.

4. **BOTTOM RAIL:** Steel, with corrosion-resistant finish formed with double-lock seam into closed oval shape for optimum beam and torsional strength. Ends fitted with color-coordinated engineered polymer caps. Color-coordinated engineered polymer tape buttons secure the ladder and cord. Bottom rail finish to be standard baked-on polyester color-coordinated to slats.

5. **LIFTING MECHANISM:** Crash-proof steel cordlocks with corrosion-resistant finish, two-ply polyester cord filler in braided polyester jacket lift cords, cord equalizers, cordlock adapter, and cord stop/single pull cord. Located on either side of individual blind unit as per architect's request.

6. **TILTING MECHANISM:** Permanently lubricated die-cast worm and gear type tilter gear mechanism in fully enclosed housing with clutch action to protect ladder tapes from over rotation of the solid steel, corrosion resistant tilt rod.

7. **TILT CONTROL WAND:** Tubular shaped $\frac{7}{16}$ " diameter extruded clear plastic, ribbed for positive grip and detachable without tools. Located on either side of individual blind unit as per architect's request.

8. **MOUNTING HARDWARE:** Manufacturer's standard .042" steel box brackets with baked-on polyester finish to match headrail with additional support brackets for blinds over 60" wide.

9. **ADDITIONAL AVAILABLE OPTIONS:** Limited Tilt, Ring Pulls, Color Striping, 2 or 3 Blinds on 1 Headrail, Hidden Brackets, Side Channels (limited colors available), Hold Down Brackets, Cutouts, Perforated Slat (.008" only).

2.03 FABRICATION

A. Blind measurements shall be accurate to within $\pm \frac{1}{8}$ " or as recommended in writing by manufacturer.

Model CL 1"



A proven performer for contract and commercial applications, the CL Aluminum Blind is often specified as the industry standard. The sturdy 1" x 1" x .024" headrail accommodates narrow mounting depths.

MODEL	SLAT SIZE	TAPE SPACING
CL62 1"	.006"	20 mm
CL82 1"	.008"	22 mm
CHM82 5/8"	.008"	12 mm
CX80 1"	.008"	20 mm

CSI Specifications

PART 2 – PRODUCTS

2.01 ACCEPTABLE MANUFACTURER

A. Hunter Douglas Contract/ 12250 Parkway Centre Dr. / Poway, CA 92064/ Phone: 800-727-8953 Fax: 800-205-9819/ Website: www.hunterdouglascontract.com, or architect approved equivalent.

B. Product substitutions must be approved by architect minimum of 30 days prior to close of bid.

2.02 1" MINI HORIZONTAL ALUMINUM BLINDS

A. **PRODUCT:** Hunter Douglas "CL 1" FR Aluminum Blind"

B. MATERIALS:

- SLATS:** 1" wide x .006" thick (CL62), .008" thick (CL82, CX8, & CHM82), heat-treated and spring tempered (except 5000 series alloy on metallized finishes) aluminum alloy 6011 with eased corners and manufacturing burrs removed. Product to have a minimum of 95% pre-consumer recycled content. Furnish not less than nominal 13.8 slats per foot (CL62 & CL82), 15.2 slats per foot (CX80), 25 slats per foot (CHM82) to ensure tight closure and light control. Finish with manufacturer's standard baked-on finish in colors selected by architect from manufacturer's available contract colors utilizing Dust Shield™ finish to inhibit dust build-up for easier maintenance.
- SLAT SUPPORT:** Braided ladders of 100% polyester yarn color compatible with slats and spacing of ladder no more than 20mm (CX80), 22mm (CL62 & CL82), 12mm (CHM82).
- HEADRAIL:** U-shaped profile with rolled edges, measuring 1" x 1" x .024" constructed of corrosion resistant steel. Internally fit with components required for specified performance and designed for smooth, quiet, trouble-free operation. Headrail finish to be standard baked-on polyester and to match slats. Ends fitted with .024" steel end lock with adjustable tab for centering blinds.
- BOTTOM RAIL:** Steel, with corrosion-resistant finish formed with double-lock

seam into closed oval shape for optimum beam and torsional strength. Ends fitted with color-coordinated engineered polymer caps. Color-coordinated engineered polymer tape buttons secure the ladder and cord. Bottom rail finish to be standard baked-on polyester color-coordinated to slats.

- LIFTING MECHANISM:** Crash-proof cordlock in engineering polymer housing with nickel-plate die-cast bearing surface and brass locking clips, two-ply polyester cord filler in braided polyester jacket lift cords, cord equalizers, cordlock adapter, and cord stop/single pull cord. Located on either side of individual blind unit as per architect's request.
- TILTING MECHANISM:** Permanently lubricated die-cast worm and gear type tilter gear mechanism in fully enclosed housing with clutch action to protect ladder tapes from over rotation of the solid steel, corrosion resistant tilt rod.
- TILT CONTROL WAND:** Tubular construction 9/32" diameter extruded clear acrylic hexagonal, and detachable without tools. Located on either side of individual blind unit as per architect's request.
- MOUNTING HARDWARE:** Manufacturer's standard .040" steel box brackets with baked-on polyester finish to match headrail with additional support brackets for blinds over 60" wide.
- ADDITIONAL AVAILABLE OPTIONS:** Limited Tilt, Ring Pulls, Pivot Plates, Pocket Brackets, Two-Position Cord Lock, Color Striping, 2 or 3 Blinds on 1 Headrail, Valance, Side Channels (limited colors available), Hold Down Brackets, Cutouts, Perforated Slat (.008" only).

2.03 FABRICATION

- Blind measurements shall be accurate to within ± 1/8" or as recommended in writing by manufacturer.

Model CE 1"



Ideal for larger installations, our CE Aluminum Blinds feature our sturdiest headrail for 1" blinds. The steel headrail measures 1" x 1 1/2", offering extra durability for openings up to 144" x 144". This blind's distinctive look and solid hardware ensure years of reliable service without sacrificing aesthetics.

MODEL	SLAT SIZE	TAPE SPACING
CE60 1"	.006"	20 mm
CE61 1"	.006"	22 mm
CE80 1"	.008"	20 mm
CE81 1"	.008"	22 mm

CSI Specifications

PART 2 – PRODUCTS

2.01 ACCEPTABLE MANUFACTURER

A. Hunter Douglas Contract/ 12250 Parkway Centre Dr. / Poway, CA 92064/ Phone: 800-727-8953 Fax: 800-205-9819/ Website: www.hunterdouglascontract.com, or architect approved equivalent.

B. Product substitutions must be approved by architect minimum of 30 days prior to close of bid.

2.02 1" MINI HORIZONTAL ALUMINUM BLINDS

A. **PRODUCT:** Hunter Douglas "CE 1" FR Aluminum Blind"

B. MATERIALS:

1. **SLATS:** 1" wide x .006" thick (CE60 & CE61), .008" thick (CE80 & CE81), heat-treated and spring tempered (except 5000 series alloy on metallized finishes) aluminum alloy 6011 with eased corners and manufacturing burrs removed. Product to have a minimum of 95% pre-consumer recycled content. Furnish not less than nominal 13.8 slats per foot (models CE61 & CE81), 15.2 slats per foot (CE60 & CE80) to ensure tight closure and light control. Finish with manufacturer's standard baked-on finish in colors selected by architect from manufacturer's available contract colors utilizing Dust Shield™ finish to inhibit dust build-up for easier maintenance.

2. **SLAT SUPPORT:** Braided ladders of 100% polyester yarn color compatible with slats and spacing of ladder no more than 20mm (CE60 & CE80), 22mm (CE61 & CE81).

3. **HEADRAIL:** U-shaped profile with rolled edges, measuring 1 3/8" x 1 3/8" x .024" constructed of corrosion resistant steel and providing a sleek beveled edge valance-free design. Internally fit with components required for specified performance and designed for smooth, quiet, trouble-free operation. Headrail finish to be standard baked-on polyester and to match slats. Ends fitted with .024" steel end lock with adjustable tab for centering blinds.

4. **BOTTOM RAIL:** Steel, with corrosion-resistant finish formed with double-lock seam into closed oval shape for optimum beam and torsional strength. Ends fitted with color-coordinated engineered polymer caps. Color-coordinated engineered polymer tape buttons secure the ladder and cord. Bottom rail finish to be standard baked-on polyester color-coordinated to slats.

5. **LIFTING MECHANISM:** Crash-proof steel cordlocks with corrosion-resistant finish, two-ply polyester cord filler in braided polyester jacket lift cords, cord equalizers, cordlock adapter, and cord stop/single pull cord. Located on either side of individual blind unit as per architect's request.

6. **TILTING MECHANISM:** Permanently lubricated die-cast worm and gear type tilter gear mechanism in fully enclosed housing with clutch action to protect ladder tapes from over rotation of the solid steel, corrosion resistant tilt rod.

7. **TILT CONTROL WAND:** Tubular shaped 7/16" diameter extruded clear plastic, ribbed for positive grip and detachable without tools. Located on either side of individual blind unit as per architect's request.

8. **MOUNTING HARDWARE:** Manufacturer's standard .042" steel box brackets with baked-on polyester finish to match headrail with additional support brackets for blinds over 60" wide.

9. **ADDITIONAL AVAILABLE OPTIONS:** Limited Tilt, Ring Pulls, Color Striping, 2 or 3 Blinds on 1 Headrail, Hidden Brackets, Side Channels (limited colors available), Hold Down Brackets, Cutouts.

2.03 FABRICATION

A. Blind measurements shall be accurate to within $\pm 1/8$ " or as recommended in writing by manufacturer.

Model H2 2"



The H2TN (School Blind) is optimized for the design and durability requirements of academic institutions, with sturdy vinyl tapes, 2.2mm cords, and cord tilt. The blind features heavy-duty slats of .008" aluminum and a low-profile steel headrail measuring 1 1/2" x 2 1/4" x .024". For details on shading benefits in schools go to hunterdouglascontract.com/education.

MODEL	SLAT SIZE	TAPE SPACING
H200 2"	.008"	42 mm
H2TN 2"	.008"	42 mm
H282 2"	.008"	42 mm de-Light™ Feature

CSI Specifications

PART 2 – PRODUCTS

2.01 ACCEPTABLE MANUFACTURER

A. Hunter Douglas Contract/ 12250 Parkway Centre Dr. / Poway, CA 92064/ Phone: 800-727-8953 Fax: 800-205-9819/ Website: www.hunterdouglascontract.com, or architect approved equivalent.

B. Product substitutions must be approved by architect minimum of 30 days prior to close of bid.

2.02 2" HORIZONTAL ALUMINUM BLINDS

A. PRODUCT: Hunter Douglas "H2 2" FR Aluminum Blind"

B. MATERIALS:

1. SLATS: 2" wide x .008" thick, heat-treated and spring tempered (except 5000 series alloy on metallized finishes) aluminum alloy 6011 with eased corners and manufacturing burrs removed. Product to have a minimum of 95% pre-consumer recycled content. Furnish not less than nominal 7.2 slats per foot (H282) to ensure tight closure and light control. Finish with manufacturer's standard baked-on finish in colors selected by architect from manufacturer's available contract colors utilizing Dust Shield™ finish to inhibit dust build-up for easier maintenance.

2. SLAT SUPPORT: Braided ladders of 100% polyester yarn color compatible with slats and spacing of ladder no more than 42mm. H2TN School Blind vinyl tapes constructed of one-piece vinyl with 1 1/2" wide twin or single-ladders and uniform spacing of 16 ladders to 26" of tape (42mm). Tapes and ladders exceed commercial specification No. 1029-86 and provide a maximum 34" distance between tapes.

3. HEADRAIL: U-shaped profile with rolled edges, measuring 1 1/2" x 2 1/4" x .024" constructed of corrosion resistant steel. Internally fit with components required for specified performance and designed for smooth, quiet, trouble-free operation. Headrail finish to be standard baked-on polyester and to match slats. Ends fitted with zinc coated steel end lock with adjustable tab for centering blinds on H2TN model. Other models have ends fitted with end lock cap.

4. BOTTOM RAIL: .019" steel, with corrosion-resistant finish formed with double-lock seam into closed oval shape for optimum beam and torsional strength. Ends fitted with color-coordinated engineered polymer caps. Color-coordinated engineered polymer tape buttons secure the ladder and cord. Bottom rail finish to be standard baked-on polyester color-coordinated to slats.

5. LIFTING MECHANISM: Crash-proof steel cordlocks with corrosion-resistant finish and steel locking dogs, polyester cord which meet or exceed commercial specifications No/ 1029-86 lift cords (H2TN), and cord stop/single pull cord. Located on either side of individual blind unit as per architect's request.

6. TILTING MECHANISM: Cord tilter consisting of zinc die-cast helical gear type driven by a worm in enclosed polymer housing, 2.2mm polyester cord, and solid steel corrosion resistant tilt rod (H2TN School Blind cord tilter consisting of zinc die-cast helical gear type driven by a worm in enclosed polymer housing, 2.2mm polyester cord, and solid steel corrosion resistant tilt rod)

7. TILT CONTROL CORD: Tubular shaped 7/16" diameter extruded clear plastic, ribbed for positive grip and detachable without tools (H2TN School Blind 2.2mm polyester cord). Located on either side of individual blind unit as per architect's request.

8. MOUNTING HARDWARE: Manufacturer's standard .030" steel box brackets with baked-on polyester finish to match headrail with additional support brackets for blinds over 84" wide.

9. ADDITIONAL AVAILABLE OPTIONS: Wand Tilt (H2TN), Ring Pulls, Valance, Hold Down Brackets, 2 or 3 Blinds on 1 Headrail, Cutouts.

2.03 FABRICATION

A. Measurements shall be accurate to within ± 1/8" or as recommended in writing by manufacturer.

Duette® FR Honeycomb Shades



In a wide variety of public spaces, Duette® FR Honeycomb Shades provide exceptional light control, stringent flame retardance and significant insulating and acoustical properties.

Benefits:

- Certified for low emissions by the GREENGUARD Environmental Institute and passes the stricter requirements of GREENGUARD Children and SchoolsSM.
- Energy efficient cellular design enhances R-value and shading coefficient, and provides 99% UV blocking.
- Durable headrail comprised of aluminum alloy accommodates shade widths to 174" and shade heights to 174".
- Lifetime Guarantee

CSI Specifications

PART 2 – PRODUCTS

2.01 ACCEPTABLE MANUFACTURER

- A.** Hunter Douglas Contract/ 12250 Parkway Centre Dr. / Poway, CA 92064/ Phone: 800-727-8953 Fax: 800-205-9819/ Website: www.hunterdouglascontract.com, or architect approved equivalent.
- B.** Product substitutions must be approved by architect minimum of 30 days prior to close of bid.

2.02 Hunter Douglas "Duette® FR Honeycomb Shades"

A. PRODUCT: Hunter Douglas Duette® FR Honeycomb Shades

B. MATERIALS:

- 1. FABRIC:** Permanent flame-resistant textured, non-woven polyester formed into opaque 3/4" and 3/8" semi-opaque or 3/4" opaque hexagonal honeycomb cells in stacked tubular construction. Single cell construction; with each cell an independent piece of fabric with some fabrics containing a metallized polyester film core. Finish selected by architect from manufacturer's available contract colors.
- 2. HEAD/SILL RAIL:** Standard 3/4" fabric type measuring 1.875" x .460" x .040" thick (5/8" fabric type measuring 1.0625" x .447" x .040" thick), (EasyRise™ 2" x 1.875" x .050" thick headrail with sill rail measuring 1.875" x .460" x .469" thick) constructed of aluminum alloy 6063. Internally fit with components required for specified performance and designed for smooth, quiet, trouble-free operation. Finish to be standard polyester based paint and to coordinate with fabric. (EasyRise™ headrail white finish, bottom rail to coordinate with fabric.) Ends fitted

with polycarbonate end caps color-coordinated with fabric. (EasyRise™ headrail end caps white, bottom rail end caps in color and color-coordinated to sill rail.)

- 3. LIFTING MECHANISM:** Molded engineering plastic cordlock color-coordinated to fabric with stainless steel components providing durable and crash-proof operation. (EasyRise™ white engineered plastic rotary clutch mechanism provides ease of operation when continuous cord loop is activated and holds shade in place unless force is applied.) Color-coordinated braided polyester .035" lift cord and .086" tassel cord, tassel, and stop-ball. (EasyRise™ color-coordinated braided polyester .11" continuous cord loop provides uniform cord length with polycarbonate cord tensioner for additional safety. White nylon covered polyester 2.45mm wide x 0.17mm thick lift tape allows for easy operation of heavy shades.) Located on either side of individual shade unit as per architect's request.
- 4. MOUNTING HARDWARE:** Manufacturer's standard polycarbonate universal hidden brackets (EasyRise™ nylon coated zinc-plated 1040 steel HR steel), provide a sleek, unobtrusive appearance.
- 5. ADDITIONAL AVAILABLE OPTIONS:** Top-Down, Top-Down/Bottom-Up, 2 Blinds on 1 Headrail, Specialty Shapes, Skylight System, Hold Down Brackets, Motorization, (EasyRise™: Hold Down Brackets, Motorization.)

2.03 FABRICATION

- A.** Shade measurements shall be accurate to within $\pm 1/8$ " or as recommended in writing by manufacturer.

Operating Systems

Standard Cordlock

Standard cord operation.

EasyRise™

This continuous cord loop and clutch assembly makes operating large shades easy.

LiteRise®

A cordless system with a proprietary design allows you to raise and lower shades with the touch of a finger. No lift cords for a clean, uncluttered look and enhanced safety. Available in ¾" only.

Top-Down/Bottom-Up

Operate shades from the top down, the bottom up or in combination.

Motorization

Versatile range of motors and controls to maximize shading benefits.

Specialty Shapes

Options include: arches, angles, trapezoids, circles, hexagons, octagons, and skylights.

FR Fabrics

Fabrics

- Available in two soft, seamless, non-woven polyester fabrics
- Fabrics meet or exceed all requirements of NFPA 701 small scale flammability testing for commercial applications
- Block 99% of UV light rays to prevent fading
- Fabrics are neutral to the exterior, ensuring a consistent appearance from the outside

Opaque

- ¾" pleat
- Winter R-value = 5.74*
- Solar shading coefficient = 0.25

Semi-Opaque

- ¾" and ¾" pleat sizes
- ¾" Winter R-value = 5.16
- ¾" Solar shading coefficient = 0.36
- ¾" Winter R-value = 5.63
- ¾" Solar shading coefficient = 0.31

* R-value includes the 3.5 R-value added by a standard low-e double glazed window.

Additional Options

Inside mount, outside mount or end mount, spacer blocks, extension brackets, swivel brackets (inside mount only), end mount brackets, hold-down brackets, cut-outs (surcharge), cord length.



Shade sizes vary based on fabric selection and hardware system. See Specifications section in the binder, or visit our website for a complete list of product specifications.

Wood and Alternative Wood Blinds



Hunter Douglas FR Alternative Wood Blinds offer the look of luxurious hardwood blinds and are rated to pass the NFPA 701. For applications not requiring FR performance, our Country Woods® Wood Blinds, Chalet Woods® Wood Blinds, EverWood® Alternative Wood Blinds, and WoodMates® Alternative Wood Blinds offer a wide range of additional choices.

Benefits:

- Certified for low emissions by the GREENGUARD Environmental Institute and passes the stricter requirements of GREENGUARD Children and SchoolsSM (excluding FR Alternative wood blinds).
- Optional de-Light™ feature delivers privacy and daylight control.
- Variety of design options available, including valances and decorative tapes.
- Lifetime Guarantee

CSI Specifications

PART 2 – PRODUCTS

2.01 ACCEPTABLE MANUFACTURER

A. Hunter Douglas Contract/ 12250 Parkway Centre Dr. / Poway, CA 92064/ Phone: 800-727-8953 Fax: 800-205-9819/ Website: www.hunterdouglascontract.com, or architect approved equivalent.

B. Product substitutions must be approved by architect minimum of 30 days prior to close of bid.

2.02 WOOD AND ALTERNATIVE WOOD BLINDS

A. **PRODUCT:** Hunter Douglas 1" & 2" Country Woods®, 2" Chalet Woods®, 2" FR Alternative Wood, 2" Everwood® & Woodmates® Horizontal Blinds

B. MATERIALS:

1. **SLATS:** 2" wide x 1/8" thick cut from quality selected hardwood with slat ends stained or painted to match slat color. Alternative woods consist of a polymer and specially selected composite materials with consistent color throughout eliminating slat end touch-up. Furnish not less than nominal 7.2 slats per foot (13.9 slats Country Woods) to ensure tight closure and light control. Finish with manufacturer's standard stained, lacquered, painted finish, or standard colors selected by architect from manufacturer's available contract colors.
2. **SLAT SUPPORT:** Braided ladders of 100% polyester yarn color compatible with slats and spacing of ladder no more than 44mm. (21.5mm Country Woods) Optional non-FR cloth tapes constructed of high strength polyester-cotton blend webbing and spacing of no more than 44mm. Tapes spaced to comply with industry standards for size and weight of blind. (Not available with Country Woods)
3. **HEADRAIL:** U-shaped profile with rolled edges, measuring 1 1/2" x 2 1/4" x .024" (1" x 1 1/2" Country Woods 1") constructed of corrosion resistant steel and providing a sleek low profile design. Internally fit with components required for specified performance and designed for smooth, quiet, trouble-free operation. Headrail finish to be standard baked-on polyester and to coordinate with slats. Ends fitted with end lock cap.
4. **BOTTOM RAIL:** 1" (1" Country Woods) or 2" wide x 5/8" thick quality selected hardwood with ends stained or painted to match slats. Alternative wood consist of

a blend of polymer and specially selected composite materials rectangular in shape. Color-coordinated engineered polymer tape buttons secure the ladder and cord. Finish to be manufacturer's standard colors or stained finish to match slats.

5. **LIFTING MECHANISM:** Engineering polymer and galvanized steel housing cordlocks with polymer roller bearing and steel locking dogs, two-ply polyester cord filler in braided polyester jacket lift cords meet or exceed commercial specification 1029.86, and fracture-resistant polymer cord-stop color-coordinated to slat. Located on either side of individual blind unit as per architect's request.
 6. **TILTING MECHANISM:** Permanently lubricated and fully enclosed standard cord tilt holds and tilts slats at any angle. Solid steel, corrosion resistant tilt rod. Located on either side of individual blind unit as per architect's request.
 7. **OPTIONAL TILT CONTROL WAND:** Rounded 3/8" diameter constructed of quality selected hardwood stained and lacquered or painted to match slats and detachable without tools. For Everwood & Woodmates it is PVC construction, color to match slats and detachable without tools. Located on either side of individual blind unit as per architect's request.
 8. **MOUNTING HARDWARE:** Manufacturer's standard .030" steel box brackets with baked-on polyester finish to match headrail with additional support brackets for blinds over 48" wide.
 9. **VALANCE:** Crafted of selected hardwoods, stained and lacquered or painted to match slats. Alternative wood consists of a blend of polymer and specially selected composite materials with finish to match slats.
 10. **ADDITIONAL AVAILABLE OPTIONS:** Wood- 2 or 3 Blinds on 1 Headrail, Hold Down Brackets, Cutouts, (Country Woods 2"-Wand Tilt, Non-FR Cloth Tapes, de-Light™ Feature). Alternative Wood- 3 Blinds on 1 Headrail, Hold Down Brackets, Cutouts, Non-FR Cloth Tapes, de-Light™ Feature
- #### 2.03 FABRICATION
- A. Blind measurements shall be accurate to within ± 1/8" or as recommended in writing by manufacturer.

Operating Systems

Standard

Standard cord tilt holds and tilts slat at any angle.

LiteRise®

A cordless system with a proprietary design that holds blinds securely in any position - no constant adjusting necessary - making it easy to raise your blinds with the touch of a finger. No lift cords for a clean, uncluttered look. (Not available for FR Alternative Wood Blinds).

Multiple Blinds On One Headrail

Two or three blinds share the same headrail.

Motorization

Versatile range of motors and controls to maximize shading benefits.

Specialty Shapes

Options include: arches, angles, trapezoids, circles, bay and corner windows, french doors, sliding glass doors, and cut-outs.

FR Materials

FR Alternative Wood Blinds

- 1/8" thick blend of polymer and specially selected composite materials. Available in 2" slat size

Country Woods® Wood Blinds

- 100% Hardwood. Available in 1", 2", or 2½" slat sizes

Chalet Woods® Wood Blinds

- 100% Hardwood. Available in 2" and 2½" slat sizes

EverWood® Alternative Wood Blinds

- Made from our proprietary top-grade, PVC-free polymer. Available in 2" slat size

WoodMates® Alternative Wood Blinds

- Made from our proprietary mid-grade, PVC-free polymer. Available in 2" slat size

Additional Options

Selection of coordinated decorative tapes, hold-down brackets, extension brackets, wood wand tilt control, cord length, spacer blocks.



Blind dimensions vary based on material and hardware system. See Specifications section in the binder or visit our website for complete list of size limitations.

Silhouette® FR Window Shadings



Hunter Douglas Silhouette® FR Window Shadings feature adjustable fabric vanes suspended between two sheer facing fabrics. When the vanes are open, the shadings work like sheers, filtering light to eliminate glare and create an inviting glow.

Benefits:

- Certified for low emissions by the GREENGUARD Environmental Institute and passes the stricter requirements of GREENGUARD Children and SchoolsSM.
- Maximize daylighting efficiency by diffusing and dispersing sunlight throughout the room.
- Durable operating systems assure high quality performance.
- Soil and dust-resistant materials require minimal cleaning.
- Up to 88% ultraviolet protection with vanes open and 99% with vanes closed.
- Lifetime Guarantee

CSI Specifications

PART 2 – PRODUCTS

2.01 ACCEPTABLE MANUFACTURER

- A.** Hunter Douglas Contract/ 12250 Parkway Centre Dr. / Poway, CA 92064/ Phone: 800-727-8953 Fax: 800-205-9819/ Website: www.hunterdouglascontract.com, or architect approved equivalent.
- B.** Product substitutions must be approved by architect minimum of 30 days prior to close of bid.

2.02 COMMERCIAL WINDOW SHADINGS

A. PRODUCT: Hunter Douglas "Silhouette® FR Window Shadings"

B. MATERIALS:

- 1. FABRIC:** Flame-retardant treated 100% sheer white knit polyester fabric located on front and rear suspended between 100% woven polyester 3" fabric facings treated to resist dust, dirt, static, and stains. Finish selected by architect from manufacturer's available contract colors.
- 2. HEAD/BOTTOM RAIL:** Standard headrail type measuring 3" x 2⁹/₃₂" x .0625" or 3³/₁₆" x 2¹/₂" x .0625" thick constructed of aluminum alloy 6063 conceals shading when fully raised. Internally fit with components required for specified performance and designed for smooth, quiet, trouble-free operation. Bottom rail measuring

2" x 3⁷/₁₆" x .0625" thick constructed of aluminum alloy 6063. Finish to be standard polyester-based paint and to coordinate with fabric. Ends fitted with polycarbonate end caps measuring 2¹³/₁₆" x 2⁹/₃₂" color-coordinated with fabric.

- 3. LIFTING/ ROTATION MECHANISM:** White polycarbonate spring tempered rotary clutch system raises, lowers and tilts shading when activating 1 1/2" tubular aluminum rotator rail. White polycarbonate limit assemblies control vane over-rotation. Color-coordinated braided polyester 2.4mm diameter cord loop with tensioner to secure cord loop. Located on either side of individual shade unit as per architect's request.
- 4. MOUNTING HARDWARE:** Manufacturer's standard white polycarbonate hidden brackets, provide a sleek, unobtrusive appearance.
- 5. ADDITIONAL AVAILABLE OPTIONS:** Headrail Dust Cover, Back Cover, Oversized Rail, Motorization, Optional Cord Lengths, Hold Down Brackets.

2.03 FABRICATION

- A.** Blind measurements shall be accurate to within ± 1/8" or as recommended in writing by manufacturer.

Operating Systems

EasyRise™

This continuous cord loop and clutch assembly makes operating large shadings easier.

UltraGlide®

Raise, lower and tilt shadings with one retractable cord.

Tilt-Only

Shadings cannot be raised or lowered, but vanes may be positioned from fully open to fully closed. For narrow windows.

Two-On-One Headrail

Two shadings share the same headrail; each shade operates independently.

Motorization

Versatile range of motorization and control options to maximize shading benefits.

Specialty Shapes


Options include: perfect and imperfect arch and extended arch, angle, trapezoid, circle, perfect and imperfect quarter circle, hexagon, and octagon.

FR Fabrics

- 3" vanes
- Available in Originale™ classic translucent woven fabric and Bon Soir™ light dimming fabric
- Fabrics meet or exceed all requirements of NFPA 701 small-scale flammability testing for commercial applications
- Winter R-value / low-e double glazing = 4.02 (Originale), 4.00 (Bon Soir)
- Solar heat gain coefficient / low-e double glazing = .38 (Originale), .30 (Bon Soir)
- UV protection closed 99% (open up to 88%)

Additional Options

Inside mount, outside mount, end mount (max width =84"), dust covers, optional cord drop lengths - color-coordinated sizes: 2', 3', 4', and 5' for standard and oversized rails. White available in a 1' length, and 12' increments from 6 – 16' lengths.



Shading sizes vary based on fabric selection and hardware system. See Specifications section in the binder or visit our website for a complete list of product specifications.

FR Vertical Blinds



Our exceptionally durable FR Vertical Blinds feature a range of pantagraph and carrier train systems that fit in a variety of applications, including choices for curves, slopes, and motorization.

Benefits:

- Certified for low emissions by the GREENGUARD Environmental Institute and passes the stricter requirements of GREENGUARD Children and SchoolsSM.
- Highly durable pantagraph and carrier train systems rotate louvers 180° for tight closure.
- Energy efficient.
- Materials meet or exceed all requirements of NFPA 701 small scale flammability testing for commercial applications.
- Lifetime Guarantee

CSI Specifications

PART 2 – PRODUCTS

2.01 ACCEPTABLE MANUFACTURER

- A.** Hunter Douglas Contract/ 12250 Parkway Centre Dr. / Poway, CA 92064/ Phone: 800-727-8953 Fax: 800-205-9819/ Website: www.hunterdouglascontract.com, or architect approved equivalent.
- B.** Product substitutions must be approved by architect minimum of 30 days prior to close of bid.

2.02 VERTICAL BLINDS

A. PRODUCT: Hunter Douglas "Contract FR Vertical Blind"

B. MATERIALS:

- 1. LOUVERS:** Vinyl extruded from PVC 3½" (optional 2" flat & flat perforated) wide x .032" maximum thickness curved (optional flat, flat perforated) with standard overlap of not less than ⅜" and stacking 7/32" apart. Groovers extruded from PVC with .030" maximum thickness with 1/8" clear lip to accept inserts of all available commercial fabrics. Fabric to be flame retardant polyester (Cumulus FR, Paxton FR). Curved .008" gauge 3½" wide heat-treated extruded aluminum, dip coated with baked polyester coating. Finish with manufacturer's standard colors selected by architect from manufacturer's available contract colors.
- 2. CHANNEL:** Standard type (PermAlign®) measuring 1¾" x 1⅝" x .045" thick constructed of painted ivory aluminum. Internally fit with .24" diameter heavy-duty extruded aluminum tilt rod, engineered thermal plastic carrier trucks, end caps and components required for specified performance and designed for smooth, quiet, trouble free operation.
- 3. CARRIER TRUCKS:** Engineered thermal plastic 7/16" thick and 1⅝" wide with wheels and worm-and-spur gears to ensure rotation with perfect alignment and synchronization. Solid molded engineered thermal plastic asymmetrical carrier stems provide ease of louver

installation and removal. Wheel-less lead carrier moves along elongated bearing surface.

- 4. SPACER LINKS:** Stainless steel 5/16" x .008" spacer links smoothly space and stabilize carrier trucks.
- 5. ROTATION:** Standard #6 (#10 for heavy duty or large applications) qualified nickel-plated brass tilt chain provides 180 degrees direct rotation by activating tilt gear within end cap assembly (#10 standard with covered end cap assembly and 3 to 1 ratio) in turn actuating heavy-duty extruded aluminum tilt rod and worm-and-spur gears in carrier trucks. Located on either side of individual blind unit as per architect's request.
- 6. TRAVERSING:** Stretch-resistant, non-fraying, and lint free lock knit polyester cord provide traversing capabilities for side, center, and off-center draws.
- 7. MOUNTING HARDWARE:** Manufacturer's standard L-bracket with clip (outside mounts) & clip only (inside mounts) provide required support.
- 8. ADDITIONAL AVAILABLE OPTIONS:** Valance, Wand Control, Motorization, Bronze Rail, PC0440 (Anodized Aluminum) – PermaTrak® (Painted Grey) - & Specialty Track (Anodized Aluminum) Headrail Systems.

2.03 FABRICATION

- A.** Blind measurements shall be accurate to within ± 1/8" or as recommended in writing by manufacturer.

Operating Systems

PermaTilt®

Wand control system combines both tilt and traverse functions in one easy-to-use control, completely eliminating the standard chain and cord.

PermAlign®

Stainless-steel carrier train system (5/16" x .008"). Max. size 16 ft.

PermaTrak®

Plastic carrier train system (5/16" x .025"). Max size 16 ft.

PC0440

Stainless-steel carrier train system (5/16" x .025"). Max size 25 ft.

Motorization

Hunter Douglas motorized window coverings are designed for guaranteed operation and precise control.

Specialty Tracks

Available in straight, curved, sloped, top/bottom track, and arch configurations. Motorization available. Max size 20 ft. Celcon bead chain.

FR Materials

- | | |
|----------|---|
| Vinyl | <ul style="list-style-type: none">• Available with .030" gauge, flat (2" x 3 ½"), and curved (3 ½") louvers. Perforated louvers (13% openness), available in 2" and 3 ½" gray, ivory, and white |
| Aluminum | <ul style="list-style-type: none">• 3 ½" curved spring-tempered aluminum (.008") |
| Fabric | <ul style="list-style-type: none">• Fabrics meet or exceed all requirements of NFPA 701 small scale flammability testing• 3 ½" louver |

Additional Options

PermAssure® safety wand, motorization, bottom chains, bronze track (PermAlign® only), optional wand control, PermaClear® groovers, valance, sealed bottom weights, covered end caps.



Blind dimensions vary based on material and hardware system. See Specifications section in the binder, or visit our website for complete list of size limitations.

Vignette® FR Modern Roman Shades



The soft overlapping folds of Vignette® FR Modern Roman Shades offer the style of a custom roman shade, as well as the ease and durability of a roller shade.

Benefits:

- Certified for low emissions by the GREENGUARD Environmental Institute and passes the stricter requirements of GREENGUARD Children and SchoolsSM.
- Energy-efficient design creates an insulating layer of air to keep heat in during the winter and out during the summer. Provides 99% UV blocking.
- The fabrics are specially woven to hold their shape and style.
- Soil and dust resistant materials require minimal cleaning.
- All fabrics are available in cut yardage to coordinate with other room elements.
- Lifetime Guarantee

CSI Specifications

PART 2 – PRODUCTS

2.01 ACCEPTABLE MANUFACTURER

- A.** Hunter Douglas Contract/ 12250 Parkway Centre Dr. / Poway, CA 92064/ Phone: 800-727-8953 Fax: 800-205-9819/ Website: www.hunterdouglascontract.com, or architect approved equivalent.
- B.** Product substitutions must be approved by architect minimum of 30 days prior to close of bid.

2.02 COMMERCIAL WINDOW SHADINGS

A. PRODUCT: Hunter Douglas "Vignette FR Window Shadings"

B. MATERIALS:

- 1. FABRIC:** Combination of permanent flame-resistant 100% polyester fabrics on both front and rear. Constructed of looped overlapping 4" fabric folds located on front with neutral white back fabric providing uniform exterior look. Fabric combination transmits filtered light with no view through. Finish selected by architect from manufacturer's available contract colors.
- 2. HEAD/BOTTOM RAIL:** Standard headrail type measuring 3.8125" x 3.3125" x .040" thick constructed of aluminum alloy 6063 conceals shading when fully raised. Internally fit with components required for specified performance and designed for

smooth, quiet, trouble-free operation. Matching fabric-covered tubular-shaped steel bottom rail provides uniform look. Headrail finish to be standard polyester-based paint and to coordinate with fabric. Ends fitted with engineering plastic end caps measuring 3¹³/₁₆" x 3.1875" color-coordinated with front fabric.

- 3. LIFTING/ ROTATION MECHANISM:** White engineering plastic spring-tempered rotary clutch system raises and lowers shading providing ease of operation when continuous cord loop is activated and holds shadings in place until force is applied. Color-coordinated braided polyester 2.4mm diameter cord loop with tensioner to secure cord loop. Located on either side of individual shade unit as per architect's request.
- 4. MOUNTING HARDWARE:** Manufacturer's standard white engineering plastic hidden brackets, provide a sleek, unobtrusive appearance.
- 5. ADDITIONAL AVAILABLE OPTIONS:** Coordinating Fabric Covered Headrail, Motorization, Optional Cord Lengths, Hold Down Brackets.

2.03 FABRICATION

- A.** Blind measurements shall be accurate to within $\pm 1/8$ " or as recommended in writing by manufacturer.

Operating Systems

EasyRise™ Continuous Cord Loop Control

This continuous cord loop and clutch assembly makes operating large shades easier.

Multi-Panel

Matched panels span larger openings. Two or three-panel configurations share the same headrail and bottom rail and operate as one shade.

Two-On-One Headrail

Two standard rectangular shades share the same headrail but operate independently.

Top-Down/Bottom-Up

The shades operate from either the top down or the bottom up.

Motorization

Versatile range of motors and controls to maximize shading benefits.

Specialty Shapes

Perfect, imperfect and extended arches and angles. Shades are non-operable and remain in lowered position.

FR Fabrics

- Traditional™ 4" contoured fold or Tailored™ 6" flat fold
- Available in two textured fabrics and over 10 colors
- Neutral white backing affixed to woven front fabric
- Fabrics meet or exceed all requirements of NFPA 701 small scale flammability testing for commercial applications
- Winter R-value = 4.39 translucent fabrics; 4.53 EveScape™ room darkening fabrics
- Solar heat gain coefficient = 0.28 (all fabrics)
- UV blockage 99%
- EveScape™ room darkening available

Additional Options

Spacer blocks, hold-down brackets, extension brackets, non-standard cord drop lengths (white only), color-coordinated cord loop and end caps, inside mount, outside mount, end mount.



Shade sizes vary based on fabric selection and hardware system. See Specifications section in the binder, or visit our website for a complete list of product specifications.

Palm Beach™ FR Polysatin Shutters



Resistance to heat, mold, and mildew, along with the lightweight design, make Palm Beach™ FR Polysatin Shutters ideal for a wide range of commercial and contract applications.

Benefits:

- Certified for low emissions by the GREENGUARD Environmental Institute and passes the stricter requirements of GREENGUARD Children and SchoolsSM.
- Designed with pockets of air to keep the individual pieces of the shutter system from transferring energy. An R-value of 3.40 helps reduce HVAC costs.
- GREENGUARD® listed for microbial resistance.
- Meets or exceeds all requirements of NFPA 701 small scale flammability testing for commercial applications.
- Lifetime Guarantee

CSI Specifications

PART 2 – PRODUCTS

2.01 ACCEPTABLE MANUFACTURER

A. Hunter Douglas Contract/ 12250 Parkway Centre Dr. / Poway, CA 92064/ Phone: 800-727-8953 Fax: 800-205-9819/ Website: www.hunterdouglascontract.com, or architect approved equivalent.

B. Product substitutions must be approved by architect minimum of 30 days prior to close of bid.

2.02 COMMERCIAL SHUTTERS

A. **PRODUCT:** Hunter Douglas “Palm Beach™ FR Polysatin Shutters”

B. MATERIALS:

1. **ROTATION SYSTEM:** Palmetto™ tilt bar (optional Lantana™ gear-driven without tilt bar) system provides tight and uniform closure of all louvers at once. Internally fit with components for required specified performance and designed for smooth, quiet, trouble-free operation. Tilt bar positioned on front and centered on each panel. (Palmetto available with optional offset rear panel tilt bar).
2. **LOUVERS:** NFPA 701 compliant flame retardant exterior grade polysatin vinyl extrusions in 2³/₈" (optional 3³/₈") tapered louvers rotating 180 degrees when actuated by tilt bar (optional Lantana™ gear-driven) rotation system. Equidistant computer positioned louvers allow for equal spacing providing uniform look from shutter to shutter. Constructed to prevent fading, cracking, peeling, and warping of materials. Finish to be standard impregnated color throughout and to match panel and frame.
3. **PANEL:** NFPA 701 compliant flame retardant exterior grade polysatin vinyl 4" (optional 2") top and bottom rail with full-length aluminum reinforced stiles (and

T-posts when required) providing maximum strength at all stress points. Color matching stile covers and polycarbonate stile caps conceal fabrication hardware providing finished look. (Horizontal divider rails provide additional strength for larger heights). Constructed to prevent fading, cracking, peeling, and warping of materials. Finish to be standard impregnated color throughout and to match louvers and frame.

4. **FRAME:** Contemporary frame with 2¹/₈" overall depth and ¹⁵/₁₆" backside overall width (traditional frame overall depth 2³/₈" and 2⁵/₈" backside overall width, Colonial frame overall depth 2", overall width 2⁵/₁₆", backside width ⁵/₁₆", Z-Frame overall depth 2", overall width 2¹/₁₆", backside width ⁵/₁₆") constructed of exterior grade polysatin flame retardant compliant with NFPA 701 designed to compensate for out-of-square windows, provide superior light blockage, and ease of installation. Hinges to match frame, panel, and louvers.
5. **TRACKS:** Optional Bi-Fold (overall depth 2⁷/₈", overall backside width 2") and Bypass (overall depth 4¹/₂", overall backside width 2") track system available.
6. **MOUNTING HARDWARE:** Manufacturer's standard screws allow for an easy and proper installation.
7. **ADDITIONAL AVAILABLE OPTIONS:** Stainless Steel Hinges, Removable Pin Hinge, Double-hung Panel Configuration, Café Style Configuration, Astragal.

2.03 FABRICATION

- A. Shutter measurements shall be accurate to within ± 1/8" or as recommended in writing by manufacturer.

Options

Standard Panel Systems

Panels can be hinged on either the right or left side in multiple panel configurations.

Bi-Fold Track Systems

Slides and folds open. Up to eight panels may be hinged together.

Bypass Track Systems

Shutter panels are not hinged; instead they slide on top tracks to open and close.

Operating System

Louvers open and close using either a traditional front tilt bar called Palmetto™, a discreet rear tilt bar call TruView™ or a completely hidden internal gear system called Lantana™.

FR Materials

- Patented polysatin construction
- Guaranteed never to warp, fade, chip, or peel
- UV resistant
- Meets or exceeds all requirements of NFPA 701
- R-value 5.68
- GREENGUARD® Certified
- Louver sizes available in 2 ½", 3 ½", 4 ½"
- Energy efficient

Additional Options

A wide range of framing and color options, hinge finishes, and specialty configurations to meet your design needs.



Shutter sizes vary based on operating system. See Specifications section in the binder, or visit our website for a complete list of product specifications.

FR Woven Woods Shades



A versatile, stylish choice. FR Woven Woods Shades come in an assortment of natural materials, including bamboo, reeds, and grasses, and a variety of colors and textures. Ideal for lounges, restaurants, spas and retail settings.

Benefits:

- Certified for low emissions by the GREENGUARD Environmental Institute and passes the stricter requirements of GREENGUARD Children and SchoolsSM.
- Durable operating systems assure high quality performance.
- Increased insulation at the window keeps heat in during the winter and out during the summer.
- Soil and dust-resistant materials require minimal cleaning.
- Lifetime Guarantee

CSI Specifications

PART 2 – PRODUCTS

2.01 ACCEPTABLE MANUFACTURER

- A.** Hunter Douglas Contract/ 12250 Parkway Centre Dr. / Poway, CA 92064/ Phone: 800-727-8953 Fax: 800-205-9819/ Website: www.hunterdouglascontract.com, or architect approved equivalent.
- B.** Product substitutions must be approved by architect minimum of 30 days prior to close of bid.

2.02 COMMERCIAL FR WOVEN WOOD SHADES

A. PRODUCT: Hunter Douglas "FR Woven Wood Shades"

B. MATERIALS:

- 1. FABRIC:** Flame retardant treated natural fabrics constructed of woods, reeds, bamboo, and grasses with 100% polyester yarns. Constructed of even overlapping folds when raised and hangs flat in fully lowered position. Fabric selections create sheer and semi opaque applications. Finish selected by architect from manufacturer's available contract colors.
- 2. HEAD/BOTTOM RAIL:** Standard headrail type measuring 1½" x ¾" constructed of wood. Mounted with components required for specified performance and

designed for smooth, quiet, trouble-free operation. Matching fabric-rolled ¾" x ¾" wood bottom rail provides uniform look.

- 3. LIFTING/ ROTATION MECHANISM:** Brown engineering plastic/antique finish metal pulleys with gravity feed cord lock raises and lowers shade providing ease of operation when cord is activated and holds shade in place until force is applied. Color-coordinated braided polyester 1.8mm diameter cord with color-coordinated wood tassel per individual cord. Located on either side of individual shade unit as per architect's request.
- 4. MOUNTING HARDWARE:** Manufacturer's standard metal brackets allow for ceiling or wall installation.
- 5. VALANCE:** Standard 6½" in height attached to front edge of headrail system provides uniform look to shade. Standard 1½" valance returns provide uniformity to side view of shade.
- 6. ADDITIONAL AVAILABLE OPTIONS:** Clutch Operation, Top-Down/Bottom-Up Applications, Motorization, Optional Cord Lengths, Hold Down Brackets, Extension Brackets.

Operating Systems



Standard Cordlock

Standard cord operation.



Continuous Cord & Clutch

Superior lifting system makes even the largest shades easy to operate.



Multiple Shades On One Headrail

Two or three shades share the same headrail. Standard cordlock or continuous clutch operation. Width dimensions vary depending on configuration and fabric.



Top-Down/Bottom-Up

Operate shades from the top down, the bottom up or in combination.



Motorization

Versatile range of motors and controls to maximize shading benefits.



Specialty Angle Top


For slanted windows or ceilings to create a dramatic effect.

FR Materials

- Created from select natural woods, reeds, bamboos, and grasses
- Material meets or exceeds all requirements of NFPA 701 small scale flammability testing for commercial applications
- Blackout liner options enhance privacy and provide room-darkening capabilities
- Block 99% of UV to prevent fading
- Winter R-value = 4.82
- Solar shading coefficient = 0.24

Additional Options

Ceiling brackets, extension brackets, hold-down brackets, hobbled style, edge banding, additional valance heights, opacity options.



Shade sizes vary based on material selection and hardware system. See Specifications section in the binder, or visit our website for a complete list of product specifications.

FR Pleated Shades



Offering superb control of privacy, daylight and solar heat gain, our versatile FR Pleated Shades are available in a wide variety of colors.

Benefits:

- Certified for low emissions by the GREENGUARD Environmental Institute and passes the stricter requirements of GREENGUARD Children and SchoolsSM.
- Increased insulation at the window keeps heat in during the winter and out during the summer.
- Durable operating systems assure high quality performance.
- Soil and dust-resistant materials require minimal cleaning.
- Lifetime Guarantee

CSI Specifications

PART 2 – PRODUCTS

2.01 ACCEPTABLE MANUFACTURER

- A.** Hunter Douglas Contract/ 12250 Parkway Centre Dr. / Poway, CA 92064/ Phone: 800-727-8953 Fax: 800-205-9819/ Website: www.hunterdouglascontract.com, or architect approved equivalent.
- B.** Product substitutions must be approved by architect minimum of 30 days prior to close of bid.

2.02 PLEATED SHADES

A. PRODUCT: Hunter Douglas "FR Pleated Shades"

B. MATERIALS:

- 1. FABRICS:** Inherently anti-static 100% polyester with 1" pleats extending full width of opening and providing compacted appearance when fully raised. (Castille FR fabric with energy efficient metallized backing containing thin layer of aluminum bonded to fabric back for increased energy savings and UV protection). Finish selected by architect from manufacturer's available contract colors.
- 2. HEAD/BOTTOM RAIL:** Standard type measuring 1.0625" x .447" x .040" thick constructed of aluminum alloy 6063. Internally fit with components required for

specified performance and designed for smooth, quiet, trouble-free operation. Finish to be standard baked-on enamel and to coordinate with fabric. Ends fitted with polycarbonate end caps color-coordinated with rails.

- 3. LIFTING MECHANISM:** Molded polycarbonate plastic cordlock color-coordinated to fabric with stainless steel components. Color-coordinated braided polyester .0354" lift cord, safety tassel, and stop-ball. Located on either side of individual shade unit as per architect's request.
- 4. MOUNTING HARDWARE:** Manufacturer's standard polycarbonate universal hidden brackets, provide a sleek, unobtrusive appearance.
- 5. ADDITIONAL AVAILABLE OPTIONS:** Easy Glide™, Top-Down, Top-Down/Bottom-Up, 2 Blinds on 1 Headrail, Specialty Shapes, LiteRise®, Skylight Systems, Hold Down Brackets.

2.03 FABRICATION

- A.** Blind measurements shall be accurate to within $\pm 1/8$ " or as recommended in writing by manufacturer.

Operating Systems



Standard Cordlock

Standard cord operating system.



LiteRise®

No pull cords or cord loops; hidden control system enables shades to be easily raised or lowered.



SoftGlide®

This continuous cord loop and clutch assembly makes operating large shades easier.



Two-On-One Headrail

Two shadings share the same headrail; each shade operates independently.



Top-Down/Bottom-Up

Operate shades from the top down, the bottom up or in combination.



Motorization

Versatile range of motors and control options to maximize shading benefits.



Specialty Shapes

Options include: arches, angles, circles, quarter circles, hexagons, octagons, trapezoids, and skylights.

FR Fabrics

- 1" pleat
- Available in two fabrics: Versailles semi-opaque and Castille semi-sheer
- Fabrics meet or exceed all requirements of NFPA 701 small-scale flammability testing for commercial applications
- Metallized fabric (Castille) for energy savings and sun reflection
- Winter R-value / Double Glazing Castille = 2.00/
Versailles = 2.32
- Summer Shading Coefficient / Double Glazing Castille = .50/
Versailles = .30

Additional Options

Inside or outside mount, spacer blocks, extension brackets, end mount brackets.



Shade dimensions vary based on fabric selection and hardware system. See Specifications section in the binder or visit our website for complete list of size limitations.

Skyline™ FR Gliding Window Panels



Ideal for large expanses of glass, Skyline™ FR Gliding Window Panels traverse horizontally, sliding across the window on a slim track. This innovative system features a smooth, reliable mechanism and a selection of sophisticated shading fabrics. Shades even the largest glazing areas while maintaining clean, architectural lines.

Benefits:

- Select fabrics are certified for low emissions by the GREENGUARD Environmental Institute and pass the stricter requirements of GREENGUARD Children and SchoolsSM.
- Patented two-channel, single track allows any number of panels on one headrail.
- Energy efficient.
- Interlocking bottom-weight system increases panel stability and eliminates tangling.
- Lifetime Guarantee

CSI Specifications

PART 2 – PRODUCTS

2.01 ACCEPTABLE MANUFACTURER

A. Hunter Douglas Contract/ 12250 Parkway Centre Dr. / Poway, CA 92064/ Phone: 800-727-8953 Fax: 800-205-9819/ Website: www.hunterdouglascontract.com, or architect approved equivalent.

B. Product substitutions must be approved by architect minimum of 30 days prior to close of bid.

2.02 PANEL TRACK SYSTEMS

A. PRODUCT: Hunter Douglas Skyline™ FR Gliding Window Panels

B. MATERIALS:

1. FABRICS: Inherently anti-static, flame retardant, fade and stain resistant fabrics providing 0% - 14% openness factors. Fabric weights to range between 11.79 oz/sq.yd. – 14.60 oz/sq.yd. containing fiberglass, PVC, polyester, & vinyl coatings. Finish selected by architect from manufacturer's available contract colors. Panel widths available in 11½" and 17".

2. CHANNEL: Patented anodized aluminum dual channel single track system measuring 2½" x ¾". Internally fit with components required for specified performance and designed for smooth, quiet, trouble-free operation.

3. TRAVERSING: Stretch-resistant, non-fraying, and lint-free lock knit polyester cord provides traversing capabilities for left, right, and split stack draws.

4. BOTTOM WEIGHT: Powder coated color-coordinated aluminum interlocking bottom weight provides panel stability and alleviates panel tangling.

5. MOUNTING HARDWARE: Manufacturer's standard L-bracket with clip (outside mounts) and clip only (inside mounts) provide required support. Available in 3 color options Bronze, Plated, and Ivory.

6. ADDITIONAL AVAILABLE OPTIONS: Valance, Wand Control

2.03 FABRICATION

A. Shade measurements shall be accurate to within ± 1/8" or as recommended in writing by manufacturer.

Operating Systems



Manual Cord Control

Fits rectangular window openings; opens and closes from side to side.



Manual Wand Control (Single/Dual)

Dual wand control allows each side to operate independently.



Room Divider Kit

Available to facilitate use of product to define interior spaces.



Valance

Four valance options available: standard, sleek metal, fabric valance, or box valance for room divider applications.



Fabric Wrapped Large Cassette Top Treatment

Available up to 192".



Motorization


Featuring PowerGlide® 2.0 with Platinum™ Technology. Drives unit up to 384". Features color-coordinated motor cover for seamless look.

FR Fabrics

- Two panel widths - 11 ½" and 17" - create uniformity within any room and provide minimum stackback for maximum view-through.
- Fabrics available in 0% - 14% openness.
- Fabrics meet or exceed all requirements of NFPA 701 small scale flammability testing for commercial applications.

Additional Options

Left, right, or split stack configuration, left or right control, spliced headrail to achieve widths to 384".



Shade sizes vary based on panel configuration. See Specifications section in the binder, or visit our website for a complete list of product specifications.



Royal Caribbean Cruises (Roller Shades)

RELATED PROJECTS LIST

Project: World Headquarters for IFAW,
Yarmouth Port, MA
Architect: designLAB architects
Product: Roller Shades

Project: Reflections at Bloomington Central,
Bloomington, MN
Architect: Elness Swenson Graham Architects with
architectsAlliance
Product: Motorized Roller Shades

Project: Hancock Bank Building, Gulfport, MS
Architect: Grace & Hebert Architects
Product: Manual Roller Shades

Project: Royal Caribbean, Springfield, OR
Architect: Workstage; Integrated Architects
Product: Roller Shades

Project: Huguley Memorial Medical Center, Fort Worth, TX
Product: 400+ Manual Roller Shades, GlacierScreen™

Project: EPA Region 8 Headquarters, Denver, CO
Architect: Zimmer Gunsul Frasca Architects LLP/Opus A&E, Inc.
Product: H200 FR Aluminum Horizontal Blinds, motorized

Project: Bel Air High School, Bel Air, MD
Dealer: M & B Contract Specialties
Product: CD80 Aluminum Horizontal Blinds

Project: Great River Energy, Maple Grove, MN
Dealer: Aero Drapery
Product: FR Aluminum Horizontal Blinds, Perforated

Project: Eglin O Club, Eglin AFB, FL
Architect: Hodel Window Covering, Inc.
Products: Duette® FR Honeycomb Shades,
Silhouette® FR Window Shadings

Project: The Metropolitan Midtown, Charlotte, NC
Dealer: The Blind Man of North Carolina
Product: CD80 Aluminum Horizontal Blinds

Project: The Clare at Water Tower, Chicago, IL
Dealer: Indecor Inc.
Product: CL62 Aluminum Horizontal Blinds

Project: JPS Hospital, Fort Worth, TX
Product: 500+ Manual and Motorized Roller Shades

Project: Northeastern University, Boston, MA
Dealer: Ver-Tex
Product: CD80 Aluminum Horizontal Blinds



IFAW Headquarters (Roller Shades)



Pritzker Realty Group at Hyatt Center, Chicago, IL (Aluminum)

ABOUT HUNTER DOUGLAS

For the last 60 years, we have been fortunate enough to help turn countless innovative sketches into innovative buildings. Architects and designers from around the world have taken advantage of Hunter Douglas' unmatched project development, service, and support. Chances are, you have seen more of Hunter Douglas than you think. Just look around. With major operation centers in North America, Europe, Latin America, Asia and Australia, we have contributed to thousands of high-profile installations, from retail and commercial facilities to major transit centers and government buildings. Not only are the world's architects and designers our partners, they are our inspiration. As they continue to raise the bar for excellence, we are creating projects to bring their visions to life.

COMMITMENT TO SUSTAINABILITY

From products, to processes, to philanthropy, environmental responsibility is a core Hunter Douglas value. We are the worldwide leader in creating innovative, energy-efficient window fashions. Our commitment to minimizing our own impact on the environment includes aggressive plans to reduce energy consumption by 15%, water usage by 40%, and overall carbon emissions by 20% over a three-year period.

FOR MORE INFORMATION

- 800.727.8953
- www.hunterdouglascontract.com/windowcoverings


HunterDouglasContract

WINDOW COVERINGS

CEILING

SOLAR CONTROL

FAÇADES



Your local distributor:



Bartley Group, Inc.
YOUR SOLUTION!™

Contact us:

The Bartley Group Inc.

TollFree: +1 888 846 0029

Web: www.bartleygroupinc.com

E-mail: info@bartleygroupinc.com

This brochure was printed using:



30% Post Consumer Waste



Mixed Sources

Product group from well-managed forests, controlled sources and recycled wood or fiber.
www.fsc.org Cert no. BV-COC-080105
© 1996 Forest Stewardship Council



By using post consumer recycled fiber in lieu of virgin fiber paper stock:

10 trees were preserved for the future.

28 lbs. of water-borne waste were not created.

4,143 gallons of waste water flow were saved.

458 lbs. of solid waste were not generated.

903 lbs. of net greenhouse gases were prevented.

6,907,950 BTUs of energy were not consumed.

Hunter Douglas Contract Window Coverings
12250 Parkway Center Drive, Poway, CA 92064
Customer Service: 800.727.8953
Fax: 800.205.9819
www.hunterdouglascontract.com/windowcoverings

©2009 Hunter Douglas Inc.® and ™ is a trademark of Hunter Douglas Inc.

The GREENGUARD INDOOR AIR QUALITY CERTIFIED mark is a registered certification mark used under license through the GREENGUARD Environmental Institute.

