




STIHL VACUUMS

	Power Source Type	Voltage (V)	Motor Output (kW/amps)	Weight (lbs.)*	Suction (mbar/in H ₂ O)	Air Flow (L/min / cfm)	Container Capacity (L/gal.)	Suction Hose Length (m/ft.)	Power Cord Length (m/ft.)	Hose Diameter (mm)	Standard with Universal Nozzle and Crevice Tool	Wet/Dry Vacuuming Options	Switchable Floor Nozzle	Handle with Quick Release Coupling	Multiple Filter System	Caring for Nature
NEW! SEA 20	AS	10.8	–	2.4	80	1,020/36	–	–	–	–	–	–	–	–	–	–
SE 33		120	1.0/8.3	11.7	210/84	3,600/127	12.0/3.2	2.0/6.6	4.0/13.1	32	○	●	●	–	●	–
SE 62		120	1.0/8.3	16.5	210/84	3,600/127	20.0/5.2	2.5/8.2	5.0/16.4	32	●	●	●	–	●	–
SE 122		120	1.2/10.0	26.7	250/100	3,700/130	30.0/7.9	3.0/9.8	7.5/24.6	36	●	●	●	●	●	–

● Standard ○ Optional – Not Applicable

*Dry weight.

Note: Specifications are as of Oct. 1, 2022. For most recent updates, visit STIHLusa.com. Models and specifications are subject to change without notice. Manufacturer reserves the right to change appearance, function and components of any STIHL product without prior notice or liability.