

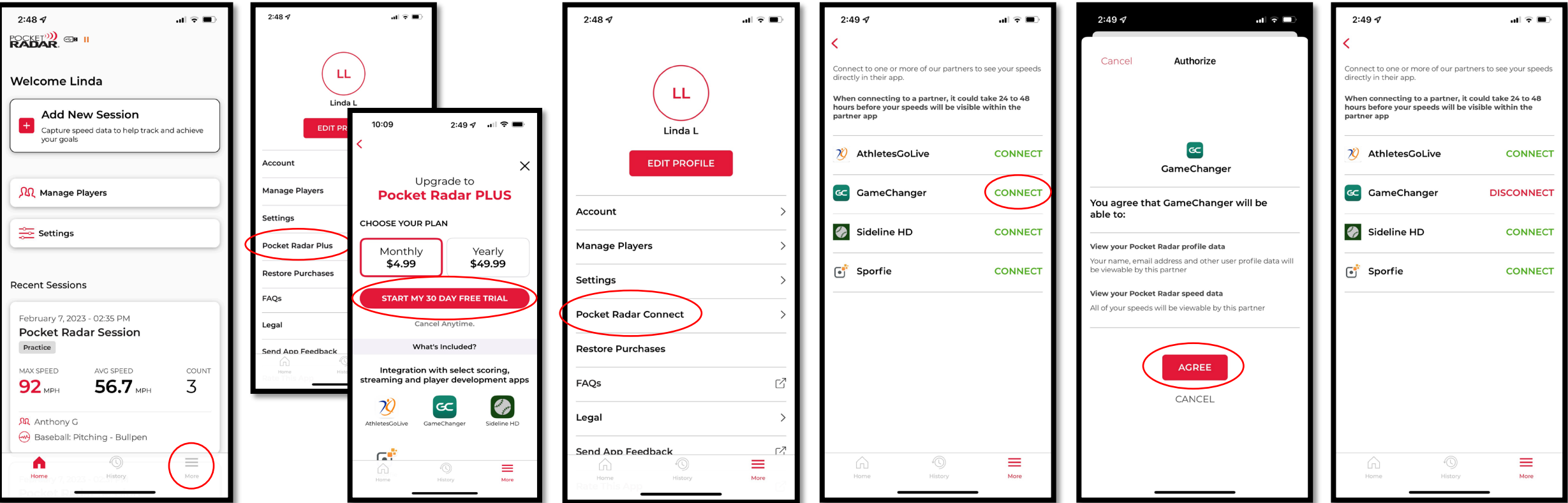
The GameChanger integration is part of the Pocket Radar Connect feature of the Pocket Radar Sports app. This feature requires a Pocket Radar PLUS subscription.



How to set up the connection with GameChanger: First, make sure you are logged in to the Pocket Radar Sports app with the same email that you score in GameChanger.

The Pocket Radar PLUS subscription is only supported on the phone that you buy the subscription on and other iOS devices using the same Apple ID. Make sure that you buy the subscription on the same device that you will use on the field to capture speeds, or another phone that you own with the same Apple ID. It won't work on your friends' or relative's phones.

- 1. In the Pocket Radar Sports app, go to the **More** page and tap the **Pocket Radar PLUS** link to purchase the subscription. A month free trial is included.
- 2. After purchasing the subscription, go back to the More page and tap the **Pocket Radar Connect** link.
- 3. On the Pocket Radar Connect page, you should see GameChanger listed.
- 4. If you see CONNECT next to GameChanger, tap on the CONNECT link.
- 5. After pressing CONNECT, the connection is usually established with GameChanger within a few minutes but may take up to 48 hours.

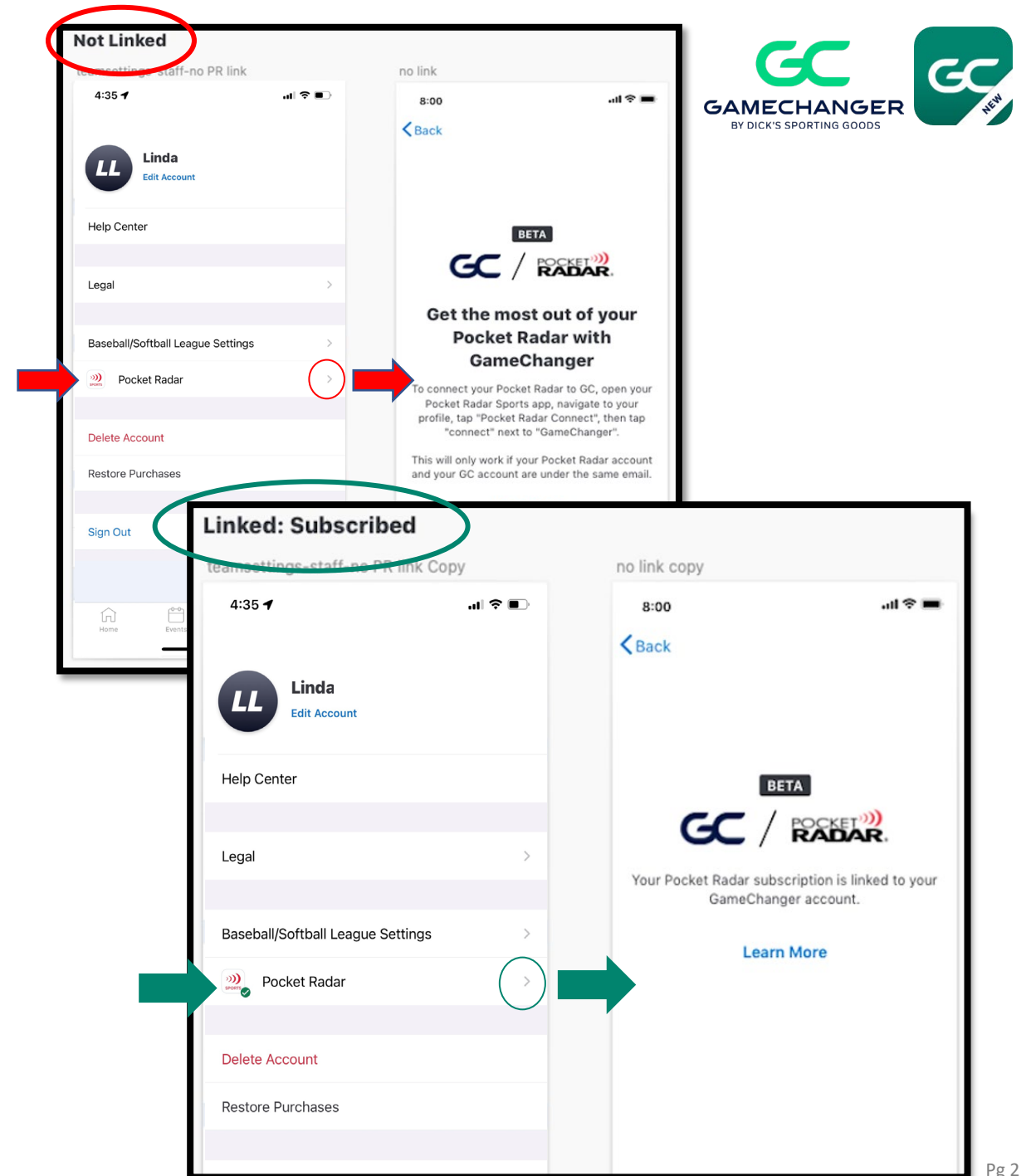


Connecting to GameChanger


Make sure all your devices have the latest version of GameChanger.

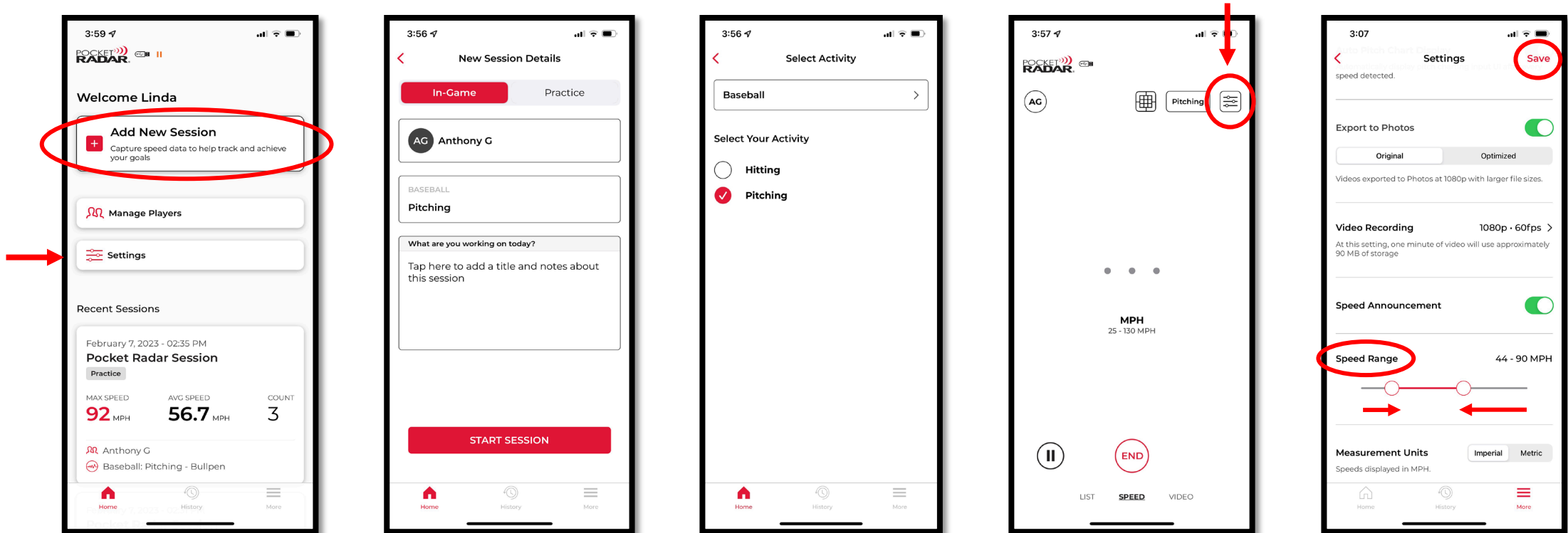
Open GameChanger, go to **Account** – look for Pocket Radar and look for the green check mark. Don't see it?

- It could take up to 48 hours for the devices to sync the first time *though typically it's much quicker*.
- If you don't see the message "Your Pocket Radar subscription is linked to your GameChanger Account", try the following:
 - a. Confirm you have logged into PR and GC using the same email address (they must match)
 - b. The Pocket Radar PLUS subscription is only supported on the phone that you buy the subscription on and other iOS devices using the same Apple ID.
 - c. Log out and back into GameChanger and check Account again and look for the check mark next to the Pocket Radar logo.
 - d. Still not there? Go back to the **Pocket Radar App > More > Pocket Radar Connect > disconnect** then **reconnect** back to the GameChanger.
 - a. Try refreshing your screen (pull down from the top of your device screen). If the check mark isn't there yet, we recommend you restart your phone.
 - e. Log back into GC > Accounts and look for the check mark next to the Sports logo. **It may take a minute to show.**
 - f. Don't see the check mark? Try steps C-E again.



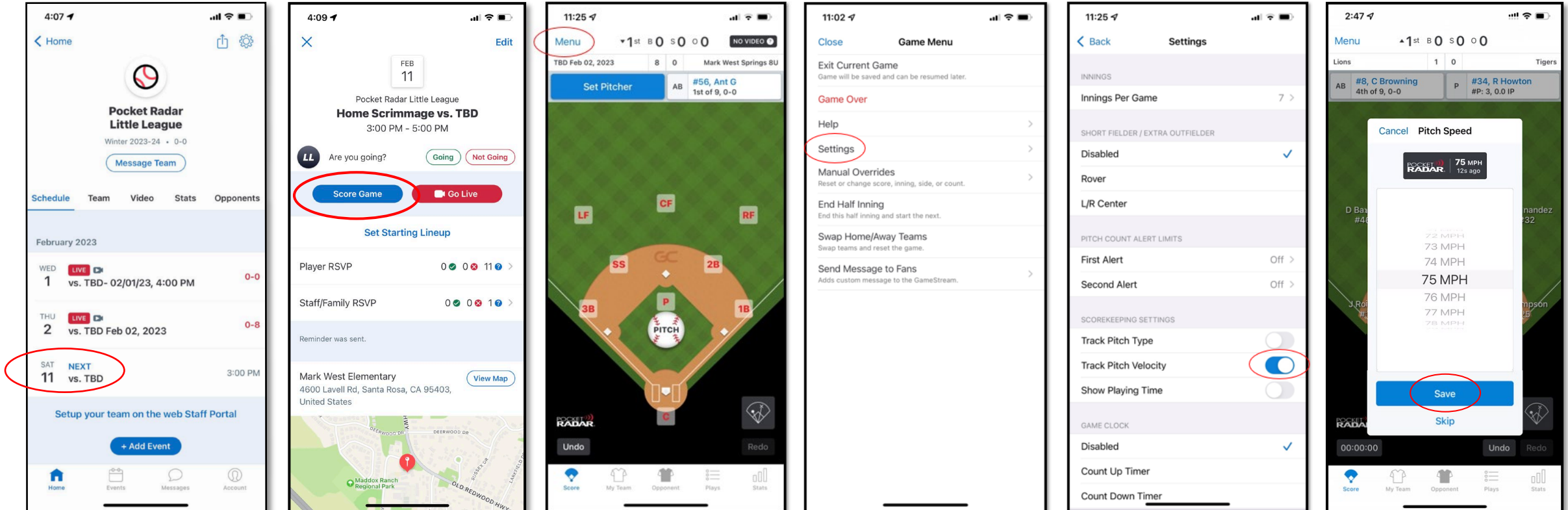
To start sharing velocities with GameChanger, open your Pocket Radar Sports App.

1. Connect to your radar to your device and **Add New Session**.
2. Select **In-Game, Athlete, Activity** (hitting or pitching), and **Start Session**. This will put the radar into constant-on mode “CON” will flash. The radar will automatically capture speed readings without having to trigger the radar manually.
3. To eliminate the throw back, go to **Settings** from within the session  or from the welcome screen and restrict **Speed Range** as necessary. Any speed that falls outside of these parameters will not be picked up. Make sure to **Save** your settings.
4. We highly recommend using an external battery pack as batteries will drain quickly when the radar is in constant mode.
5. Put the app in the background and open the partner app.



Typical Use: Run GameChanger (scorekeeper) & Pocket Radar Sports App on the same iOS device.

1. **Log into each account using the same email address** on the device that made the Pocket Radar subscription purchase
2. Make sure your iPhone or iPad is on the latest version of GameChanger
3. Enter **scorekeeping** mode by tapping "Score Game"
4. From Menu > Settings make sure the **Pitch Velocity Tracking** setting is toggled on
5. In GameChanger, enter the game and use the **Pitch menu** to begin scoring
 1. GameChanger will **preselect the most recent pitch velocity** from Pocket Radar
 2. **Tap Save to confirm the velocity**
 3. After the scorekeeper confirms the velocity, it will **appear in the play-by-play and on the video scoreboard**



Typical Set Up: Run both apps on one device (iOS only)

Log into Pocket Radar and GameChanger using the same email address.

Device 1 (iOS only) – Run Pocket Radar on this device, start a session and then background the app. Open GameChanger and keep score on this device.

Alternative Set Up: Run two devices

Login to Pocket Radar and GameChanger using the same email address

Device 1 (iOS or Android) - Run Pocket Radar on this device to capture speeds (or videos with embedding speeds). This device must have the same Apple ID (iOS) as the phone you bought the Pocket Radar PLUS subscription with (typically the same phone or another phone you own - not a friend or relative's phone).

Device 2 (iOS) - Run GameChanger and keep score on this device. This device can be any iPhone or iPad that runs GameChanger. It doesn't have to have the same Apple ID as device 1.

Alternative Set Up with Streaming:

Log into Pocket Radar and GameChanger using the same email address on device 1 & 2

Device 1 (iOS or Android) – Run Pocket Radar on this device to capture speeds or videos.

Device 2 (iOS) – Run GameChanger and keep score on this device.

Device 3 (iOS or Android) – Run GameChanger and stream game from this device (you can log into this device using another GC staff email address).

It's recommended you use a **dedicated internet connection for your devices** and not the Park Wi-Fi. Preferably a Hot Spot or Cellular Connection that is not being shared with others.

A GameChanger team can have up to four Staff Logins that allow access to Scoring however **the Pocket Radar Sports app user email must match one of the staff login emails**. Note that the Apple IDs of the Pocket Radar phone and the GC phone do NOT have to match. They can be any two phones.

Teams can also set the Video Streaming so that family and players may video stream. Whoever buys the subscription to Pocket Radar Connect, must use that iOS device/Apple ID to **capture speeds in the Pocket Radar Sports app** on game day. If teams have rotating scorekeepers **and you want to use the Pocket Radar Sports app on the same phone as the GameChanger Score Keeping app**, each of them will need to purchase the Pocket Radar subscription and run the Pocket Radar Sports App and keep score in GameChanger using their own email address. PR Connect is available on a monthly basis for \$4.99.

WANT TO STREAM YOUR GAME? Learn how to connect another device to stream video:

<https://teammanager.zendesk.com/hc/en-us/sections/360011729352-Live-Video-Streaming->

NOTES

- Currently only the iOS version of GC Score Keeper app integrates with Pocket Radar, so if you use the Android version of the Pocket Radar app to capture speeds, you will have to use a separate iPhone or iPad to score the game in GameChanger.
- The integration will only work on the new GameChanger and Pocket Radar Sports apps.
- Have specific questions about using GC? Email help@gc.com.
- Have questions about Pocket Radar? Email info@pocketradar.com.

