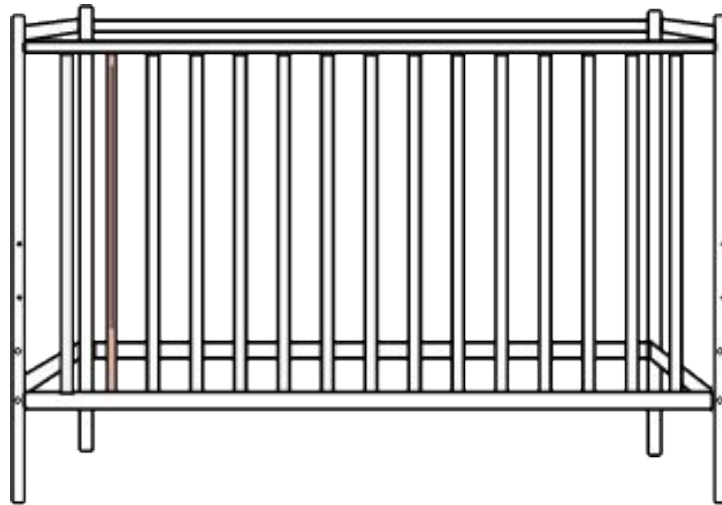


Woodies®

SAFE DREAMS

Instruction Manual

Smooth Cot



hola bb

AMSTERDAM

SAFETY (ENG)

Warning: Do not use the cot if any part is broken, torn or missing and use only spare parts approved by the manufacturer.



Warning: Do not leave anything in the cot or place the cot close to another product, which could provide a foothold or present a danger of suffocation or strangulation, e.g. strings, blind/curtain cords, etc.

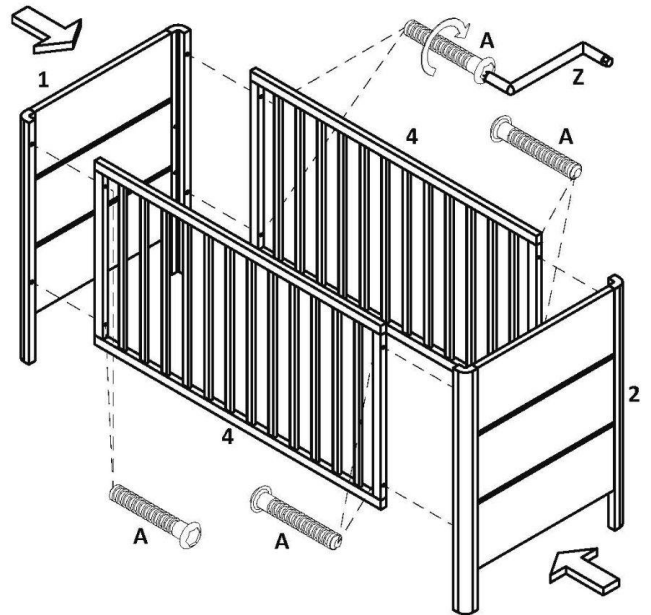
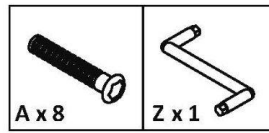
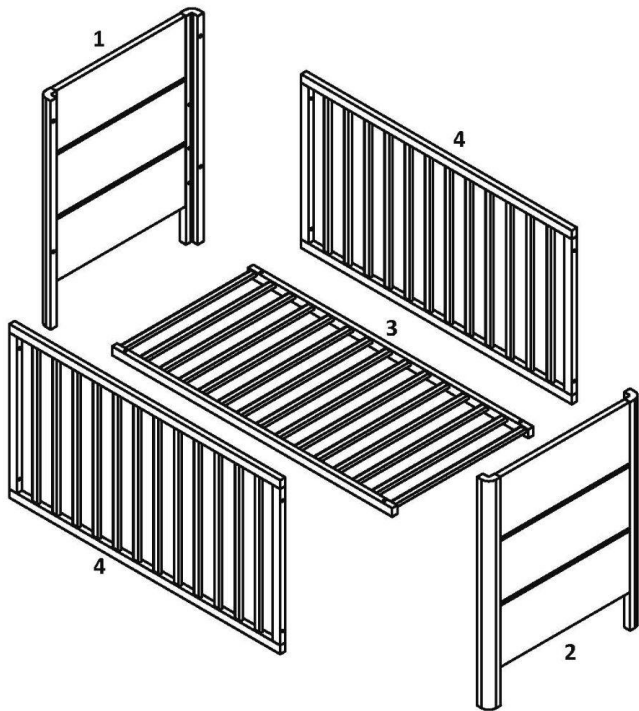
Warning: Do not use more than one mattress in the cot.

Warning: Be aware of the risk of open fires and other sources of strong heat, such as electric bar fires, gas fires, etc. near the vicinity of the cot.

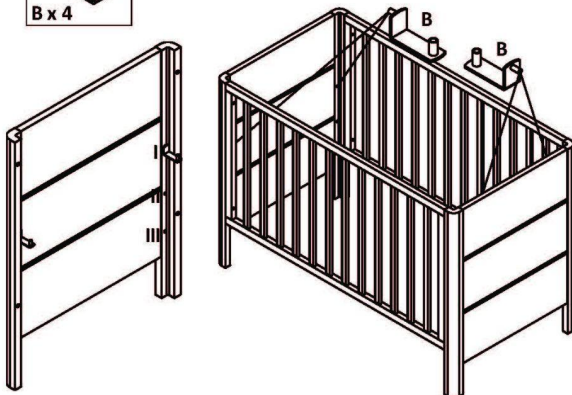


- The base can be adjusted in height in cot mode, but the lowest position is the safest and should always be used in that position as soon as the baby is old enough to sit up.
- This product is suitable for a mattress of 1200mm in length and 600 in width.
- The length and width of the mattress shall be no less to ensure the gap between the mattress and the sides and ends does not exceed 30mm.
- The thickness of the mattress shall be such that the internal height (surface of the mattress to the upper edge of the cot frame) is at least 500 mm in the lowest position of the cot base and at least 200 mm in the highest position of the cot base.
- Children are likely to play, bounce, jump and climb on beds, therefore the child's bed should not be placed too close to other furniture or windows, blind cords, curtain pulls or other strings or cords. It should be placed either tight to any wall or have a gap of 300mm between the wall and the side of the bed.
- To prevent injury from falls the cot should no longer be used for the child once they are able to climb out of the cot.

This product conform to : BS EN 716-1: 2008 + A1: 2013

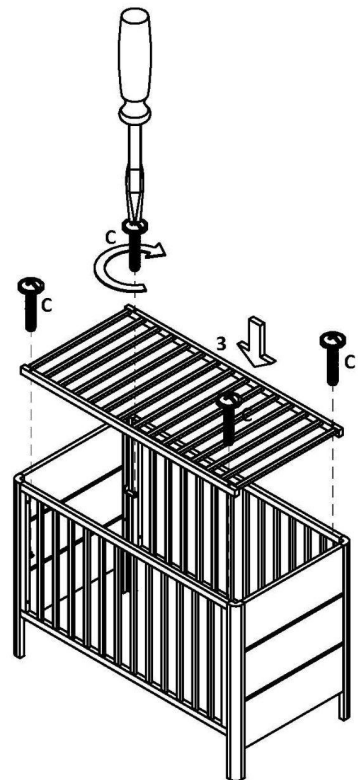




POZYCJE PODŁOGI



5



6

hola bb

AMSTERDAM