

DE / EN

# KALIMBA B17

Eine kleine Spielanleitung  
*A Short Manual*



[www.hokema.de](http://www.hokema.de)

# HOKEMA Pro



Sansula Renaissance

Sansula Basic Melody

Kalimba B9

Kalimba B7

Kalimba B11

# Produktfamilie

Sansula Deluxe

Sansula Basic

Kalimba B5

Twin Kalimba



## Advice for caring and transport

- Please handle instrument with care.
- Prevent instrument from falling and impacts.
- Protect instrument from water, rain and high humidity. If necessary, remove moisture from the instrument with the soft dry cotton cloth.
- Also you should clean the metal parts after (Due to tonal reason stainless steel can not be used for the metal tines)
- Prevent instrument from dirt and variation of temperature.
- For transport use proper bags or boxes, e.g.
  - Kalimba / Sansula bag
  - Sansula hard case
- If transported by plane, please use hand baggage instead of checked-in baggage.

## The Kalimba B17

Kalimbas are metal-tined instruments which originated in southern Africa and which can be found there in countless variations. Our Kalimba B17 is made of solid American black cherry wood and meticulously hand-crafted. The surfaces are treated and polished with natural oils and waxes. The 17 tines are precisely tuned to the scale of C-Major, so that a large number of well-known songs can be played. The Kalimba B17 is also ideal for improvisation and intuitive playing.

### Tines

Protect the tines from moisture. The high-quality spring steel is not rust-free – stainless steel does not possess the same acoustic quality as the material we use. To protect the tines against corrosion, we have sealed them with an elaborate plasma coating. We nevertheless recommend wiping them dry with a soft cotton cloth after playing.

# Tablature

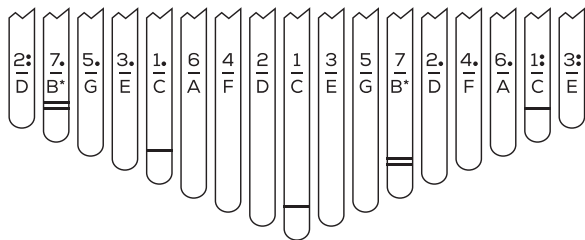
If you have no knowledge of musical notation, we offer you the alternative representation as tablature in our song example, which works as follows: A C-major scale consists of 7 notes, C D E F G A and B and the eighth note is the same as the first one, but it sounds an octave higher. In order to indicate the notes alternatively to musical notation, they are numbered in this order, C is 1, D is 2, E is 3 and so on.

In the second octave the numbers are given a dot to distinguish them, so 1., 2., 3. and so on. In the third octave, the three highest notes of our Kalimba, we use a colon after the number, so 1:, 2:, 3:.

## Ex-works tuning: C-major

L  
R 1 2 3 4 5 6 7 1. 2. 3. 4. 5. 6. 7. 1:

C D E F G A B\* C D E F G A B\* C



\*B = H in Germany a.o.

## Playing the scale of C-major

Start with the middle, longest tine and with your right thumb pluck it, alternating with your left thumb, thus working your way to the outer tines. You will hear the C major scale played over two and a third octaves.

In the tablature the notes for the left hand are at the top and for the right hand at the bottom. The tablature is shown directly above the notation. This kind of Kalimba tablature is also used by Conny Sommer in his big tutorial for Kalimba,(17 notes, C-major). In it you will find some technical exercises as well as 69 pieces and songs from easy to medium ability.

For the sake of clarity we have provided the tines with two different markings. The single horizontal line on three of the tines indicates the keynote of C-major tuning, the low, the middle and the high C. The double crossbar indicates the tone B. This allows the player to visually orientate himself with the large number of tines.

\*B = H in Germany a.o.

# Ode to Joy

C G7 C G7 C G7

L 3. 3. 5. | 5. 3. | 1. 1. 3. | 3. | 3. 3. 5. | 5. 3. |  
R 4. 4. 2. | 2. | 2. 2. | 4. 4. 2. |

C G7 C G C G C G C

1. 1. 3. | 1. 1. | 3. 1. | 3. 3. 1. | 3. 3. |  
2. 2. 2. | 2. 2. | 2. 4. 4. | 2. 4. 2. |

D7 G C G7 C G7 C

1. 3. | 3. 5. | 5. 3. | 1. 1. 3. | 1. 1. |  
2. 5 4. | 4. 2. | 2. 2. | 2. 2. |



Video

Ode to Joy



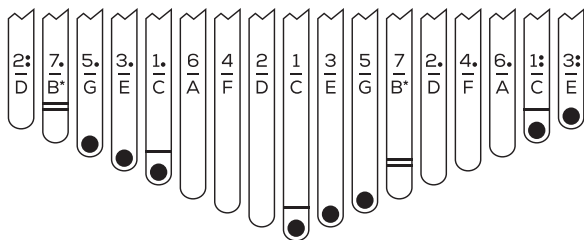


# Tablature

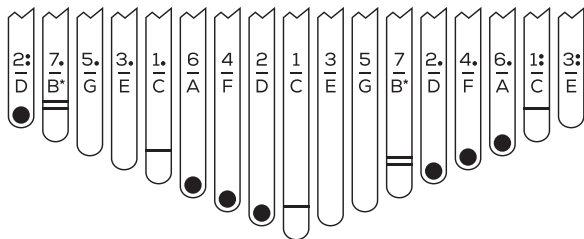
The tonal range of the C-major scale allows the player to play some chords that can accompany many songs. The chords are shown as a symbol, similar to the guitar fingering chart. So at a glance you can see which notes belong to which chord.

The possible chords are:

## C-major chord



## D-minor chord

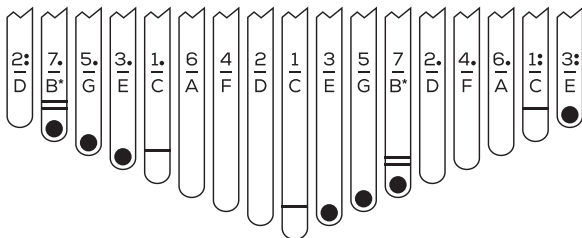


\*B = H in Germany a.o.

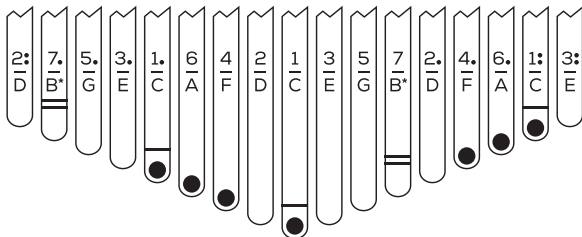
## Exercise:

Now play the chord notes of each of the 6 chords in sequence, i.e. start with the lowest (longest) note:

### E-minor chord

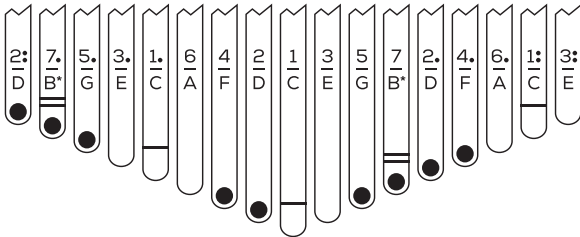


### F-major chord

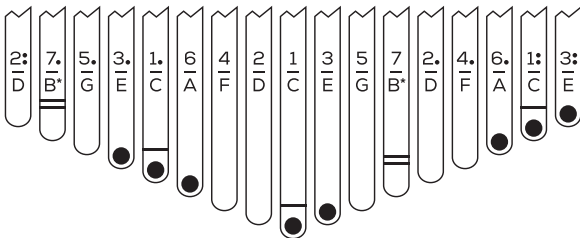


\*B = H in Germany a.o.

## G7 chord



## A-minor chord



\*B = H in Germany a.o.

## Song Accompaniment

Simply pluck the corresponding chord notes in time, alternately or simultaneously, and sing along or accompany a melody instrument. It is important that the chord change takes place exactly on the syllable over which the chord letter is written.

### Example: Amazing Grace

**C**

**F**

**C**

Amazing Grace how sweet the sound

**G7**

That saved a wretch like me

**C**

**F**

**C**

I once was lost but now I'm found

**C**

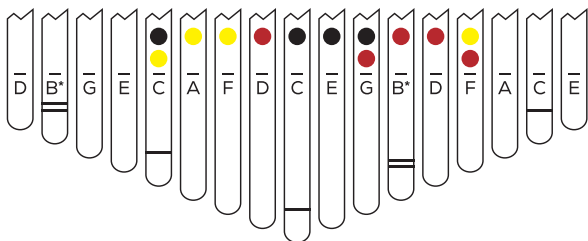
**G7**

**C**

Was blind but now I see

# Using the coloured chord magnets

You can transfer the chord sounds from the diagrams directly to the Kalimba with our coloured magnetic dots. If the song for example requires 3 chords C, F and G7, then choose a colour for each chord and place the dots on the corresponding tines behind the steel bridge. Some chords have overlaps with other chords. Therefore, sometimes two different colour dots have to be placed on a tine.



## Example for Amazing Grace

- C-major on tines 1, 3, 5, 1.
- F-major on tines 4, 6, 1., 4.
- G7 on tines 2, 5, 7, 2., 4.

You can find more for improvisation with chords and song accompaniment here:

or on our website:

[https://www.hokema.de/B17\\_Akkorde](https://www.hokema.de/B17_Akkorde)



\*B = H in Germany a.o.

# Sansula App

(the app only contains the Sansula with 9 tins)

With our Sansula App for iPhone and iPad you can play the Sansula virtually and try out the new tunings.



## The HOKEMA Newsletter

Subscribe to our newsletter: [www.hokema.de/newsletter](http://www.hokema.de/newsletter)

## Follow us on social media



Would you like to learn more about your instrument or exchange ideas with other players? Or just get information, learning material and valuable tips from the community? Then you are exactly right in the HOKEMA Kalimbas Facebook groups!

HOKEMA  
Kalimba & Sansula

**9-Tines Player**



HOKEMA  
Kalimba & Sansula

**11-Tines Player**




# Accessories for Kalimba B17

## The tuning tool

A very helpful and recommended tool for tuning any of our Sansula and Kalimba models.





Ihr Händler für handgefertigte Produkte von HOKEMA.

*Your dealer for handmade products from HOKEMA.*