

Penguin Hat Instructions

Cut One Black Head and glue or staple to head band


Cut One Orange Beak, fold tabs down and glue to head

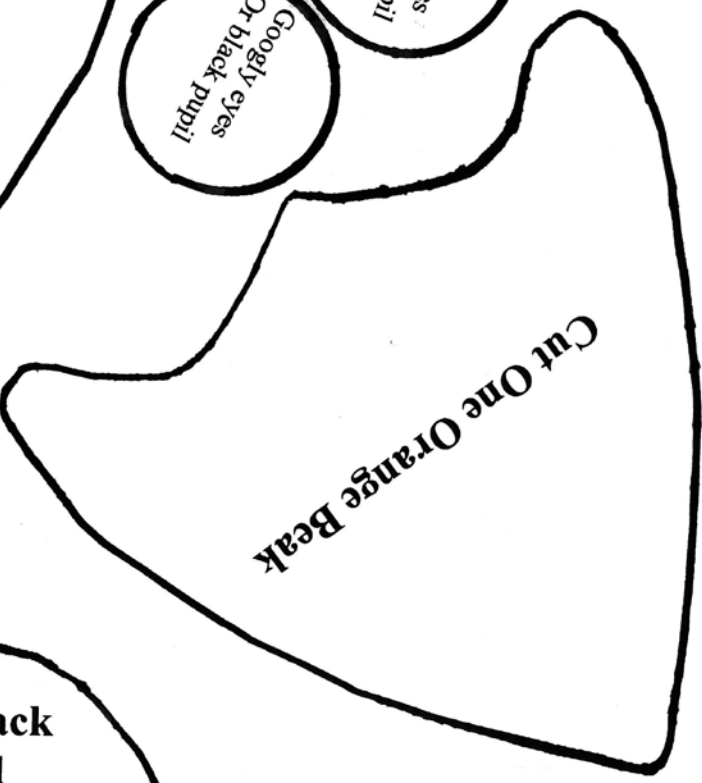


Cut 2 white pupils and glue them on penguin head

Cut 2 Black Eyelids and glue at the top of the white pupils

Glue Googly eyes or black dots for eyes

The Penguin hat can be made of construction paper or fun foam from a craft store.





Cut One Black Head

