

Do's

- Before every use, **ALWAYS** fully inspect all MAGDOG products for damage, general wear and tear, or construction defects. Discontinue use immediately if anything suspicious is found during inspection and contact the MAGDOG team.
- MAG:LATCH utilizes strong magnets that can attract metallic debris. **ALWAYS** keep MAG:LATCH components free of all debris, including but not limited to metal, dirt, hair, fur, obstacles, etc.
- **ALWAYS** ensure that the MAG:LATCH connection is properly aligned following each coupling.
- **ALWAYS** use the Safety Slider when using the leash with the MAGDOG collar and harness.

Don'ts

- **NEVER** permit children to use any MAGDOG product without adult supervision.
- **NEVER** allow leash, collar, harness, or other MAGDOG components to become tangled or wrapped around arms, legs, body, head, or neck.
- The MAG:LATCH component is not compatible with other products or magnets.
- **Modification or misuse of any component of MAGDOG products will void the limited lifetime warranty and may cause permanent damage, injury, or death to people or pets.**

Failure to comply with any of the stated warnings or common safety practices may negatively impact the performance of the MAGDOG products and may result in malfunction, injury, or death to people or pets.

Limited Lifetime Warranty

MAGDOG products carry a limited lifetime warranty to the original purchaser of the product against defects in material and workmanship. Normal wear and tear are not covered. Full warranty details can be viewed upon registering at www.magdog.com/warranty. The product must be registered within 30 days of purchase to activate the warranty.

Limitation of Liability

MAGDOG, LLC'S liabilities are limited to the replacement of any defective product only. The replacement of the defective product shall be the users sole remedy. MAGDOG, LLC shall not be liable for any special, incidental, or consequential damages. The user assumes all responsibility for use of the product.

⚠ WARNING
USE WITH CAUTION. INHERENT RISKS EXIST.

Not for tie out

This harness shall not be used for tie out.

Proper Sizing

Users should use the correctly sized collar for their dog. Sizing should allow room for two fingers to be placed between the harness and the dog.

Magnetically Activated Connection



MAG:LATCH utilizes strong magnets that can attract metallic debris. Always keep MAG:LATCH components free of all debris, including but not limited to metal, hair, and soil. Failure to do so could compromise the MAG:LATCH connection and cause serious injury to you and/or your dog.



Warnings and Precautions



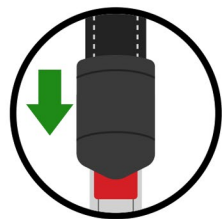
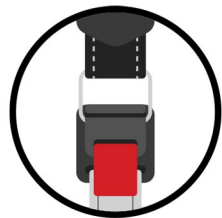



Quickstart Guide

ATTACHING THE LEASH TO THE MAGDOG HARNESS

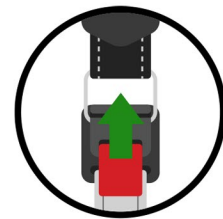
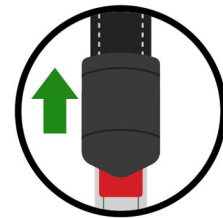
1. Inspect MAG:LATCH connections, and ensure all components are free of any debris, dirt, hair, fur, obstacles, etc. Discontinue use immediately if any damage or construction defects are present.
2. Attach the leash component of the MAG:LATCH assembly to the harness component of the MAG:LATCH assembly.
3. Pull up on the leash and slide the Safety Slider down over the MAG:LATCH assembly. Ensure that the red pull tab is covered by the Safety Slider.

Instructional videos can be viewed at www.magdog.com



DETACHING THE LEASH FROM THE MAGDOG HARNESS

1. Make sure your dog is in a resting position and fully under control before detaching the leash.
2. Pull up on the leash and slide the Safety Slider up on the leash.
3. Pull up on the red pull tab on the MAG:LATCH assembly to disconnect.



REGISTERING YOUR UNIQUE MAG:ID

Every MAGDOG harness has a unique identification tag, MAG:ID, built into it. By registering the MAG:ID online with your contact information, if someone finds your dog they can visit magdog.com/found, enter the harness' unique MAG:ID, and enter their contact information which will then be sent to you.

1. To register, find your MAG:ID on the harness. It will look like this:

999999
magdog.com/found

2. Visit magdog.com/register and follow the instructions.

