

Do's

- Before every use, **ALWAYS** fully inspect all MAGDOG products for damage, general wear and tear, or construction defects. Discontinue use immediately if anything suspicious is found during inspection and contact the MAGDOG team.
- MAG:LATCH utilizes strong magnets that can attract metallic debris. **ALWAYS** keep MAG:LATCH components free of all debris, including but not limited to metal, dirt, hair, fur, obstacles, etc.
- **ALWAYS** ensure that the MAG:LATCH connection is properly aligned following each coupling.
- **ALWAYS** use the Safety Slider when using the anti-distraction tether with the MAGDOG harness.

Don'ts

- **NEVER** permit children to use any MAGDOG product without adult supervision.
- **NEVER** allow any MAGDOG components to become tangled or wrapped around arms, legs, body, head, or neck.
- The MAG:LATCH component is not compatible with other products or magnets.
- **Modification or misuse of any component of MAGDOG products will void the limited lifetime warranty, and may cause permanent damage, injury, or death to people or pets.**

Failure to comply with any of the stated warnings or common safety practices may negatively impact the performance of the MAGDOG products and may result in malfunction, injury, or death to people or pets.

**⚠ WARNING
USE WITH CAUTION. INHERENT RISKS EXIST.**

For Anti-Distracted Only!

The anti-distraction tether is intended only to prevent driver distraction and restrain the dog to a position in the vehicle. **This product will not prevent injury to passengers or dog in the event of an accident or collision.**

MAGDOG Harness Compatibility

The anti-distraction tether is designed to be used **ONLY** with the MAGDOG harness and **NOT** with the MAGDOG collar.

Magnetically Activated Connection



MAG:LATCH utilizes strong magnets that can attract metallic debris. Always keep MAG:LATCH components free of all debris, including but not limited to metal, hair, and soil. Failure to do so could compromise the MAG:LATCH connection and cause serious injury to you and/or your dog.



Warnings and Precautions

Limited Lifetime Warranty

MAGDOG products carry a limited lifetime warranty to the original purchaser of the product against defects in material and workmanship. Normal wear and tear are not covered. Full warranty details can be viewed upon registering at www.magdog.com/warranty. The product must be registered within 30 days of purchase to activate the warranty.

Limitation of Liability

MAGDOG, LLC'S liabilities are limited to the replacement of any defective product only. The replacement of the defective product shall be the users sole remedy. MAGDOG, LLC shall not be liable for any special, incidental, or consequential damages. The user assumes all responsibility for use of the product.

MAGDOG
www.magdog.com

PATENT PENDING

MAGDOG



**Anti-Distracted Tether Guide
& Safety Information**




Quickstart
Guide

ATTACHING THE ANTI-DISTRACTION TETHER TO YOUR VEHICLE

1. Run the seat belt through the anti-distraction tether loop.
2. Fasten the seat belt and follow the instructions on how to attach to and detach from the anti-distraction tether and the MAGDOG harness.

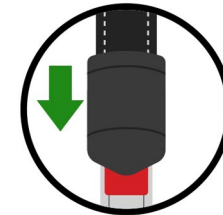


⚠ The anti-distraction tether is intended only to prevent driver distraction and restrain the dog to a position in the vehicle. **THIS PRODUCT WILL NOT PREVENT INJURY TO PASSENGERS OR DOG IN THE EVENT OF AN ACCIDENT OR COLLISION.**



ATTACHING THE ANTI-DISTRACTION TETHER TO THE MAGDOG HARNESS

1. Inspect MAG:LATCH connections, and ensure all components are free of any debris, dirt, hair, fur, obstacles, etc. Discontinue use immediately if any damage or construction defects are present.
2. Attach the anti-distraction tether component of the MAG:LATCH assembly to harness component of the MAG:LATCH assembly.
3. Pull up on the anti-distraction tether and slide the Safety Slider down over the MAG:LATCH assembly. Ensure that the red pull tab is covered by the Safety Slider.

Instructional videos can be viewed at www.magdog.com



DETACHING THE ANTI-DISTRACTION TETHER FROM THE MAGDOG HARNESS

1. Make sure your dog is in a resting position and fully under control before detaching the anti-distraction tether.
2. Pull up on the anti-distraction tether and slide the Safety Slider up on the anti-distraction tether.
3. Pull up on the red pull tab on the MAG:LATCH assembly to disconnect.

