
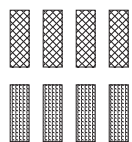



CAT SCRATCHER WALL PAD



Included



8 Pcs Velcro adhesive strip on 1 side

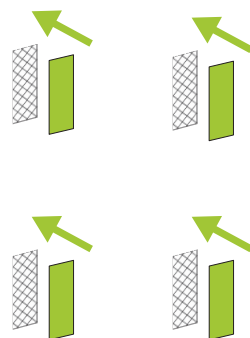


1 Cat Scratcher Shelf




• Make sure zBoard surfaces are clean and dry

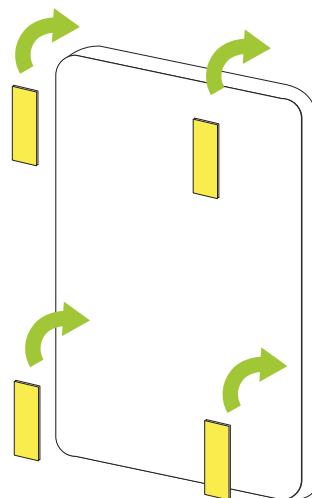
• Indoor use only. Not in bathroom




1 Put Velcro strips firmly together as shown.



2 Remove adhesive protector from velcro strips.



3 Attach velcro strips to the back of cat scratcher pad.



4 Attach cat scratcher pad to wall.
Enjoy endless possibilities!



WARNING: CHOKING HAZARD
Small parts NOT for children under 3 years

