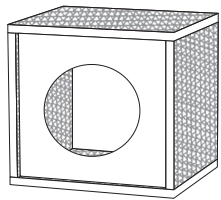
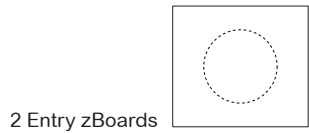
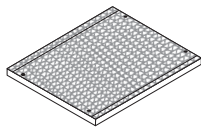
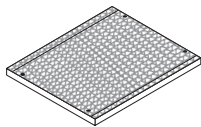
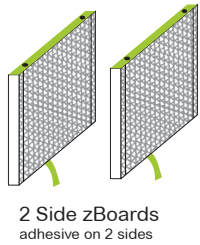


CAT SCRATCHER CUBE



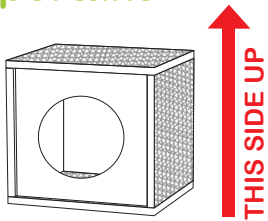
Included

8 Pins



 **WARNING: CHOKING HAZARD**
Small parts NOT for children under 3 years

Important



CAUTION placing unit on its side or back will compromise structural integrity. Use right side up.



- Assemble your unit on a flat even surface
- Make sure zBoard surfaces are clean and dry

- When moving your Way Basics unit, lift from the bottom
- Indoor use only. Not in bathroom.

- 1** Carefully remove the protective layer leaving the 3M adhesive on zBoard (adhesive shown in yellow).
- 2** Place alignment pins in vertical zBoards.
- 3** Align a Side zBoard to Bottom zBoard and Entry zBoard as shown.
- 4** Align other Side zBoard to Bottom zBoard and Entry zBoard as shown.
- 5** Align Top zBoard to unit and press down firmly to secure.
- 6** Tap and pop open the circle for entryway.

Enjoy building possibilities!