

Thanks for purchasing a 9.Solutions product.
With great passion, we design our products to
be as versatile as possible. We hope that our
products contribute to your creative vision.

9.SOLUTIONS
Phone Grip

Sincerely,

The 9. Solutions Team

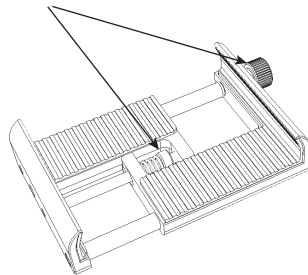
SPECIFICATIONS:

Weight: 105 g
Connections: (3x) 1/4"-20, (1x) 3/8"-16
Phone Sizes: 12mm thick 55-80mm wide
Package Contents: (1x) Phone Grip



Setting Up The Phone Holder:

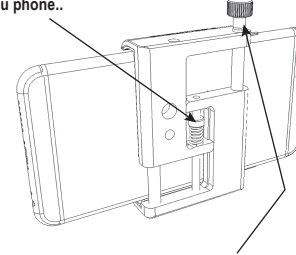
1) Loosen the finger screw and finger nut until the jaws open wide enough to easily accommodate the width of your phone.



2) Place your phone between the jaws.



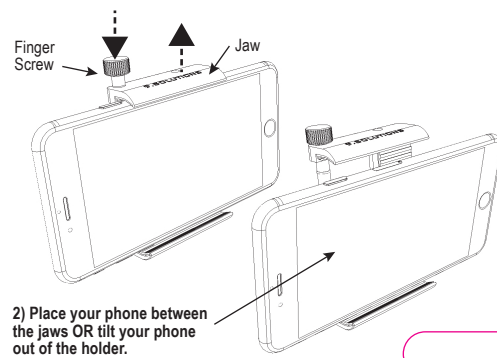
3) Tighten the finger nut and finger screw until the desired tension is achieved. The more you tighten the finger nut, the tighter the jaws will grip your phone..



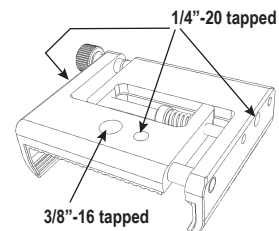
4) Tighten the finger screw to the base for more extreme situations.

Placing or Removing the Phone:

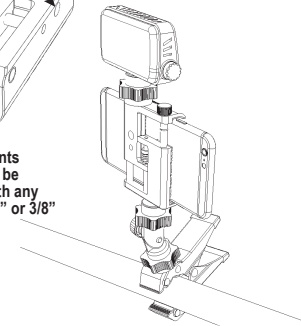
1) With your thumb, press down on the finger screw while using your index finger to open the jaws from the backside.



2) Place your phone between the jaws OR tilt your phone out of the holder.



Multiple attachment points allow the Phone Grip to be used in combination with any equipment featuring 1/4" or 3/8" male threads.



Always follow the safety standards and regulations of the given country where the product is being used.

Visit www.9.solutions for more info.