

**GARRETT**<sup>TM</sup>  
METAL DETECTORS

*User  
Manual*


# SuperWand<sup>TM</sup>



## **GARRETT SUPERWAND**

Congratulations on selecting the Garrett SuperWand hand-held metal detector. You can begin using your SuperWand with this user manual, a summary guide to basic operation. The SuperWand with both audible and silent vibrating alarms offers outstanding performance as well as operating features not found in any other hand-held detector, with state of the art circuitry that allows instant operation, which provides the optimum setting with no operator adjustment. With full 360° Plus™ detection coverage—even at its tip—the SuperWand is very effective in easily detecting even the smallest of metallic objects.

## COMPONENTS



## COMPONENTS / FUNCTION

**3-Way Power Switch** - Has two *On* positions and a central *Off* position. When the Power Switch is pressed forward, the SuperWand will sound an audible alert upon detection of any metal and the red Light Alert will appear. When the switch is slid *backward*, the SuperWand will vibrate upon detection of any metal and no sound will be heard even though the red Light Alert will appear. Power is turned off when the switch is in the *central* position.

**Light Alerts** - The rear *green* light illuminates whenever the detector is operating. The *red* light, forward most of the three lights, illuminates whenever metal is detected. The center *amber* light illuminates when battery power becomes low and the battery should be recharged or replaced.

**Audio Alert** - The speaker provides a clearly audible sound whenever metal is detected. The Audio Alert sounds *only* when the Power Switch is pressed forward.

**Vabrating Alert** - When unit is in vibrating mode, the handle will vibrate and red light will alert operator whenever metal is detected.

**Battery Cover** - Remains securely in place at all times but can be easily opened for changing the battery with no tools required.

## **OPERATING INSTRUCTIONS**

When the SuperWand is operating, it will detect metal only while it is in motion. Scan within approximately two inches of the person (object) being inspected. Sound will be heard or vibration felt and the red light will illuminate when metal is detected anywhere around or at the tip of the SuperWand's detection area. Operation is completely automatic. No "retuning" is ever necessary. All ferrous and non-ferrous metals will be detected. To scan feet and ankles, position the SuperWand vertically with the tip pointed at the floor and sweep the SuperWand parrallel and approximately one to two inches above the floor.

**Audible Operation-** Press power switch forward and a clearly audible sound will be heard whenever the SuperWand detects metal. The forward most red alert light will also appear upon detection of metal.

**Silent Vibrating Operation-** Slide the power switch back and the detector handle will vibrate whenever metal is detected, but no sound will be heard. The red alert light will always appear upon detection of metal.

## **SPECIFICATIONS**

**Model Number:** 1165800

**Circuitry:** Transmitter/receiver with automatic retune. No adjustments ever necessary. **Operating**

**Frequency:** 95kHz

**Audio Frequency:** 2 kHz

**Dimensions:** Length: 19" (48.3cm)  
Width: 3.25" (8.3cm)

Thickness: 1.25" (3.2cm)

Weight: 16oz (.45 kg)

**Battery:** Standard 9V (Eveready No. 216 or equivalent) or 7.2V Nickel Metal Hydride (NiMH) (rechargeable)

**Note:**

Do not affix metallic labels (or any material that might cause the detector to alarm) to the detection area of the SuperWand. Doing so might cause an imbalance within the detection field and thereby reduce scanning effectiveness.

## **SERVICE INFORMATION**

### **Battery Replacement**

The central amber light will illuminate when battery power is low and the battery needs to be replaced. Slide back the battery cover (use a coin if necessary), tilt the detector and the battery will slip

out. Before installing the new battery, look inside the battery compartment and note the locations of the small and large battery contact openings. Install the new battery with the proper orientation to align the battery posts with the openings. If a 9V battery is improperly installed, no circuitry damage will occur; however, the SuperWand will not operate. Because the battery cover will not close tightly if the battery is inserted improperly, never force the cover. When the SuperWand is to be stored for more than 30 days, remove the battery.

## **FACTORY SERVICE**

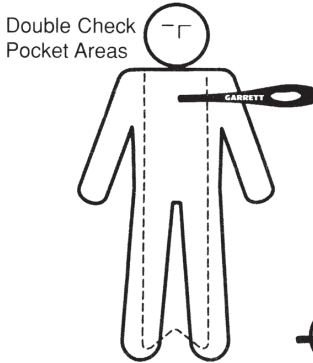
Pack the detector carefully and include full details concerning its problem as well as your name, address and telephone number.

Ship to: Garrett Metal Detectors  
Service Department  
1881 W. State St.  
Garland, TX 75042 USA

Allow approximately one week for technicians to examine and repair your instrument.

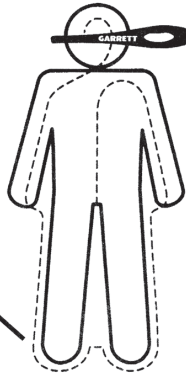
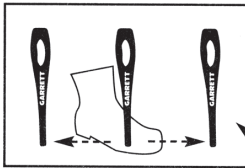


# RECOMMENDED BODY SCANNING PROCEDURE




Front Scanning

Back Scanning



## 360° PLUS DETECTION FIELD



Tip Pinpointing

360° Detection Area

## **SAFETY NOTICE**

Garrett Metal Detectors makes every effort to ensure that its products are safe for its users. Extensive research has produced no information that would indicate that use of this product has adverse effects on pregnancies or on the operation of electronic medical implants such as pacemakers. However, Garrett recognizes there may exist personal medical electronic devices that may be affected by this product and advises that any recommendations by electronic medical device manufacturers or physicians be followed.

## **ACCESSORIES**

### **Rechargeable Battery Kit:**

Environmentally friendly battery. 7.2 Nickel metal Hydride (NiMH) battery kit for recharging from conventional electric current.

110V - Model #1612000

220V - Model #1612100

### **Belt Holder**

Model #1620300

### **Security Products DVD Video**

Features the SuperScanner, SuperWand, THD and PD 6500*i* Walk-Through metal detector.

DVD - Model #1678600

Also available in Spanish (#1679100)

## NOTES

## NOTES

## NOTES

Garrett Metal Detectors  
1881 W. State Street  
Garland, TX 75042  
Tel: 1.800.234.6151  
Tel: 972.494.6151  
Fax: 972.494.1881  
E-mail: [security@garrett.com](mailto:security@garrett.com)  
Web: [www.garrett.com](http://www.garrett.com)

---

**GARRETT**™  
METAL DETECTORS

---

Garrett Metal Detectors, [garrett.com](http://garrett.com), SuperWand and the SuperWand hand-held design are trademarks of Garrett Electronics Inc. ©2009 Garrett Metal Detectors.

1531500.B 1109