



# Innovative Mobile Bumper™

## Assembly Instructions



1 Install wheels to leg support tubes.




2 Bolt leg support tubes to lower frame support.



3 Slide longer side rail tubes (P/N 290-005) into lower base support, insert bolts. *Note: do not tighten bolts until frame is completed.*



4 Install center frame support and last two side rail tubes (P/N 290-026).

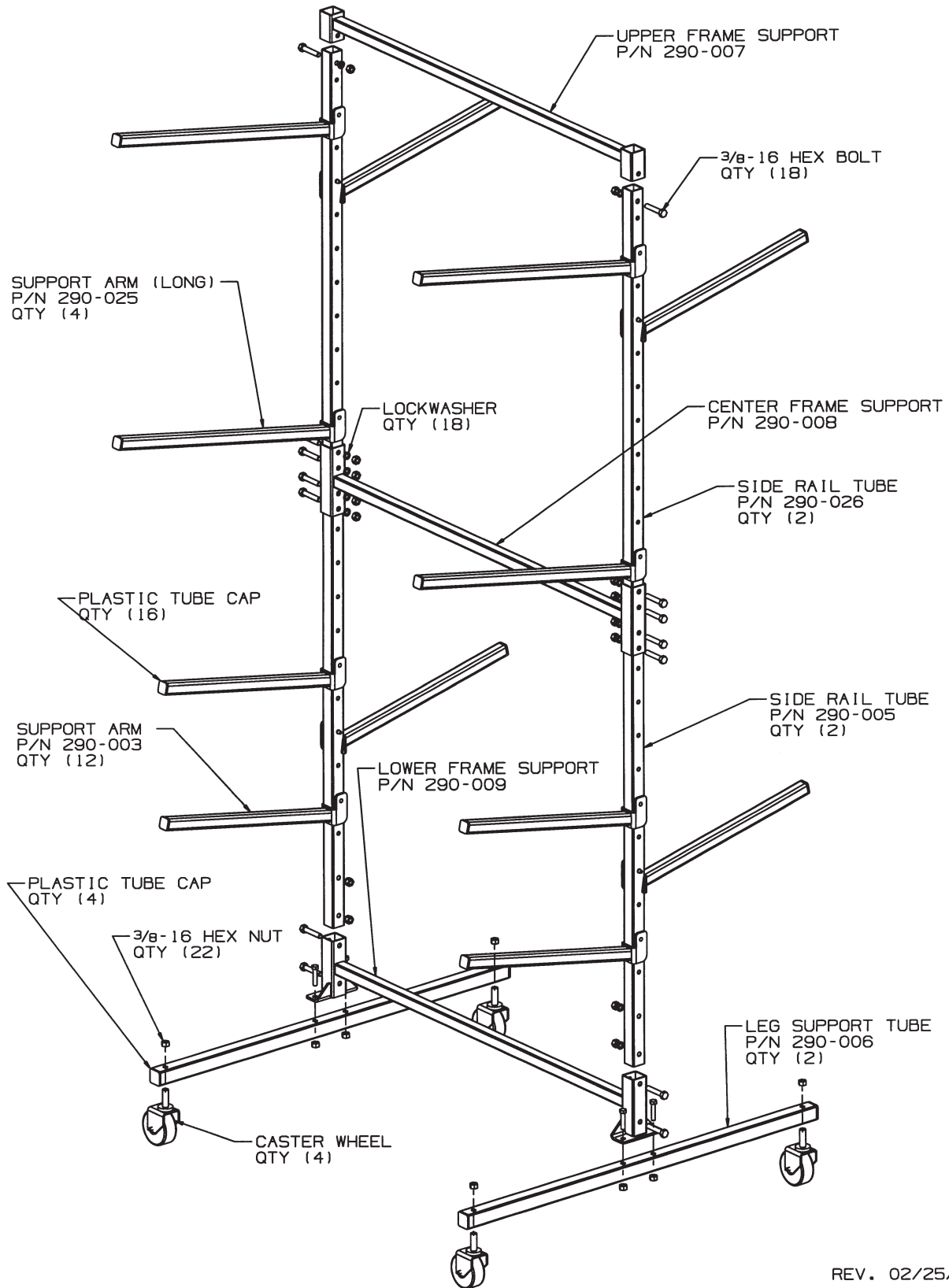


5 Install upper frame support, then tighten all bolts.



6 Put support arms in desired positions. *Note: the four longer support arms are normally in the topmost positions.*

# Innovative Mobile Bumper™



REV. 02/25/2005