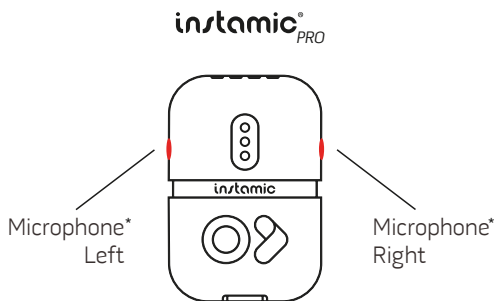
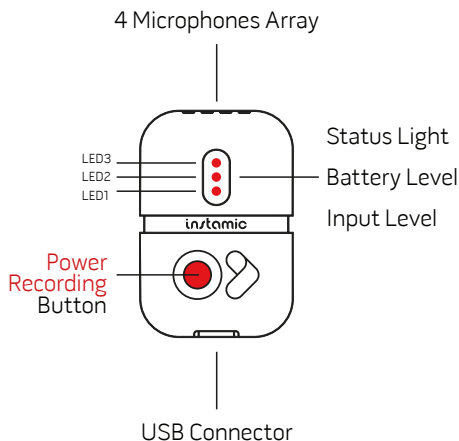


**QUICK START** *GUIDE* 



\*Instamic BASIC (White version) doesn't have Left and Right microphones.

## WHEN USING YOUR instamic<sup>®</sup>



Always be aware of your surroundings to avoid injury to yourself and other, and to prevent damage to your device.

## POWERING INSTAMIC

- ON** Press the **Power** Button one time.
- OFF** Press and hold the **Power** Button for 3 seconds until LED3 turns off, then Release.

## RECORDING

- START** When Instamic is turned on, press the **Recording** Button one time.  
*After 10 secs the VU Meter LEDs turn off by default. Instamic is still recording. Change the auto turn-off properties on our app's Settings.*
- STOP** While recording, press the **Recording** Button one time to check that Instamic is still recording. Press one more time to stop it.

**Factory default settings:** Manual Gain / 10dbS / Mono

See *Instamic Mobile App* Chapter to learn how to remote control and set up your Instamic via Bluetooth™

## MANAGING AUDIO FILES

- TRANSFER** Connect Instamic to your computer with the included USB cable.
- PLAY** Open Instamic audio files with your favorite media player or audio / video editing software (DAW, NLE).
- EDIT**
- SYNC**

## REMOTE CONTROL YOUR INSTAMIC

**THE APP** Download the Instamic Remote on Android or iOS, and load it on your smartphone or tablet.



### MENU



## CONNECT PAGE

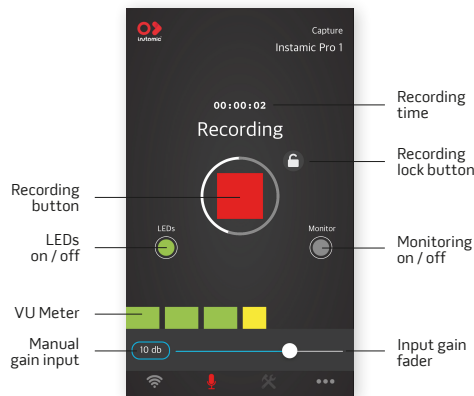
**CONNECT** Tap one time on the Instamic you want to control. A green check appears once connected.

Tap on multiple Instamics to control them simultaneously.

**DISCONNECT** Long tap on Instamic to disconnect. The green check disappears.

**CAPTURE PAGE** If you are already connected to Instamic, tap one more time on it to jump to its related Capture page.

## CAPTURE PAGE



**RECORD** Tap on the **Recording** button to start capturing. If *auto-gain* is selected, Instamic will start recording after measuring the input gain on the first 8 secs.

**STOP** Tap on the **Recording** button to stop. Instamic will save your take internally within 5 secs.

**GAIN** Tap on the input gain or use the input gain fader to change value manually.

**MONITOR** Tap on **Monitor** to check the Instamic's audio feed. Press again to stop monitoring. Recording is disabled while monitoring.

**VU METER** Check the VU Meter to input the optimal level. For an interview, 10db is a good starting point.

**LEDS** Toggle the LEDs on / off from your phone. While recording, the LEDs work as a VU meter.

## SETTINGS

**AUTOGAIN** ON - After pressing the record button, Instamic starts measuring the optimal audio input level. After 8 seconds, Instamic sets the measured input gain until the next take. Through the app you are still able to optimize the level if necessary.

**OFF** - Adjust the audio input level manually using the fader or tap on the input gain value (Capture Page).

**RECORDING MODE** **MONO** - Mono track from the top microphones

**DUAL MONO** - Two independent mono channels with exactly the same signal but different gain settings. Channel A at 0db (reference), Channel B settable to -9db, -15db, -24db.

**STEREO (PRO version only)** - Stereo track from L and R side microphones.

**MICRO Mid-Side (PRO version only)** - Mono A track from top microphones array (MID channel) and Mono B track from Left + Right (with 180° phase shift) microphones (SIDE channel).

*On your audio editing software, you can manipulate the Mid/Side image with a simple matrix: **Left** = Mid+Side, **Right** = Mid-Side ("minus" means 180° phase shift).*

**SAMPLE RATE** Select between 96kHz (only mono) or 48kHz.

**HANDS-FREE PROFILE** ON - Instamic can be used as an external wireless microphone with any 3rd party app that support the Bluetooth protocol.

**OFF** - Instamic records uncompressed audio file on the internal memory.

**IMPORTANT** Make sure to un-pair, forget and re-pair Instamic on your mobile device Bluetooth Settings every time you switch mode. In Hands-Free Profile mode, Enable Streaming to active the audio feed from the Instamic.

**AUTO LEDS OFF** ON - LEDs go off after 10 secs recording time

**OFF** - LEDs stay on while recording

**SLEEP MODE** ON - Choose when your Instamic should go to sleep when it is in stand-by mode.

**OFF** - Your Instamic will stay on when in stand-by mode until it runs out of battery.

**RENAME** Give a name to your Instamic to better keep track of it. Each take you record will get the name from your Instamic's name.

**TAKE NUMBERING** Type the number (3 digits) from which your next take will start.

**TIME REMAINING** Recording time remaining on the internal memory.

**BATTERY LEVEL** Battery life remaining in percentage.

**FIRMWARE VERSION** Instamic firmware installed onboard. Upgrade instructions on our Knowledge Base.

**SHUTDOWN** Turn your Instamic off from your mobile device.

## MORE

**NEW FEATURES** This is the place where new exciting features are released.



## WARRANTY

Instamic products and accessories are guaranteed against manufacturing defects one (1) year from the original date of purchase or date of delivery (only for Indiegogo backers). In the event of a defect, please contact Instamic customer support at support@instamic.io for assistance.

The following situations are not covered by the Instamic's warranty:

a. Products subjected to abnormal strain, neglect, abuse, modification, or accidental damage; b. Products purchased from dealers or websites not authorized to sell Instamic products; c. Products with trademarks, logos, names, numbers, or other identifying information that have been altered or removed; d. Damage occurring during shipment; e. Any loss of digital information. g. Damage caused by improper installation, incorrect maintenance or use, or operation not in accordance with the official instructions or manuals. h. Damage caused by unauthorized repair. i. Damage caused by unauthorized modification of circuits, mismatch or misuse of battery and charger.

Instamic declares that the product placed on the market has been controlled and presents no imperfections on the surface, finish and/or overall aspect, evident or only identifiable at the time of purchase, that have been caused by damage occurring during shipping or transport. The presence of any imperfections is to be considered as a normal characteristic of the product and some properties, as a value of a product made by craftsmen and not as a manufacturing defect.

Instamic's sole obligation in the event of such defects during this period is to repair or replace the defective part or product with a comparable part or product at Instamic's sole discretion. Except for such repair or replacement, the sale, processing or other handling of this product is without warranty, condition or other liability even though the defect or loss is caused by negligence or other fault.

Instamic assumes no liability for any accident, injury, death, loss, or other claim related to or resulting from the use of this product. In no event shall Instamic be liable for incidental or consequential damages related to or resulting from the use of this product or any of its parts. Returns or replacements of parts and/or products may be subject to shipping, handling, replacement and/or restocking fees.

Any implied warranties, including warranties of merchantability and fitness for a particular purpose, are limited in duration to the length of this warranty.

## WARNING

Avoid using the unit in the following types of places, because doing so could cause malfunction: a. Places that become extremely hot or cold; b. Near heating devices or other sources of heat; c. Sandy or dusty places; d. Places with frequent vibrations.

Abide by all local laws when using Instamic. There may be laws in your jurisdiction related to the use of an audio recorder in a particular manner, such as the use of a audio recording device as an invasion of privacy. Recording concerts, lectures and other events without the permission of the rights-holders is illegal.

## FCC REGULATION WARNING (FOR THE U.S.A.)

This device complies with part 15 of the FCC Rules. Operation is subject to the following two conditions: (1) This device may not cause harmful interference, and (2) this device must accept any interference received, including interference that may cause undesired operation. Any Changes or modifications not expressly approved by the party responsible for compliance could void the user's authority to operate the equipment.

FCC ID: T7V1315

## EUROPEAN R&TTE DoC

This product complies with the requirements of Directive 1999/5/EC  
To download the Declaration of Conformity, visit [www.instamic.io](http://www.instamic.io)



0 - 8

**WARNING:**  
**CHOKING HAZARD** — Small parts not for children under 8 years or any individuals who have a tendency to place inedible objects in their mouths.



Your product should be disposed of separately from household waste. When this product reaches its end of life, take it to a collection point designated by local authorities.

## INDUSTRY CANADA (BLUETOOTH MODULE)

This device complies with Industry Canada licence-exempt RSS standard (s). Operation is subject to the following two conditions: (1) this device may not cause interference, and (2) this device must accept any interference, including interference that may cause undesired operation of the device.

Le présent appareil est conforme aux CNR d'Industrie Canada applicables aux appareils radio exempts de licence.

L'exploitation est autorisée aux deux conditions suivantes:

- (1) l'appareil ne doit pas produire de brouillage, et
- (2) l'utilisateur de l'appareil doit accepter tout brouillage radioélectrique subi, même si le brouillage est susceptible d'en compromettre le fonctionnement.

CONTAINS IC: 216Q-1316

## JAPAN (BLUETOOTH MODULE)

This device is granted pursuant to the Japanese Radio Law and the Japanese Telecommunications Business Law

MIC ID: [R]202-LSDD72

JOIN THE #HAPPYRECORDING COMMUNITY!



[facebook.com/instamic](https://facebook.com/instamic)



[twitter.com/instamic](https://twitter.com/instamic)



[instagram.com/\\_instamic\\_](https://instagram.com/_instamic_)



[youtube.com/instamic](https://youtube.com/instamic)

Instamic is a trademark of Instamic in the USA and other countries.

Other product names, registered trademarks and company names in this document are the properties of their respective companies.

The contents of this document and the specifications of the product could be changed without warning.

Patent US 9,668,055 B2

### Instamic, Inc. - San Francisco

Copying or reproduction of this document in part or in whole without permission is prohibited.

**instamic<sup>®</sup>**

[www.instamic.io](http://www.instamic.io)