



LED Vapor Tight Light

Product Description

LED SION Vapor Tight use best Poly Carbonate Body, aluminum heat sink, poly carbonate lens, epistar led chips, anti-corrosion painting design. High-performance Replace 80-120W MH/HPS.

Advantage

- ETL, DLC certificate.
- Input voltage 100-277VAC.
- No UV or IR in the beam.
- Easy to install and operate.
- Energy saving, long lifespan.
- Light is soft and uniform, safe to eyes.
- Instant start, NO flickering, NO humming.
- Green and eco-friendly without mercury.
- Output constant current lever can be adjusted through output cable with 1-10V.

*The product can not be connected to a dimming device when it's equipped with Motion Sensor.



Application

Warehouse, factory and workshops; Exhibition hall and supermarkets, etc



<http://www.ledsion.com>

FREE:1-972-951-7795

E-mail:info@ledsion.com

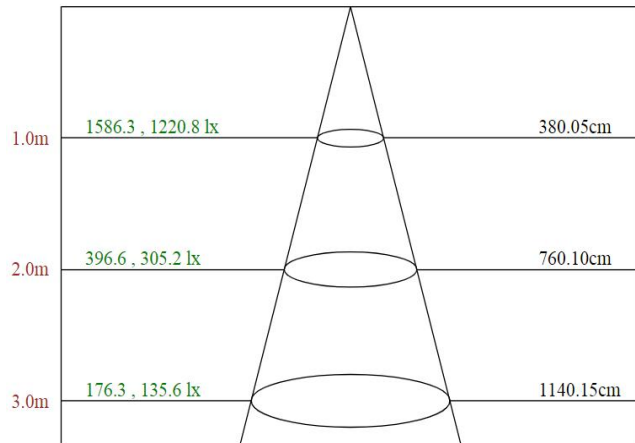
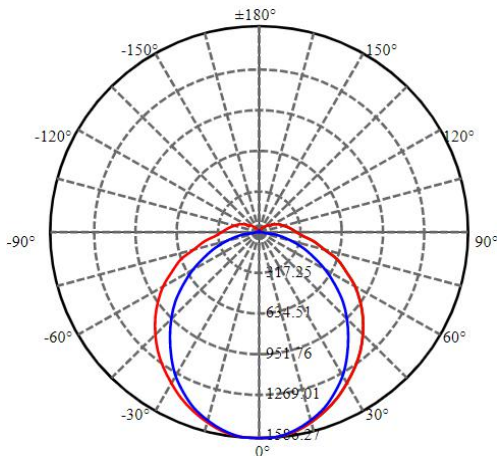
Add:3#GUANLAN OPTO INDUSTRIAL PARK,SHENZHEN,GUANGDONG,CHINA

LED Vapor Tight Light

Specifications

Model No.	OG-LED220-SF-DS
Input Power	40W
Lumen	4200-5200LM
Lumen Efficacy	105-130LM/W
Color Temperature	4000K, 4500K, 5000K, 5700K
CRI	>83
Viewing Angle	150°(wall installation), 360°(ceiling installation)
Input Voltage	100-277V / 347V AC 50/60Hz
PF	≥0.95
THD	≤20%
Driver Brand	China brand driver
Optional Accessory	Motion Sensor, PIR Sensor
LED Brand	Epistar
LED Type	SMD2835
LED QTY	288 PCS
Housing	PC body
Housing Color	White
Waterproof Rating	DAMP
Operating Temperature	-40°C TO 40°C
Operating Humidity	20%-90% RH
Storage Temperature	-40°C TO 80°C
Storage Humidity	10%-95% RH
Warranty Time	5 Years

Photometrics



<http://www.ledsion.com>

FREE:1-972-951-7795

E-mail:info@ledsion.com

Add:3#GUANLAN OPTO INDUSTRIAL PARK,SHENZHEN,GUANGDONG,CHINA


LED Vapor Tight Light

Projected LED Lumen Maintenance

Operating hours	0	25000	50000
Lumen maintenance factor	1	0.91	0.8

Data references the extrapolated performance projections for the Linear Highbay LED platform in a 25°C ambient, based on 10,000 hours of LED testing (tested per IESNA LM-80-08 and projected per IESNA TM-21-11).

Dimensions



Notice for User

Please turn off power before install or change assembly parts.
The input voltage and lamps should be matched, after connecting the power line,
Please make sure the wiring section is insulated.
No-professionals, must not install and disassemble the lamps.

After-sale Service

The product refers to electricians knowledge. Please don't disassemble it by yourself.
If any quality problem happens, please contact the factory for warranty details.
NOTE: Actual performance may differ as a result of end-user environment and application. All values are without notice.