



Triproof LED Light

Date:..... Location:

Product:.....Project:.....

Quantity:..... Catalog#



FEATURES

- IP65 rated water-proof, dust-proof, IK10 pressure-proof
- Easy installation and maintenance
- Special design linkable which support max 10 fixtures together
- 50,000 hours lifetime

SUITABLE APPLICATIONS

- Airport, Train station, Subway, Parking lot
- Factory, Workshops, Production line, Warehouse
- Tunnel, Basement, Storage, Roads etc



CONSTRUCTION:

Extruded opal prismatic material with UV protection
End Caps:white PC material

ELECTRICAL:

Available as 120-277V input. -22°F to104°F.

OPTICAL SYSTEM:

High brightness lumileds LED chips. High quality tem pc optics. 110° beam angle.

INSTALLATION&MOUNTING:

Wall/Ceiling Mounting with quick mount clips for easy installation. male female connectors for linkable.

WARRANTY:

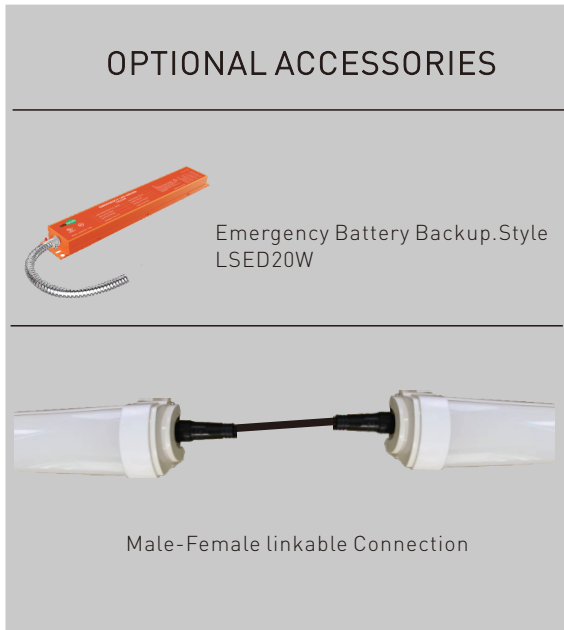
5-year limited warranty. Actual performance may differ as a result of end-user environment and application.

PERFORMANCE

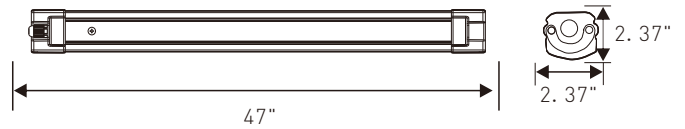
Model NO	SIZE	Wattage	Voltage	Light Efficiency	Kelvin Options
LS-TP40WF4-50K	4FT	40W	100-277V	130LM/W	3000K/4000K/5000K

Electric Characteristic

Model NO	Certificate	Input power	Lumens output	Efficiency	CRI	Color Temperature	lamps efficiency	Equivalent
LS-TP40WF4-50K	ETL CETL DLC	40W	5200LM	130LM/W	>80	3000-5000K	≥90%	110-150W MH/HPS



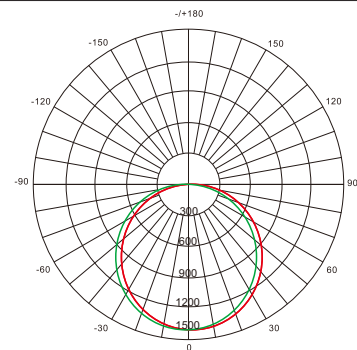
Electric Characteristic



WARNING

1. The installation and maintenance must be completed by electricians or professionals.
2. Please cut off the power before installation and maintenance.
3. The thermally insulating material is not allowed to cover the fixture.
4. Please keep away from the corrosive substance, and keep the fixture dry and clean.
5. Working temperature: -4°F~104°F, storage temperature: -22°F~140°F.

DISTRIBUTION DIAGRAM



AVERAGE BEAM ANGLE(50%): 113°

UNIT:CD
 Test Number:LS-TP40WF4-50K - C0/180,110.9
 Lumens:5200LM - C30/210,110.5
 Test Number:40W - C60/240,109.3
 Test Number:5000K - C90/270,109.1

PACKAGE/WEIGHT

Model No	Size	Master Carton Size	Qty/Carton	Weight
		(LxWxH)		(KG) / (LBS)
LS-TP40WF4-50K	4FT	47"×5.7"×3.5"	6	12.5KG/27.7lbs

Installation Manual

Step1

Turn off the switch

Step2

① Drill 6mm holes on the roof/wall

② Insert 6mm expansion pipe into the hole and fix the bracket by M4 screw

Step3

Single

Connect in series

Outlet box

Connect the wire in the outlet box.

Step4

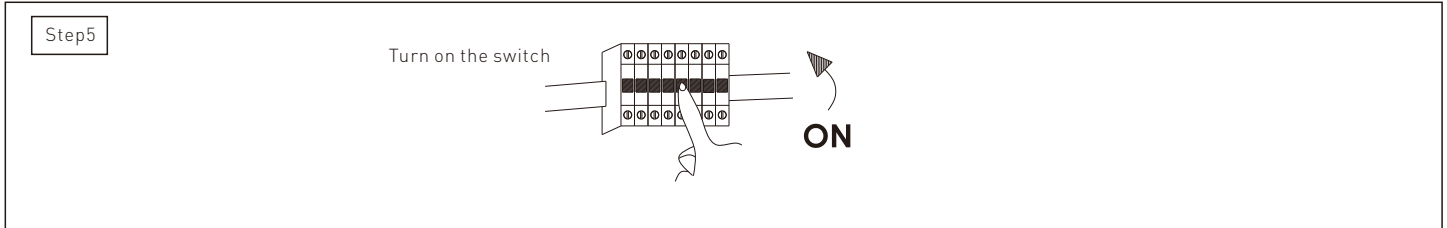
① ceiling Installation

② The final apperence

Tighten the screw with screwdriver

ATTENTION FRENCH

The max wattage in series can be 540W
La puissance électrique maximal en série peut être de 540W



Caution: Please note that DO NOT use this product in the following places/application

- 1.The place has a large quantity of lampblack and smoke,such as:kitchen and Food processing factory etc.
- 2.The place has a large quantity of chemical corrosive substance,such as:chemical plant and stockyard etc.
- 3.The place has poor temperature conditions,large-scale temperature variation,which would easily lead to broken and damage the product,the applicable operating temperature is between -15 and 45 degrees.

ATTENTION: à noter qu'il ne faut pas utiliser le produit dans les endroits suivants

1. Dans un lieu avec une grande quantité de fumé, par exemple: cuisine, une usine de transformation alimentaire etc.
2. Dans un endroit avec une grande quantité de substance corrosive chimique, tels qu'une: usine de produits chimiques, parc de stockage, etc.
3. Dans des lieux froids ou à variations de température à grande échelle, qui pourrait facilement emmener à casser et/ou endommager le produit. La température de fonctionnement applicable au produit est comprise entre -15 et 45 degrés.