



**ICARIAN<sup>®</sup> SERIES**  
STRENGTH LINE

**PRECOR<sup>®</sup>**



## Icarian® Strength Line

With a selection of Functional Selectorized and Multi-Station products, our Icarian Strength Line is the solid foundation to support your strength offering, making it easy for everyone to begin and progress in strength training.

To complement your facility, every product is durable, streamlined, and available in a variety of color combinations.

### Icarian® Color Options

#### Frame




Gloss Metallic Silver



Black Pearl




Metallic Ash



Desert Bronze



Black Magic Gloss



Gloss White

- Colors may vary.
- Upholstery colors other than black are available at an additional cost.
- FTS Glide is only available in the Gloss Metallic Silver frame color
- Custom colors available. Please contact a Precor Sales Representative.

#### Upholstery



All Spice



American Beauty



Black



Blue Jay



Burgundy



Deep Clay



Grey



Hunter Green



Navy



New Purple



Regal Blue



Slate

# Icarian® Functional Selectorized



**407B**  
**Adjustable Cable Crossover**

- Dimensions (LxWxH):  
176 x 43 x 91 in (447 x 109 x 231 cm)
- Weight: 870 lbs (396 kg)
- Weight stack: 200 lbs (91 kg)
- Adjustable Start Position



**FTS**  
**Functional Training System**

- Dimensions (LxWxH):  
98 x 58 x 91 in (249 x 147 x 230 cm)
- Weight: 840 lbs (382 kg)
- Weight stack: 190 lbs (86 kg)
- Adjustable Start Position



**FTS Glide**  
**Functional Training System**

- Dimensions (LxWxH):  
53 x 48 x 85 in (135 x 122 x 216 cm)
- Weight: 672 lbs (305 kg)
- Weight stack: 2 x 200 lbs (2 x 91 kg)



**302**  
**Longpull**

- Dimensions (LxWxH):  
111 x 43 x 93 in (282 x 109 x 236 cm)
- Weight: 590 lbs (268 kg)
- Weight stack: 250 or 300 lbs (114 or 136 kg)



**304**  
**Pulldown**

- Dimensions (LxWxH):  
73 x 43 x 92 in (185 x 109 x 234 cm)
- Weight: 545 lbs (248 kg)
- Weight stack: 250 or 300 lbs (114 or 136 kg)



**320**  
**Dip / Chin Assist**

- Dimensions (LxWxH):  
61 x 54 x 93 in (155 x 137 x 236 cm)
- Weight: 635 lbs (289 kg)
- Weight stack: 200 lbs (91 kg)

# Icarian® Multi-Stations



## CW2222 6-Stack

Cable Crossover, Pulldown, Longpull, Adjustable Hi/Lo Pulley, Dip-Chin Assist

### Other Configurations

- CW2223: Cable Crossover, Pulldown, Longpull, Adjustable Hi/Lo Pulley, Dip-Chin Assist
- CW2224: Cable Crossover, Pulldown, Longpull, Adjustable Hi/Lo Pulley Pulldown
- CW2270: Cable Crossover, Longpull, Triceps Pushdown, Pulldown, Dip-Chin Assist
- CW2275: Cable Crossover, Longpull, Triceps Pushdown, Pulldown, Dip-Chin Assist



## CW2505 8-Stack

Cable Crossover, Pulldown (2), Longpull (2), Adjustable Hi/Lo Pulley (2)

### Other Configurations

- CW2502: Cable Crossover, Longpull (2), Triceps Pushdown, Dip-Chin Assist, Pulldown (2)
- CW2503: Cable Crossover, Longpull (2), Triceps Pushdown, Dip-Chin Assist, Pulldown, Adjustable Hi/Lo Pulley
- CW2504: Cable Crossover, Pulldown (2), Longpull (2), Dip-Chin Assist, Adjustable Hi/Lo Pulley



## CW2912 12-Stack

Cable Crossover (2), Longpull (2), Triceps Pushdown (2), Adjustable Hi/Lo Pulley, Pulldown (2), Dip-Chin Assist

### Other Configurations

- CW2913: Cable Crossover (2), Longpull (3), Triceps Pushdown (2), Pulldown (3)

*Icarian Multi-Station weight stack shrouds are not available*

*Cable Crossover has two Adjustable Hi/Lo Pulley stations connected by an overhead beam with pull-up bar*

# Icarian® Multi-Stations



## 820 Multi-Gym

- Dimensions (LxWxH): 183 x 158 x 92 in (465 x 402 x 234 cm)
- Weight: 3251 lbs (1475 kg)
- Optional add-on weights



## CW2004 2-Stack

Pulldown, Longpull

### Other Configurations

- CW2006: Longpull (2)
- CW2008: Pulldown (2)



## CW2131 4-Stack

Pulldown, Longpull, Dip-Chin Assist, Adjustable Hi/Lo Pulley

### Other Configurations

- CW2137: Pulldown, Longpull, Adjustable Hi/Lo Pulley (2)
- CW2151: Pulldown (2), Adjustable Hi/Lo Pulley, Dip-Chin Assist
- CW2163: Pulldown, Longpull, Triceps Pushdown, Dip-Chin Assist
- CW2168: Pulldown, Longpull, Triceps Pushdown, Adjustable Hi/Lo Pulley
- CW2180: Cable Crossover, Pulldown, Dip-Chin Assist
- CW2190: Cable Crossover, Pulldown, Longpull



## CW2201 5-Stack

Cable Crossover, Pulldown, Longpull, Dip-Chin Assist

### Other Configurations








- CW2200: Cable Crossover, Pulldown, Longpull, Adjustable Hi/Lo Pulley
- CW2205: Cable Crossover, Pulldown, Longpull, Adjustable Hi/Lo Pulley

## CW2055 3-Stack

Dip-Chin Assist, Cable Crossover

*Icarian Multi-Station weight stack shrouds are not available*









# Icarian® Functional Selectorized & Multi-Stations


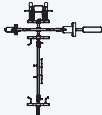
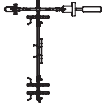
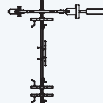
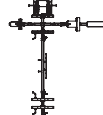

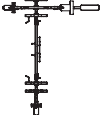
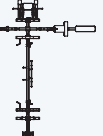
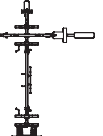
Model	Multi-Gym 820 	Functional Training System FTS 	Adjustable Cable Crossover 407B 	FTS Glide 	Longpull 302 	Pulldown 304 	Dip/Chin Assist 320 
Machine	Multi-Station	Functional Trainer	Functional Trainer	Functional Trainer	Machine Defined	Machine Defined	Machine Defined
Features							
Instructional Placard	-	•	-	•	-	-	-
Single Weight Stack	-	-	-	-	•	•	•
Dual Weight Stack	•	•	•	•	-	-	-
Weight Stack - Standard	**See Below	190 lbs / 86 kg	150 lbs / 68 kg	2 x 200 lbs / 2 x 91 kg	250 lbs / 114 kg	250 lbs / 114 kg	200 lbs / 91 kg
Weight Stack - Heavy	-	-	200 lbs / 91 kg	-	300 lbs / 136 kg	300 lbs / 136 kg	-
Rubber Feet (Optional)	•	•	•	-	•	•	•
Add-On Weight	-	•	-	-	•	•	-
Weight & Dimensions							
Product Weight	3251 lbs / 1475 kg	840 lbs / 382 kg	870 lbs / 396 kg	672 lbs / 305 kg	590 lbs / 268 kg	545 lbs / 248 kg	635 lbs / 289 kg
Dimensions (LxWxH)	183 x 158 x 92 in 465 x 402 x 234 cm	98 x 58 x 91 in 249 x 147 x 230 cm	176 x 43 x 91 in 447 x 109 x 231 cm	53 x 48 x 85 in 135 x 122 x 216 cm	111 x 43 x 93 in 282 x 109 x 236 cm	73 x 43 x 92 in 185 x 109 x 234 cm	61 x 54 x 93 in 155 x 137 x 236 cm
Workout Area (LxW)	-	98 x 96 in 250 x 240 cm	-	53 x 84 in 140 x 220 cm	111 x 43 in 282 x 109 cm	73 x 43 in 185 x 109 cm	61 x 54 in 155 x 137 cm
Warranty*							
Frame	10 years	10 years	10 years	10 years	10 years	10 years	10 years
Parts (Mechanical & Electronic)	5 years	5 years	5 years	5 years	5 years	5 years	5 years
Wear Items	6 months	6 months	6 months	6 months	6 months	6 months	6 months
Other (including Hand Grips, End Caps, Cables, Selector Pins, Shrouds)	1 year	1 year	1 year	1 year	1 year	1 year	1 year
Labor	1 year	1 year	1 year	1 year	1 year	1 year	1 year

**KEY:** • Standard - Not available

\* Consult your Limited Warranty statement for covered items. \*\* Cable Crossover has two Adjustable Hi/Lo Pulley stations connected by an overhead beam with pull-up bar.

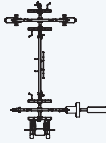
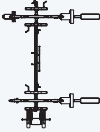
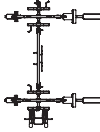
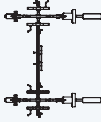


# Icarian® Multi-Stations

Model	CW2004	CW2006	CW2008	CW2055	CW2131	CW2137	CW2163	CW2168	CW2180
									
<b>Stack</b>	2-Stack Multi-Station	2-Stack Multi-Station	2-Stack Multi-Station	3-Stack Multi-Station	4-Stack Multi-Station	4-Stack Multi-Station	4-Stack Multi-Station	4-Stack Multi-Station	4-Stack Multi-Station
<b>Stations</b>									
Longpull	•	••	••	-	•	•	•	•	-
Pulldown	•	-	-	-	•	•	•	•	•
Triceps Pushdown	-	-	-	-	-	-	•	•	-
Adjustable Hi/Lo Pulley	-	-	-	-	•	••	-	-	-
Dip/Chin Assist	-	-	-	•	•	-	•	-	•
Cable Crossover**	-	-	-	•	-	-	-	-	•
<b>Dimensions</b>									
(LxWxH)	152 x 44 x 93 in 387 x 112 x 236 cm	190 x 43 x 93 in 483 x 110 x 236 cm	115 x 44 x 93 in 292 x 112 x 236 cm	204.5 x 53.5 x 91.8 in 519 x 136 x 233 cm	188 x 86 x 93 in 478 x 219 x 236 cm	188 x 68 x 93 in 478 x 172 x 236 cm	157 x 118 x 93 in 399 x 300 x 236 cm	137 x 118 x 93 in 348 x 300 x 236 cm	250 x 55 x 93 in 635 x 140 x 236 cm
<b>Warranty*</b>									
Frame	10 years	10 years	10 years	10 years	10 years	10 years	10 years	10 years	10 years
Parts (Mechanical & Electronic)	5 years	5 years	5 years	5 years	5 years	5 years	5 years	5 years	5 years
Wear Items	6 months	6 months	6 months	6 months	6 months	6 months	6 months	6 months	6 months
Other (including Hand Grips, End Caps, Cables, Selector Pins, Shrouds)	1 year	1 year	1 year	1 year	1 year	1 year	1 year	1 year	1 year
Labor	1 year	1 year	1 year	1 year	1 year	1 year	1 year	1 year	1 year

Modular System	CW2190	CW2151	CW2201	CW2205	CW2200	CW2222	CW2223	CW2224	CW2270	CW2275
										
<b>Stack</b>	4-Stack Multi-Station	4-Stack Multi-Station	5-Stack Multi-Station	5-Stack Multi-Station	5-Stack Multi-Station	6-Stack Multi-Station	6-Stack Multi-Station	6-Stack Multi-Station	6-Stack Multi-Station	6-Stack Multi-Station
<b>Stations</b>										
Longpull	•	-	•	•	•	•	•	•	•	•
Pulldown	•	••	•	•	•	•	•	••	•	•
Triceps Pushdown	-	-	-	-	-	-	-	-	•	•
Adjustable Hi/Lo Pulley	-	•	-	-	•	•	•	•	-	-
Dip/Chin Assist	-	•	•	-	-	•	•	-	-	•
Cable Crossover**	•	-	•	•	•	•	•	•	•	•
<b>Dimensions</b>										
(LxWxH)	300 x 55 x 93 in 768 x 140 x 236 cm	300 x 55 x 93 in 762 x 140 x 236 cm	223 x 188 x 93 in 566 x 478 x 236 cm	204 x 188 x 93 in 518 x 478 x 236 cm	204 x 188 x 93 in 518 x 478 x 236 cm	236 x 188 x 93 in 600 x 478 x 236 cm	236 x 188 x 93 in 600 x 478 x 236 cm	246 x 188 x 93 in 625 x 478 x 236 cm	266 x 175 x 93 in 676 x 445 x 236 cm	234 x 175 x 93 in 595 x 445 x 236 cm
<b>Warranty*</b>										
Frame	10 years	10 years	10 years	10 years	10 years	10 years	10 years	10 years	10 years	10 years
Parts (Mechanical & Electronic)	5 years	5 years	5 years	5 years	5 years	5 years	5 years	5 years	5 years	5 years
Wear Items	6 months	6 months	6 months	6 months	6 months	6 months	6 months	6 months	6 months	6 months
Other (including Hand Grips, End Caps, Cables, Selector Pins, Shrouds)	1 year	1 year	1 year	1 year	1 year	1 year	1 year	1 year	1 year	1 year
Labor	1 year	1 year	1 year	1 year	1 year	1 year	1 year	1 year	1 year	1 year

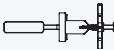
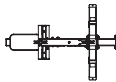

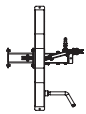
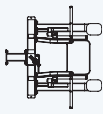
**KEY:** • Standard - Not available \* Consult your Limited Warranty statement for covered items. \*\* Cable Crossover has two Adjustable Hi/Lo Pulley stations connected by an overhead beam with pull-up bar.

# Icarian® Multi-Stations

Modular System	CW2501	CW2502	CW2503	CW2504	CW2505	CW2912	CW2913
							
<b>Stack</b>	8-Stack Multi-Station	8-Stack Multi-Station	8-Stack Multi-Station	8-Stack Multi-Station	8-Stack Multi-Station	12-Stack Multi-Station	12-Stack Multi-Station
<b>Stations</b>							
Longpull	•	••	••	••	••	••	•••
Pulldown	••	••	••	••	••	••	•••
Triceps Pushdown	•	•	•	•	-	••	••
Adjustable Hi/Lo Pulley	•	-	•	•	••	•	-
Dip/Chin Assist	•	•	•	•	-	•	-
Cable Crossover**	•	•	•	•	•	••	••
<b>Dimensions</b>							
(LxWxH)	263 x 188 x 93 in 669 x 478 x 236 cm	263 x 188 x 93 in 669 x 478 x 236 cm	248 x 188 x 93 in 630 x 478 x 236 cm	248 x 188 x 93 in 630 x 478 x 236 cm	248 x 188 x 93 in 630 x 478 x 236 cm	412 x 185 x 93 in 1047 x 470 x 236 cm	412 x 185 x 93 in 1047 x 470 x 236 cm
<b>Warranty*</b>							
Frame	10 years	10 years	10 years	10 years	10 years	10 years	10 years
Parts (Mechanical & Electronic)	5 years	5 years	5 years	5 years	5 years	5 years	5 years
Wear Items	6 months	6 months	6 months	6 months	6 months	6 months	6 months
Other (including Hand Grips, End Caps, Cables, Selector Pins, Shrouds)	1 year	1 year	1 year	1 year	1 year	1 year	1 year
Labor	1 year	1 year	1 year	1 year	1 year	1 year	1 year

**KEY:** • Standard - Not available

\* Consult your Limited Warranty statement for covered items. \*\* Cable Crossover has two Adjustable Hi/Lo Pulley stations connected by an overhead beam with pull-up bar.

Modular Station	Longpull	Pulldown	Triceps Pushdown	Adjustable Hi/Lo Pulley	Dip/Chin Assist
					
<b>Weight Stack</b>	250 lbs / 114 kg	250 lbs / 114 kg	200 lbs / 91 kg	200 lbs / 91 kg	150 lbs / 68 kg

Learn more at: [go.precor.com/icarian](http://go.precor.com/icarian)

© 2018 Precor Incorporated. Precor reserves the right to make any changes without prior notice.  
Last Revision: September 2018.