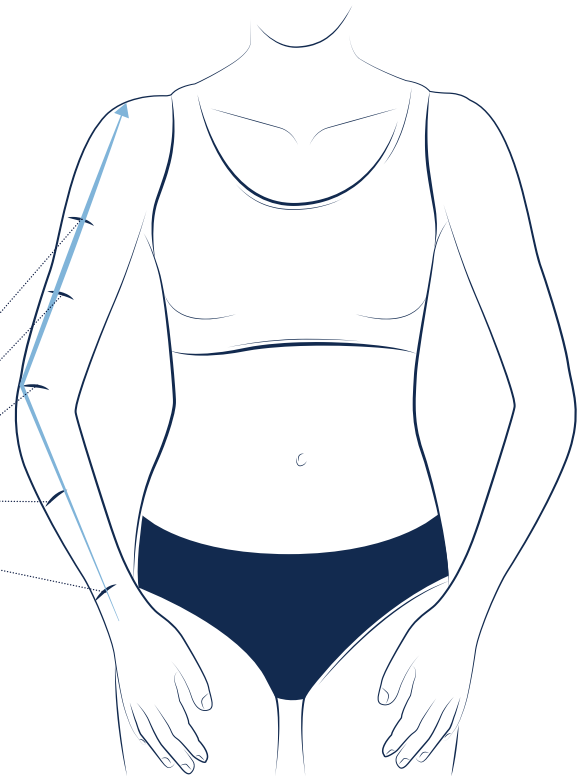


MOBIDERM SLEEVES

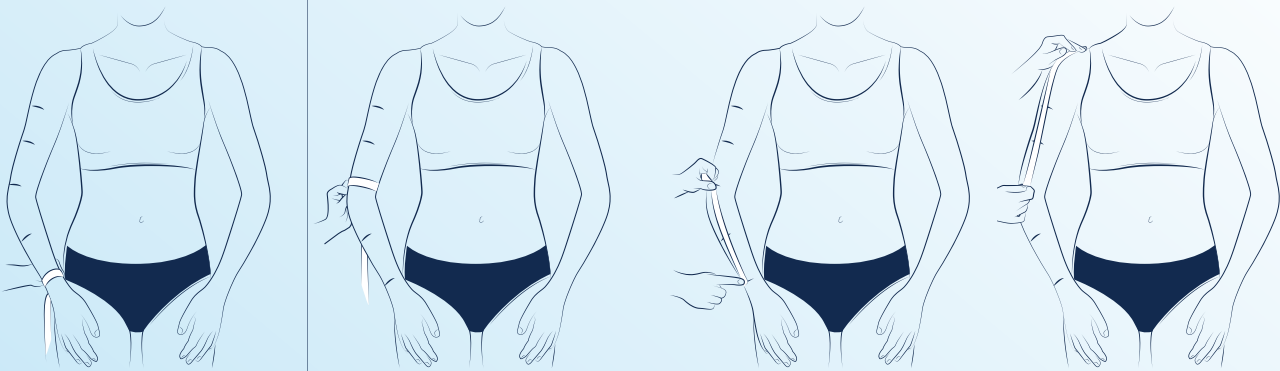
POSITION OF THE ANATOMICAL MARKERS

- G - corresponds to the axilla (armpit)
- F - corresponds to the widest point of the biceps
- E - is located at the level of the olecranon
- D - equidistant between A and C or at the starting site of the oedema
- C - to be measured at the narrowest point of the wrist external face in the middle of the radial ulnar joint



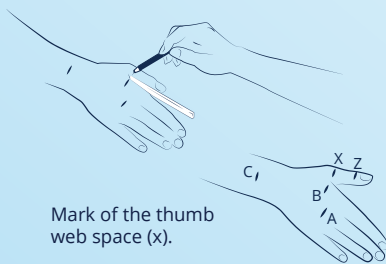
→ Positioning of the measuring tape to measure heights

ARMSLEEVE



The lengths must be measured from the middle of the wrist to the tip of the elbow, then at the outside of the arm up to the desired finished height.

MITTEN



Mark of the thumb web space (x).



Measure the circumference (x) at the base of the thumb and at the end (z). For technical reasons, the length of the thumb (xZ) cannot be less than 2 cm.



The circumference at the end of the mitten (cA) is located at the head of the metacarpal bones.



Measure the length of the mitten:
 1 / from the wrist (C) to the base of the thumb (X)
 2 / from the wrist (C) to the finished height (A)



- ORDER (by default)
- QUOTATION
- RENEWAL



RETAILER IDENTIFICATION

Customer code:

Patient's surname:

Patient's first name:

Gender : M F Child

Patient's height:

Case No. for renewal

1st treatment

Date : Quantity:

I authorize my health care professional to collect my data and to communicate them to Thuasne company as part of the processing of my made to measure medical device in accordance with Law No 78-17 of 6 January 1978, and European Regulation No 2016/679/ EU of 27 April 2016, I have rights including in particular the rights of access, rectification, portability and deletion of my data. I can exercise these rights by contacting the health care professional to who I ordered my medical device.

Patient signature

**If possible, please enclose photos of the limb to be fitted.
Please draw in the contours of the garment on the diagram and cross unnecessary measures.**

RIGHT ARM LEFT ARM

Fill out one form for each side

Models

- Armsleeve (big blocks only)
- Armsleeve with mitten with thumb (big blocks on the arm and small blocks on the hand)
- Armsleeve with mitten without thumb (big blocks on the arm and small blocks on the hand)

Sleeve options

- Anti-slip with silicone dots 3 cm
- Velcro opening

Comments

.....

.....

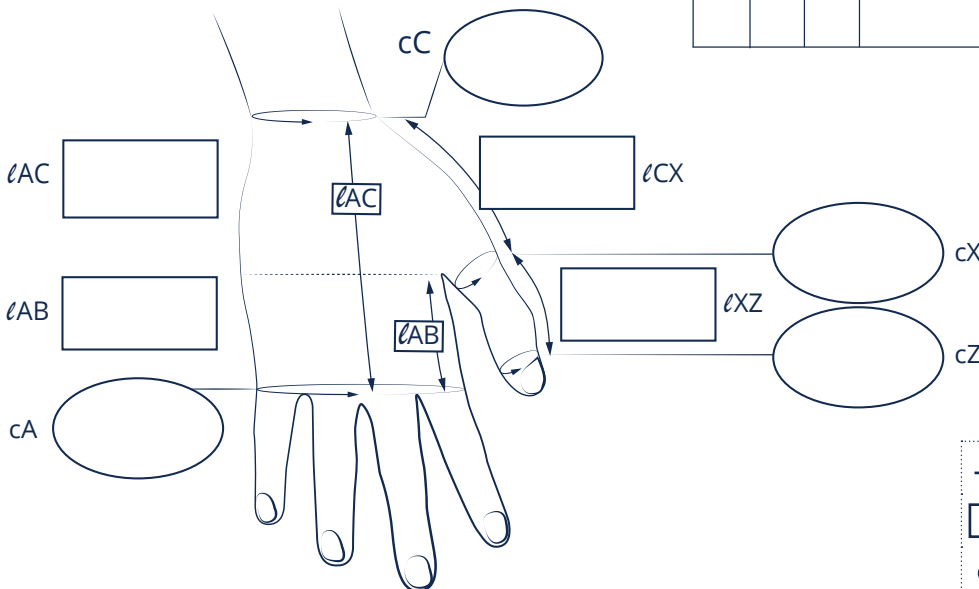
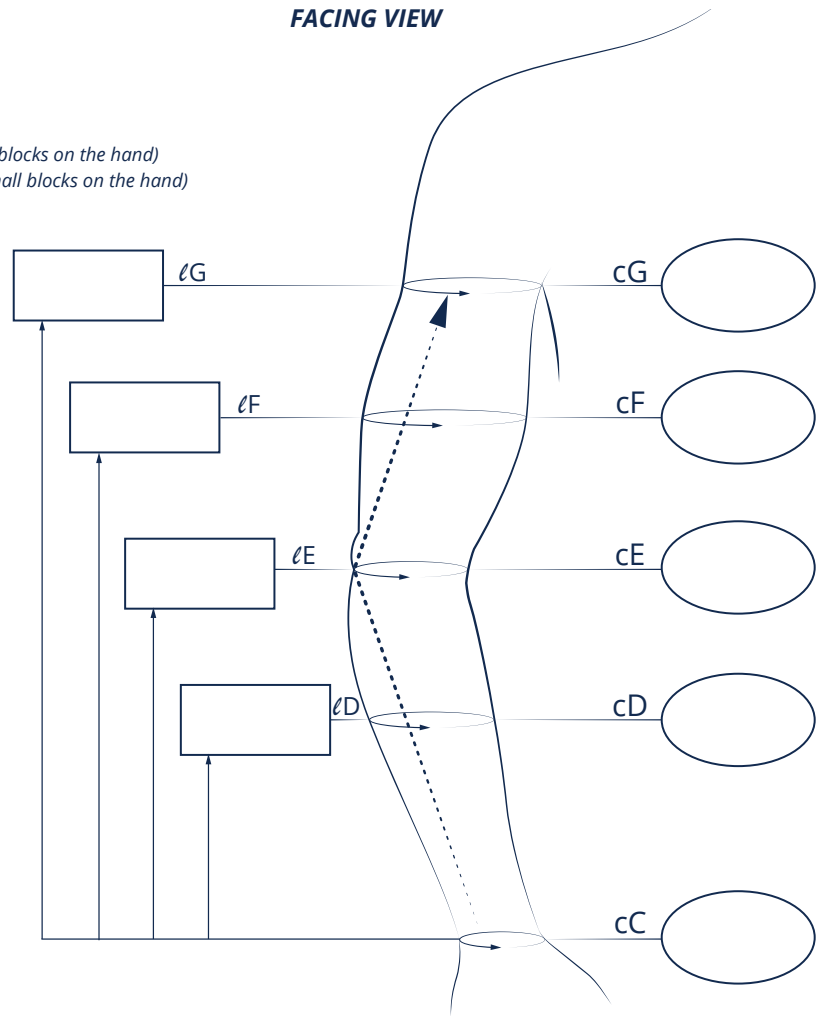
.....

.....

.....

.....

FACING VIEW



---> Positioning the measuring tape to measure heights

Length in cm

Circumference in cm

Please contact your regular Thuasne distributor