



HM-FGS-PS-00053

Please check your box for accuracy.
All of these pieces should be included.



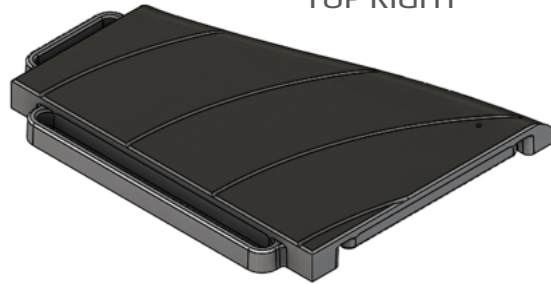
FLIGHT DECK



RODS
(2 Long, 2 Short)



TOP



TOP RIGHT



TOP LEFT



BOTTOM RIGHT



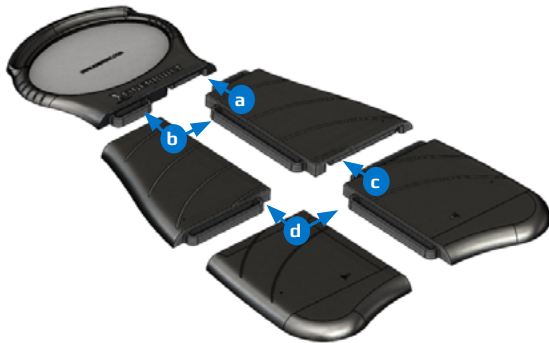
BOTTOM LEFT



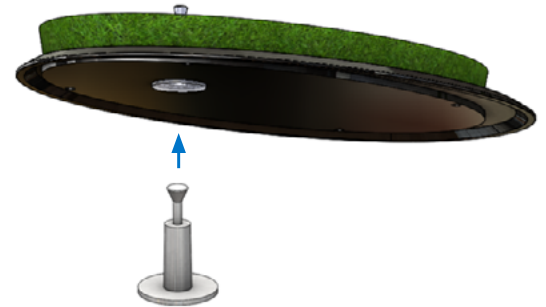
ADJUSTABLE TEE

[Images not to scale]

- 1 Piece the rubber base components together in the following order:




- 2 For Tee Shots: Insert Adjustable Tee into Flight Deck from under the Flight Deck base.



- 3 Press the Flight Deck into the cavity of the same shape in the base.



- 4 Rods can be used:
- a) in side slots to guide swing path;
 - b) in slots on mat to check alignment and ball position;
 - c) standing upright in holes on base to prevent swaying.



DOUBLE THE LIFE OF YOUR WARRANTY TODAY FOR FREE

For a free one-year extension to our standard warranty, exclusive access to insider deals, new product information and much more, register your mat today at:

FiberbuiltGolf.com/register

Be sure to select the following:

**FIBERBUILT GRASS SERIES
PRACTICE STATION**

SKU#: HM-FGS-PS-00053