

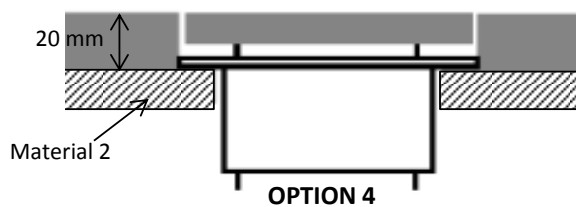
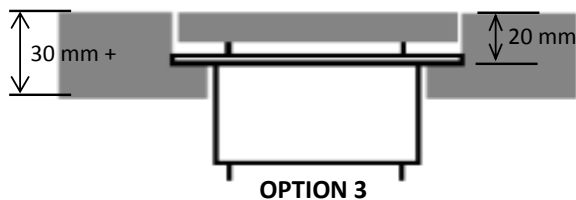
B - 'Inset' at -20mm below surface.

B - 'INSET' (REBATED)

This method involves the installation of the unit at exactly 20mm below the Counter-top surface so that the product can be fully disguised into its location with a custom top that also replaces the steel one. This is known as an "Inset" or rebated method. The maximum thickness of this custom top is also 12mm.

In worktop materials of 30mm thickness and above, installation is achieved by sitting the collar on a rebate shelf within the material.

For materials of 20mm thickness, installation is achieved by sitting the collar on a "false" rebate, created by using a second material below it.



NB. If your Worktop material is only 12mm thick (e.g. Corian or Silestone) please see thru-view Option 5

THRU-VIEW SUMMARY OF INSTALLATION OPTIONS

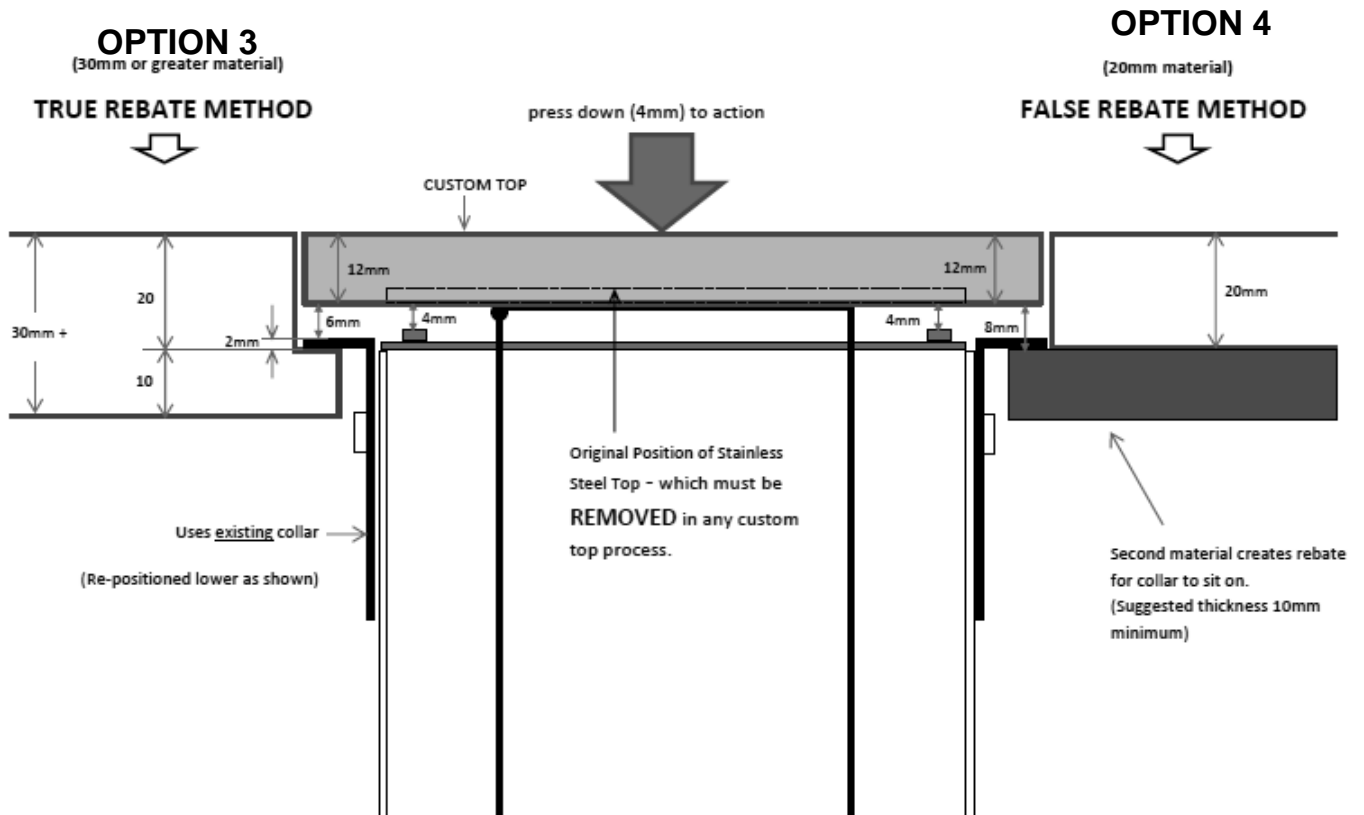
WE RECOMMEND THAT ALL 'CUT-OUT' PROCESSES AND/OR ANY 'CUSTOM TOP' FABRICATION SHOULD BE DONE BY YOUR SPECIALIST WORKTOP PROVIDER

REMINDER! – MAX THICKNESS OF ANY CUSTOM TOP IS 12mm

(OPTIONS 3 & 4)

COMPARISON THRU-VIEW

(True rebate in solid material or "false rebate" below 20mm material)



(OPTION 5)

INSTALLATION BELOW 12mm MATERIAL – using a 12mm top also.

(by use of an additional 18mm layer, to create the rebate at -20mm depth for Collar to sit on)

