



## **RefectoCil** Intense Brow[n]s

# LASH TINTING


Eyelashes can also be dyed with RefectoCil Intense Browns. No primer is needed for this, as no skin coloration is necessary.

Start the application with the Base Gel. Due to the herbal ingredients, Intense Browns is particularly suitable for sensitive customers and customers that usually tend to feel uncomfortable during lash tinting.



INTENSIFYING

**RefectoCil**  
Intense Brow[n]s™



**Clean**

First remove contact lenses. Clean eyelashes before tinting using the **RefectoCil Micellar Eye Make-up Remover** (or **RefectoCil Brow & Lash Foam**) and **RefectoCil Saline Solution**.



**Eye Care Pads**

Now apply the **RefectoCil Silicone Pads** or the **RefectoCil Eye Care Pads** to protect the skin against unwanted tint stains.



**Skin Protection**

Use a pea-sized amount of **RefectoCil skin protection cream & eye mask**. The oily formula protects the skin from unwanted staining.



**Skin Protection**

Apply the **RefectoCil Skin Protection Cream and Eye Mask** to the upper eyelid.

INTENSIFYING





### Base Gel

Open the **Base Gel (Step 1)** and squeeze a pea-sized amount into a clean **RefectoCil** cosmetic dish.

**Application time: 2 minutes!**




### Remove

Remove **Base Gel** using a dry cotton swab.



### Wait!

Important: For most intense and perfect results, let the lashes dry for **4 minutes** before the next step.



### Activator Gel

Open the **Activator Gel (Step 2)**. Squeeze a pea-sized amount of the **Activator Gel** into a clean cosmetic dish and apply the **Activator Gel** to the lashes. Work very precisely to avoid tint stains on the skin.

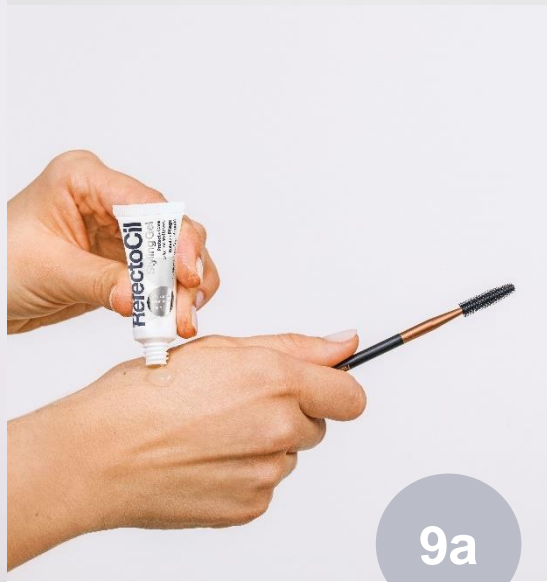
**Application time: 1 minute!**

**RefectoCil**  
Intense Brow[n]s™



**Remove**

Remove **Activator Gel** using a wet cotton pad and any unwanted stains using a dry cotton swab with the **RefectoCil Intense Brow[n]s Tint Remover**.



**Care**

Apply the **RefectoCil Styling Gel** to nourish the eyebrow hair and provide shine.



**Care**

**Info - In the salon:**  
For hygienic reasons it is important not to use the same brush on all customers. Remove the **Styling Gel** from the tube with a clean **RefectoCil brush** and apply it with the rubber spoolie.



**Effect**

Accentuated lashes, the frame for the eye!

INTENSIFYING