



CORAL

CORAL®

Product
Collection

featuring

Tajima

earthwise®
by **CORAL**

Welcome

At Coral, we've always been passionate about developing tools and equipment that improve the decorating projects we all encounter. Driven by our love for product innovation and in-depth understanding of the common challenges faced by decorators and DIY enthusiasts, our mission is to make decorating effortless and more enjoyable whether you're painting a home or wallpapering a hotel.

Our latest product collection is our biggest yet with the addition of 80 new items. The popular Aspire® range has seen a significant extension of its brush lines and the addition of new paint rollers, offering decorators the exceptional quality and finish that professional reputations are built upon. Other key additions are the revolutionary new Earthwise® brush and roller lines, which deliver meaningful product innovation to give customers more eco-conscious choices without any compromise on performance.

To further support our stockists, we now offer a range of branded retail fixtures and POS to create stand-out product displays that get the most out of your available in-store footprint. Ask your account manager for details.

Coral is a proud Associate Partner Member of the Painting and Decorating Association.



Contents

Intelligent Thinking	4
Paint Brushes	5
Paint Rollers & Pads	33
Decorators' Equipment	57
Tool Care Tips	110
Product Comparisons	112
Index	113
How to Order	115

In this market, a little intelligent thinking goes a long way

Coral was founded on the basis that many everyday tools can create problems for the user through poor design. In addition, many decorating tasks could be made much easier with a little intelligent thinking.

From this light-bulb moment, our founding team knew there was a way to differentiate Coral from other brands. This set them on a path that was to create some truly iconic decorating products.

There's something special about a Coral product that sets it apart from the rest. First, it engages you with its innovative design. Then, it captivates you with its functional benefits. Finally, it assures you with its use of materials and attention to detail.

Coral's ability to blend innovative design, contemporary styling and distinctive brand livery is unique within the industry. While many brands concentrate on just part of this, Coral focuses on the whole user experience – creating products that work well and are a pleasure to decorate with.

Coral is one of the fastest growing companies in the UK decorating products market, and it continues to earn accolades and awards for its unique, innovative designs.



Credentials

- **Highly experienced**
- **Multi-award winning**
- **Nationwide account team**
- **Privately-owned British company**
- **ISO9001:2015**
- **ISO14001:2015**
- **Certified FSC® C138898**

Look for our FSC®-certified products



Paint Brushes

Every decorator needs a suitable brush. Whether it's a beautifully crafted paint brush for your finest work, or a practical brush designed to perform on the job – functionality and performance matter.

Our newly-expanded brush category incorporates several exciting new launches for use on an even greater range of painting tasks, giving decorators of all skill levels more choice than ever before. Our popular Aspire® professional range (from p6) now has quadrupled its offer, with other notable additions including the innovative, fully recyclable Earthwise® brushes (p17) plus new trade-focused painters' packs (p21).

Optimise the performance of your paint tools and extend their useful lifespan with our care and maintenance tips on p110.





The oval profile Aspire paint brushes have been developed to offer best-in-class performance for accurate line work and an ultra-fine finish.

Aspire® Oval

- **Oval profile**
- **PBT filaments for a fine finish**
- **Achieve neat and precise lines**
- **For all paints and stains**
- **Premium beech hardwood handle**

The popular Aspire professional brush line has been extended to include an outstanding oval profile line that has been designed by experts for greater application speed, accurate neat lines and a superb finish.

Firm, straight-cut brush heads feature a fusion of firm long tapered and micro-tipped filaments that hold their form on each use. You'll notice the performance upgrade in productivity and ultra-smooth finish, making them ideal for use with water or solvent-based paints.

The ergonomic elegant beavertail handles are crafted from premium beech hardwood, with a matt stainless steel ferrule.

Achieve the performance that highly-esteemed professional reputations are built upon.



NEW	SKU	VARIANT	SIZE	PACK
■	31749	6 Pack	2x 1.5", 2x 2", 2" Angled Stubby	8
■	31748	4 Pack	1.5", 2", 2" Angled, 2" Angled Stubby	8
■	31741	-	1"	8
■	31742	-	1.5"	8
■	31743	-	2"	8
■	31745	-	3"	8



CORAL

Trusted by Decorators

**PREMIUM TAPERED
FILAMENTS**

Controlled paint release
and a fine finish

OVAL PROFILE

For impressive
paint loading


FREE 2" CUTTING-IN BRUSH

Exceptional cutting-in
for quick, neat lines

ELEGANT CRAFTSMANSHIP

Unlacquered wood handles
for a quality finish

Aspire® Oval



Aspire's angled oval form stubby and long-handle brushes deliver impressive coverage and accuracy for professional results when cutting-in.

Aspire® Oval Angled

Aspire® Oval Angled Cutting-In Brush SRP

- PBT filaments for a fine finish
- Achieve neat and precise lines
- For all paints and stains
- Premium beech hardwood handle



NEW	SKU	VARIANT	SIZE	PACK
■	31753	-	2"	16

Aspire® Oval Angled

- PBT filaments for a fine finish
- Achieve neat and precise lines
- For all paints and stains
- Premium beech hardwood handle



NEW	SKU	VARIANT	SIZE	PACK
■	31763	-	2"	8

Aspire® Oval Angled Long Handle

- PBT filaments for a fine finish
- Achieve neat and precise lines
- For all paints and stains
- Extra balance and control



NEW	SKU	VARIANT	SIZE	PACK
■	31773	-	2"	8

Aspire® Flat Angled



A new addition to the Aspire brush range is a popular angled profile, short-handled stubby brush for professional results when cutting-in and edging.

Aspire® Angled Cutting-In Brush SRP

- PBT filaments for a fine finish
- Achieve neat and precise lines
- For all paints and stains
- Premium beech hardwood handle



Combining an angled flat brush head profile with an ever-popular short stubby handle, this quality cutting-in brush offers superior control for exceptional neat edges.

NEW	SKU	VARIANT	SIZE	PACK
■	31723	-	2"	16

Aspire® Angled Brush

- PBT filaments for a fine finish
- Achieve neat and precise lines
- For all paints and stains
- Premium beech hardwood handle



With the addition of an angled 2" brush to the Aspire flat brush range, professionals can be confident in achieving sharp lines and an ultra-smooth finish when cutting in.

NEW	SKU	VARIANT	SIZE	PACK
■	31733	-	2"	8

TAPERED & FINE TIPPED PBT

Precise & smooth finish

PREMIUM CRAFTSMANSHIP

Traditional assembly for an elegant finish

CONTOURED HANDLE

Comfortable and easy to manoeuvre

UNLACQUERED BEECH

A pleasure to hold

SQUARE FERRULE PROFILE

Exceptional cutting-in

Aspire®

Aspire® Flat

- PBT filaments for a fine finish
- Achieve neat and precise lines
- For all paints and stains
- Premium beech hardwood handle



An excellent brush comprising the finest materials with traditional hand finishing techniques

Trusted by professional decorators who seek exceptional results, the Aspire paint brush line is crafted from the finest materials with meticulous attention to detail. Achieve a perfect finish when applying water or solvent-based paints.

The brush head provides great shape retention and a precise smooth finish, resulting from tapered PBT filaments. As a result you will feel confident of achieving an impressive finish! Aspire paint brushes feature a matt stainless steel ferrule, smooth hardwood handle and finely tipped premium filaments.



The mark of responsible forestry

NEW	SKU	VARIANT	SIZE	PACK
■	31719	6 Pack	2x 1.5", 2x 2", 3", 2" Angled Stubby	8
■	31718	4 Pack	1.5", 2", 2" Angled, 2" Angled Stubby	8
■	31710	-	0.5"	8
■	31711	-	1"	8
■	31712	-	1.5"	8
■	31713	-	2"	8
■	31715	-	3"	8





Old meets new by combining the charm of traditional maroon handles with modern synthetic filament.

Paintrite®

- Traditionally inspired design
- Fine synthetic filaments
- Suitable for all-purpose use
- For a smooth, even finish

Paintrite is a name that has been fondly associated with paint brushes since 1972 and with a heritage spanning almost 50 years, we relished the opportunity to revitalise such a well-loved brand.

This Paintrite range brings together a traditionally inspired paint brush with the benefits of contractor-grade synthetic filament for improved performance with today's modern water-based coatings.

The popular maroon coloured Kaiser-shaped handle offers comfort during everyday use. The filament has been selected to form a medium firmness brush head with soft tips for good overall performance.

This comprehensive line of brushes is available with a good selection of individual sizes and features a 3-piece brush set for value-orientated customers.

NEW	SKU	VARIANT	SIZE	PACK
	31437	3 Pack	1", 2", 3"	6
	31430	-	0.5"	12
	31431	-	1"	12
	31432	-	1.5"	12
	31433	-	2"	6
	31435	-	3"	6
	31436	-	4"	6

Precision® Straight

- For most painting tasks
- Application-specific packaging
- Achieve a fine finish
- Zero Loss® of filament*
- Easy to clean and reuse

Precision brushes combine light wooden handles from well-managed forests, gold ferrules, and platinum Zero-Loss® filament for a distinctive, popular appearance. Performance Zero-Loss® filament offers an impressive fine finish, less frustration, and an easier cleaning experience.

These straight brushes offer a familiar brush head profile characterised with the filament tip line perpendicular to the handle. Straight brushes are frequently used for most painting tasks. Packaging is application-specific to guide customers' product selection. The 5 Piece Brush set is all-purpose and offers great value for money!

As a comprehensive paint brush range that is well-priced and trusted by professionals and enthusiasts alike, Precision is hard to beat!



NEW	SKU	VARIANT	SIZE	PACK
	31478	5 Pack	2x 1", 2x 1.5", 2"	6
	31471	-	1"	12
	31472	-	1.5"	12
	31473	-	2"	12
	31475	-	3"	12

* see Coral recommended product guidance



A performance straight filament brush line widely used for most painting tasks.





A performance angled filament brush line chosen for neat lines and accuracy.

Precision® Angled

- For neat lines and accuracy
- Application-specific packaging
- Achieve a fine finish
- Zero Loss® of filament*
- Easy to clean and reuse

Precision brushes combine light wooden handles from well-managed forests, gold ferrules, and platinum Zero-Loss® filament for a distinctive and popular appearance. Performance Zero-Loss® filament offers an impressive fine finish, less frustration, and an easier cleaning experience.

These angled brushes offer an angular brush head profile popular for neat lines and accuracy. Packaging is application-specific to guide customers' product selection.

Precision is one of the most extensive brush ranges available, so if you're looking for a comprehensive paint brush selection that is well-priced and trusted by professionals and enthusiasts alike, Precision is hard to beat!



NEW	SKU	VARIANT	SIZE	PACK
	31480	-	0.75"	12
	31482	-	1.5"	12
	31483	-	2"	12

* see Coral recommended product guidance

Precision® Angled



Specialist angled filament brushes chosen for enhanced performance and accuracy.

Angled Oval Stubby Brush

- For cutting-in and edging
- Achieve a fine finish
- Zero Loss® of filament*



Short handled stubby brushes have become hugely popular in recent years. This Precision Stubby brush combines an oval form for improved coverage and an angular head profile for accuracy. For those who prefer a short handle, this is a great choice for cutting-in and edging.

NEW	SKU	VARIANT	SIZE	PACK
	31463	-	2"	12

Angled Long Handle Brush

- For cutting-in and edging
- Achieve a fine finish
- Zero Loss® of filament*



This long handle brush has an angular brush head profile popular for neat lines and accuracy much like the standard angled brushes. This long-handled brush offers improved balance and control for cutting-in and edging.

NEW	SKU	VARIANT	SIZE	PACK
	31493	-	2"	12

* see Coral recommended product guidance



Developed as a best-in-class soft grip brush, this line also features Shurglide SRT filaments for a fast and impressive finish.

Shurglide®

- For a quality fine finish
- Easy to clean and reuse
- Soft grip for comfort and control

The Coral Shurglide paint brush line is a better choice thanks to the comfort and control of soft grip handles.

You will gain a fast project speed and a fine finish resulting from a chiselled head made from advanced Shurglide SRT filament. As a result, you will complete the job in less time and feel proud of a quality finish!

Your soft grip paint brushes are made from a mill finished stainless steel ferrule, high-comfort soft grip handle, and premium filaments designed for improved paint flow.



NEW	SKU	VARIANT	SIZE	PACK
	31505	5 Pack	1", 2x 1.5", 2x 2"	6
	31500	-	1.5"	12
	31501	-	1"	12
	31502	-	2"	6
	31503	-	3"	6

earthwise®
by CORAL



Quality paint brushes designed for a more sustainable world

- Simplified construction: wood handle, fine finish mono-filaments and metal crimps
- Inventive step: no more harmful ferrule block with resin, which prevents recycling
- Beech wood handle from well-managed forests
- Recyclable filaments and handle

We're all trying to make better choices. Earthwise brushes have been developed to be a little kinder to our planet whilst performing magnificently with most paints.

• **Simplified construction** comprising wood handle, fine finish mono-filaments and metal crimps, using fewer materials and resources than traditional brushes.

• **Inventive Step:** Gone are the traditional harmful ferrule block filled with epoxy resin and spacers, which make disassembly impossible.

• **Certified:** the FSC® logo means that the wood materials used for this product come from well-managed forests

• **Recyclable:** at the end of their useful lifespan the filaments can be pulled out, placed in a disposable water bottle and recycled.



NEW	SKU	VARIANT	SIZE	PACK
■	31857	3 Pack	1", 1.5", 2"	8
■	31851	-	1"	8
■	31852	-	1.5"	8
■	31853	-	2"	8
■	31855	-	3"	8



Earthwise roller covers on p 40

Earthwise combi roller frames on p 112



Hybrid® sets a new standard in its class - a great finish, built-in paint can opener, and an attractive price point.

Hybrid®

- For a smooth finish
- Easy to clean
- No loss of filament, guaranteed!
- Paint can opener integrated into handle

If you are looking for a paint brush line that is a bit special and has an edge (quite literally), then our new Hybrid® range is a great choice! This is a truly feature-packed line that simply delivers a great painting experience with unsurpassed value of money.

The Hybrid® line features a built-in metal paint can opener, so before you even begin this brush has made life that little bit easier!

To complete the design, the head features our premium SRT filament set with a medium hardness. This delivers a beautifully balanced brush that produces neat, straight lines and cuts in effectively. Suitable for most paints including thicker coatings, gloss paints, and clear coats.

It does not end there, as the filaments in these brushes make cleaning a breeze with water-based paints. Add our Zero-Loss of bristle guarantee, and this is a winning line.

NEW	SKU	VARIANT	SIZE	PACK
	31459	10 Pack	4x 1", 3x 1.5", 3x 2"	15
	31458	5 Pack	2x 1", 1.5", 2x 2"	6
	31451	-	1"	12
	31452	-	1.5"	12
	31453	-	2"	6
	31455	-	3"	6

GRP & Woodcare

- All-purpose paint brush
- Suitable for use with high-viscosity coatings
- Natural white bristle

The Coral GRP and Woodcare paint brush line is a good choice for use with most coating applications including high-viscosity coatings (eg. fibreglass, varnish, and woodcare applications).

Featuring a hard-wearing acetone and styrene-resistant design, you will be assured a reliable finish even on the toughest of jobs!

This brush line is made from a metal ferrule securely nailed to a strong plastic handle with 100% natural white bristle.

NEW	SKU	VARIANT	SIZE	PACK
	31200	-	0.5"	12
	31201	-	1"	12
	31202	-	1.5"	12
	31203	-	2"	12
	31205	-	3"	12
	31206	-	4"	12



A pure bristle head is nailed securely to the handle giving versatility across all coatings including woodcare and fibreglass.





The Value brush line has thin natural bristle heads ideal for single-use applications with most paints.

Value

- **Entry-priced all rounder brush line**
- **Suitable for use with high-viscosity coatings**
- **Natural white bristle**

Created as an entry-priced brush line suitable for use with all coatings, including woodcare paints, varnishes, gel-coats and laminating resin.

These brushes have a thin profile, pure bristle brush head giving you the advantage of a decent finish and good control.

Your fibreglass brush is made from a metal ferrule, thin plastic handle, and natural white bristle.



NEW	SKU	VARIANT	SIZE	PACK
	31110	-	0.5"	12
	31111	-	1"	12
	31112	-	1.5"	12
	31113	-	2"	12
	31115	-	3"	12
	31116	-	4"	12

Standalone Sets



Professional painters will appreciate the Painter's Pack's impressive paint holding capacity and fine finish delivered by the premium tapered filaments.

Painter's Pack 6PC

- **All-purpose and all paints**
- **Comfortable wooden handles**
- **Stainless steel ferrules**



One of the most popular professional paint brush set formats, this classic painter's pack delivers reliable all-round performance, precise cutting-in and superb value.

NEW	SKU	VARIANT	SIZE	PACK
	31599	6 Pack	2x 1.5", 2x 2", 3", 2" angled stubby	8



Painter's Dozen

- **All-purpose**
- **Fine finish**
- **Easy to clean**



A quality brush set containing the painter's most popular sizes with kaiser handles sourced from well-managed forests.

NEW	SKU	VARIANT	SIZE	PACK
	31409	12 Pack	2x 1", 3x 1.5", 4x 2", 3"	10





Our standalone paint brush sets offer excellent value and perform extremely well as promotional packs.

Standalone Sets

Zero-Loss® Paint Brush Set

- Zero-Loss® filament, guaranteed!*
- Soft grip for comfort and control
- Controlled smooth finish



Zero-Loss® sets are possibly the best-selling brush sets sold in the UK online. Zero-Loss removes frustration and saves time by guaranteeing filaments stay firmly in the brush. Brush heads offer firm control and an impressive finish.

NEW	SKU	VARIANT	SIZE	PACK
	31417	5 Pack	0.5", 1", 1.5", 2x 2"	6
	31416	3 Pack	1", 1.5", 2"	6

* see Coral recommended product guidance

Value Synthetic Paint Brush Set

- General purpose
- Good control & finish
- Synthetic filament

Created as an entry-priced brush line, these brushes have synthetic filaments giving you the advantage of a decent finish and good control.

NEW	SKU	VARIANT	SIZE	PACK
■	31129	10 Pack	2x 0.5", 2x 1", 3x 1.5", 2x 2", 3"	10
■	31128	5 Pack	0.5", 1", 1.5", 2x 2"	10

Standalone Sets

Essentials Brush Set

- General purpose
- Thick brush heads for more paint pick-up
- Suitable for use on exterior wood

This Essentials set delivers a satisfying finish with water-based paints, emulsions and stains; perfect for anyone searching for great value. Suitable for use with smooth to rough surfaces including exterior wood.

NEW	SKU	VARIANT	SIZE	PACK
	31303	10 Pack	2x 0.5", 2x 1", 3x 1.5", 2x 2", 3"	15

Essentials Block Brush Set

- Use with paints, woodcare, and paste
- General purpose brushes in popular sizes
- Block brush for paints or wallpaper paste

This versatile Essentials set combines a high-capacity block brush and popular paintbrush sizes. Suitable for use with most interior and exterior paints, woodcare, and wallpaper paste.

NEW	SKU	VARIANT	SIZE	PACK
	31310	4 Pack	1", 1.5", 2", 4" BLOCK	6



Economical paint brush sets are ideal for capturing impulse sales and driving promotional volume.





Extra-wide format flat and block brushes are ideal for covering large surfaces with ease.

Aspire® Wall Brush



NEW	SKU	VARIANT	SIZE	PACK
■	32702	-	6"	8
■	32700	-	4"	8

Wide Format Brushes

Endurance® Masonry Brush



NEW	SKU	VARIANT	SIZE	PACK
■	32500	-	4"	6

Essentials Masonry Brush



NEW	SKU	VARIANT	SIZE	PACK
■	32300	-	4"	6

Essentials Block Brush



NEW	SKU	VARIANT	SIZE	PACK
■	34201	-	4"	6

Furniture & Chalk Paint Brushes



A winning pairing of round and straight brushes that are ideal for painting cabinets and upcycling furniture.

Aspire® Round Brush

- For a fine finish
- Superior productivity
- Great control
- Ideal for furniture and cabinets



The premium quality 'Chunky Monkey' round brush has been developed to enhance application speed and deliver an ultra-smooth professional finish and sharp lines thanks to its densely-packed micro-tipped filaments.

NEW	SKU	VARIANT	SIZE	PACK
■	33733	-	40mm	8



Precision® Chalk/ Furniture Set

- Ideal for furniture and cabinets
- Application-specific packaging
- Achieve a fine finish
- Zero-Loss® filament*
- Easy to clean and reuse



A versatile combination of a 1.5" straight brush and a precise 18mm stubby sash, ideal for painting intricate, detailed areas and tight corners. These perform well both with chalk paints as well as normal paints and stains.

NEW	SKU	VARIANT	SIZE	PACK
■	33489	2 Pack	1.5" Straight, 18mm Round	10



* see Coral recommended product guidance



Aspire sash brushes are a premium quality line developed to meet the needs of the professional decorator.

Aspire® Round Sash

- Ideal for intricate detail, edges and contours
- For a professional fine finish
- Neat & precise lines
- For use with all paints and stains

The Aspire round sash brush set has been developed to deliver the performance that highly-esteemed professional reputations are built upon.

This premium quality set is the professional's choice for applying water-based and oil-based architectural coatings to interior surfaces, woodwork, architraves and other moulded and profiled surfaces.

A combination of firm long tapered and micro-tipped filaments results in brush heads that retain their shape so that decorators can be confident of achieving sharp lines cutting-in and a smooth surface finish.

Each Aspire sash comprises a metal ferrule, a FSC beech handle sourced from well-managed forests and premium quality filaments.



NEW	SKU	VARIANT	SIZE	PACK
■	33719	5 Pack	15, 18, 21, 25mm, 18mm stubby	8
■	33711	-	15mm	8
■	33712	-	18mm	8
■	33713	-	21mm	8
■	33714	-	25mm	8
■	33722	-	18mm Stubby	8

Precision® Round Sash

- Ideal for intricate detail, edges and contours
- Application-specific packaging
- Achieve a fine finish
- Zero-Loss® filament*
- Easy to clean and reuse

Precision brushes combine light wooden handles, gold ferrules, and platinum Zero-Loss® filament for a distinctive and popular appearance.

Performance Zero-Loss® filament offers an impressive fine finish, less frustration, and an easier cleaning experience.

Round brushes were originally known as sash brushes, as their pencil-like profile is ideal for reaching into tight areas and intricate details such as those found on traditional sash windows. Today, round brushes have never been more popular, as they make detailing projects a pleasure and offer superb control when cutting-in.

For an extensive paint brush range that is well-priced and trusted by professionals and enthusiasts alike, Precision is hard to beat!




NEW	SKU	VARIANT	SIZE	PACK
	33480	4 Pack	15, 18, 21, 25mm	12
	33481	-	15mm	12
	33482	-	18mm	12
	33483	-	21mm	12
	33484	-	25mm	12

* see Coral recommended product guidance



Versatile round brushes offer superb control for detailing and edge work.





For decorators seeking greater productivity and an ultra-smooth finish, the Aspire Lining Fitch set is an excellent professional choice.

Aspire® Lining Fitch Set

- Ideal for intricate detail, edges and contours
- For a professional fine finish
- Neat & precise lines
- For use with all paints and stains

Developed for the professional painter, the Coral Aspire Slant Lining Fitch Paint Brush Set is a premium quality professional choice for applying both water-based and oil-based architectural coatings.

While painting, you'll feel confident achieving sharp lines while cutting-in and an ultra-fine surface finish.

Long, premium quality tapered filaments deliver a smooth, professional results, while decorators will appreciate the firm brush heads that hold their shape to deliver a neat working line every time. The beech wood handles are sourced from sustainably managed forests.

This set includes a range of the most useful fitch sizes including 0.25", 0.5", 0.75", 1", and a 0.5" featuring a stubby handle to effectively meet the needs of most paint detailing and edging work.



NEW	SKU	VARIANT	SIZE	PACK
■	33749	5 Pack	0.25", 0.5", 0.75", 1", 0.5" stubby	8

Precision® Lining Fitch

- Ideal for tight spaces and fine lines
- Application-specific packaging
- Achieve a fine finish
- Zero-Loss® filament*
- Easy to clean and reuse

Precision brushes combine light wooden handles from well-managed forests, gold ferrules, and platinum Zero-Loss® filament for a distinctive and popular appearance.

Performance Zero-Loss® filament offers an impressive fine finish, less frustration, and an easier cleaning experience.

Slant lining fitches are a traditional brush format offering the ability to create a fine edge for accurate work and broad strokes. They are popular ancillary brushes chosen for working in tight spaces and perfecting fine lines.

For an extensive paint brush range that is well-priced and trusted by professionals and enthusiasts alike, Precision is hard to beat!



NEW	SKU	VARIANT	SIZE	PACK
	33470	4 Pack	0.25", 0.5", 0.75", 1"	10
	33471	-	0.25"	12
	33472	-	0.5"	12
	33473	-	0.75"	12
	33474	-	1"	12

* see Coral recommended product guidance



Lining fitches offer the ability to achieve a fine edge and broad strokes.





Speciality brushes complete the Precision line and offer a solution for common applicator needs.

Specialist Brushes

Wallpaper brush on p 59

Precision® Artist Fitch Set

- Ideal for detail and artistry
- Thin long-handled round brushes
- Zero-Loss® filament*
- Easy to clean and reuse



NEW	SKU	VARIANT	SIZE	PACK
	33300	5 Pack	#2, 4, 6, 8, 10	10
■	33301	4 Pack	#4, 6, 8, 10	10

Precision® Touch-Up Set

- Ideal for tester pots and touch-up work
- Thin, short-handled brushes
- Zero Loss® filament*
- Easy to clean and reuse



NEW	SKU	VARIANT	SIZE	PACK
	33490	2 Pack	2x 1"	12

Precision® Radiator Brush

- Ideal for radiators and hard-to-reach places
- Extra-long handle with angled brush head
- Zero Loss® of filament*



NEW	SKU	VARIANT	SIZE	PACK
	33495	-	1.5"	8

* see Coral recommended product guidance

Brush Accessories



Traditional brushes and tools for the discerning decorator.

Aspire® Dusting Brush

- Effective surface dust removal
- Premium one-piece beech handle
- Long-lasting imitation bristle



Preparatory dust removal is vital for a super finish when painting or wallpapering. The Aspire Dusting brush builds on a popular and traditional design with a more durable single-piece handle. Imitation bristle helps to dust away fine particles.

NEW	SKU	VARIANT	SIZE	PACK
	32709	-	4"	12

Aspire® Brush Cleaning Comb

- Removes stubborn paint residue from filaments
- Extends brush life and improves performance
- Corrosion-resistant & easy to clean
- Premium beech handle



As the adage says, "take care of your tools, and they will take care of you". The Aspire Brush Cleaning Comb is a popular choice for discerning decorators looking to care for and achieve optimal performance from their brushes.

NEW	SKU	VARIANT	SIZE	PACK
	73700	-	-	12

CORAL

FAST WITH A LUXURIOUS FINISH

Advanced microfibre fabric

HEADLOCK

EASIER, FASTER & LESS MESS!

Roller covers stay locked on!

COMFORT & CONTROL

Soft grip zones

Easy Coater®

PAINT ROLLERS & PADS

CORAL

Paint Rollers & Pads

Our extensive range of paint rollers and pads has been intelligently designed to make just about every paint rolling task easier and more enjoyable.

With several new additions across frames (p 35), roller covers (p 38) and decorating sets (p 45), the range includes multi-award winning HEADLOCK® technology, developed to make decorating hassle-free by eliminating roller cover slippage.

Optimise the performance of your paint tools and extend their useful lifespan with our care and maintenance tips on p110.





Our heavy-duty XXL frame is a telescopic double-arm frame with increments conveniently marked at 9", 12", and 18" widths.

Endurance® XXL

- **Screw adjustable 12" to 18" width frame**
- **Balanced pressure for even applications**
- **Screw threaded for use with extension poles**

Created as an impressive paint roller frame for when you are applying coatings to walls, ceilings, and floors.

Features a screw adjusted width giving you the advantage of compatibility with 12", 15", and 18" paint roller covers.

The double arm structure offers balanced pressure for even coating applications!

Your adjustable paint roller frame is made from a metal frame with 8mm attachment bars for use with roller covers equipped with standard end-caps.

A screw threaded attachment makes this frame suitable for use with UK standard extension poles.

NEW	SKU	VARIANT	SIZE	PACK
	42700	-	12-18"	6

Double Arm



Lightweight, strong, and rust-free double arm frames for more productivity and less hassle.

Endurance® Metal

- **Heavy Duty for long life**
- **Double arm balanced pressure**
- **Screw release for easy cover changes**
- **Threaded handle for extension poles**

For decorators in search of a robust, reliable frame, this frame features a screw-fit attachment that is securely riveted to the frame to keep the sleeve securely in place.

NEW	SKU	VARIANT	SIZE	PACK
	42701	-	12"	6



Endurance® All Plastic

- **Lightweight and strong**
- **All-plastic, rust-free format**
- **No tools needed for cover changes**
- **Threaded for extension poles**

A durable all-plastic design that solves many of the inherent issues of traditional frames. Replacement legs sold separately.

NEW	SKU	VARIANT	SIZE	PACK
■	42690	Frame	12"	6
■	42691	Frame	15"	6
■	42692	Frame	18"	6
■	42695	Legs 2PC	12"	6
■	42696	Legs 2PC	15" & 18"	6



Extension Poles on p 76-79

Scuttles on p 82



Our range of tensioned cage frames securely grip roller covers and reduce slippage for reliable performance.

Traditional Cage

Aspire® Cage 1.75"

- High-efficiency sealed ballbearing system
- Superior smooth application
- Threaded handle for use with extension poles

NEW	SKU	VARIANT	SIZE	PACK
■	42713	-	9x1.75"	6

Endurance® Cage 1.75"



- Heavy duty for long life
- Threaded handle for extension poles
- Tensioned cage for improved cover grip

NEW	SKU	VARIANT	SIZE	PACK
■	42702	-	9x1.75"	6

Easy Coater® Cage 1.75"

- Compatible with most screw-fit poles
- Soft grip for control and comfort
- Tensioned cage for improved cover grip

NEW	SKU	VARIANT	SIZE	PACK
■	42406	-	9x1.75"	6

HEADLOCK®

Aspire® Headlock® 9"

- Easier, faster, and less mess!
- Threaded handle for use with extension poles
- Covers stay locked onto HEADLOCK® frames
- Thicker and more durable shank

NEW	SKU	VARIANT	SIZE	PACK
■	42712	-	9x1.5"	6

Easy Coater® Headlock® 9"

- Multi-award winning design
- Easier, faster, and less mess!
- Covers stay locked onto HEADLOCK® frames
- Soft grip for comfort and control
- Suitable for use with push-fit extension poles

NEW	SKU	VARIANT	SIZE	PACK
■	42403	-	9x1.5"	6

Easy Coater® Headlock® 4"

- 2x coverage of a mini-roller*
- Easier, faster, and less mess!
- Covers stay locked onto HEADLOCK® frames
- Soft grip for comfort and control
- Suitable for use with push-fit extension poles

NEW	SKU	VARIANT	SIZE	PACK
■	42402	-	4x1.5"	6

* Compared to Coral Essentials mini-rollers.



Roller covers stay locked to the frame with multi-award winning HEADLOCK® technology, resulting in faster, interruption-free paint application



HEADLOCK



HEADLOCK



HEADLOCK

Roller sets
on
p 49-54



Our mini-roller frame collection covers standard length for general use and extra-long for difficult-to-reach areas.

Mini-Rollers

Aspire® Mini

- Comfort & control
- Threaded handle for use with extension poles

NEW	SKU	VARIANT	SIZE	PACK
■	42710	-	4" Mini	6

Aspire® Mini Long

- Comfort & control
- Ideal behind obstructions
- Threaded handle for use with extension poles

NEW	SKU	VARIANT	SIZE	PACK
■	42711	Long Handle	4" Mini	6

Easy Coater® Mini

- Soft grip for comfort and control
- Lightweight design
- Suitable for use with push-fit extension poles

NEW	SKU	VARIANT	SIZE	PACK
■	42400	-	4" Mini	6

Aspire®

5mm Pile

- For smooth surfaces
- Spray-like finish
- Fast application speed

10mm Pile

- For semi-smooth surfaces
- Achieve a fine finish
- Excellent pick-up and release

15mm Pile

- For semi-smooth plus surfaces
- Premium light texture finish
- Excellent coverage

An extensive range of pure white premium microfibre covers developed to deliver the performance that highly-esteemed professional reputations are built upon.

NEW	SKU	VARIANT	SIZE	PACK
■	41861	5mm	4" Mini	8
■	41864	5mm	9x1.75"	8
■	41865	5mm	12x1.75"	8
■	41871	10mm	4" Mini	8
■	41873	10mm	9x1.5"	8
■	41874	10mm	9x1.75"	8
■	41875	10mm	12x1.75"	8
■	41881	15mm	4" Mini	8
■	41884	15mm	9x1.75"	8
■	41885	15mm	12x1.75"	8



Aspire roller covers are a premium quality professional choice with great pick-up and release across a range of pile lengths.



Compare roller cover specs on p 112



earthwise®
by CORAL

Quality paint roller covers designed for a more sustainable world

- Recycled microfibre pile thermofused to an inner core comprising recycled content
- High absorption for faster application
- Suitable for most paints and stains
- Use with smooth to semi-smooth surfaces

Consumers are increasingly looking for more eco-conscious choices, and decorating tools are no exception. Earthwise paint roller covers are an important step in the right direction, combining recycled materials with excellent painting performance.

Earthwise roller covers feature a super-soft fine recycled microfibre pile for excellent paint absorption, consistent coverage and pleasing results on semi-smooth surfaces. The easy-clean microfibre pile means less time cleaning before reuse on future projects. Their simple composition thermofuses the repurposed microfibres to an inner core containing recycled content.

Earthwise covers are available in popular 9" and 4" mini sizes, with a range of compatible Earthwise combi frames also available.

NEW	SKU	VARIANT	SIZE	PACK
■	41851	10 Pack	4" Mini	8
■	41853	-	9x1.5"	8
■	41854	-	9x1.75"	8

Earthwise combi frames on p 112

Earthwise brushes on p 17

Easy Coater®

- Microfibre for a smooth, quality finish
- High absorption for faster application
- Suitable for most paints and stains
- Use with smooth to semi-smooth surfaces

Coral Easy Coater® roller covers have been designed with one purpose in mind - to make achieving a great finish easier!

Featuring a balanced microfibre specification which provides excellent all-round performance. With water-based coatings, you can achieve a luxurious finish on smooth to semi-smooth surfaces. The shed-resistant and high absorbency microfibres also deliver impressive coverage. As a result, you can finish faster and achieve a finish you will be proud of.

As one of the fullest product lines on the market, the range spans from detail orientated mini-rollers through to huge 18" covers for maximum coverage. This line also includes 4x1.5" for our Easy Coater® roller frame of the same size.

Produced with a microfibre fabric thermofused to a plastic core.

NEW	SKU	VARIANT	SIZE	PACK
	41400	10 Pack	4" Mini	10
	41409	-	4x1.5"	6
	41402	-	9x1.5"	6
	41403	-	9x1.75"	6
	41405	-	12x1.75"	6
	41406	-	15x1.75"	6
	41407	-	18x1.75"	6



Easy Coater® roller covers are available in a wide range of sizes and offer an impressive smooth finish and reduced spray.



Compare roller cover specs on p 112

Adjustable frame on p 34



Solvent-resistant nylon rollers suitable for decorative and industrial applications.

Endurance Nylon®

- Solvent, abrasion and shed resistance
- Compressed for impressive shape retention
- Suitable for most paints, resins, and fibreglass
- Use with smooth to semi-smooth surfaces

The Coral Endurance Nylon range offers a highly resilient, full bodied, and solvent-resistant medium pile fabric for demanding applications.

In addition to normal decorative painting, these rollers are often chosen for specialist coating applications including gloss, woodstains, and other solvent-based products including resin.

Produced with a nylon fabric thermofused to a plastic core.

Compare
roller cover
specs on
p 112

NEW	SKU	VARIANT	SIZE	PACK
	41720	10 Pack	4" Mini	10
	41723	-	9"x1.75"	6
	41724	-	12"x1.75"	6

Endurance Long®

- Hardwearing fabric for longer usable life
- Great paint pick-up and release
- Suitable for masonry, woodstain, and emulsion
- Use with semi-smooth to textured surfaces

The Coral Endurance Long Pile range is an impressive choice for a superior finish on textured and rough surfaces including masonry, shed, fence, and decking applications.

These covers have a durable, long-pile woven fabric securely attached to the backing, so you will be assured superior, labour-saving coverage on textured surfaces with reduced lint loss!


Produced with a poly-acrylic fabric thermofused to a plastic core.



Widely chosen for masonry and textured surfaces, this long-pile acrylic roller line is hardwearing with high paint-holding capacity.



NEW	SKU	VARIANT	SIZE	PACK
	41703	-	9x1.75"	6
	41704	-	12x1.75"	6



Woven Max Coat® covers offer good performance at a compelling price.

Max Coat®

- Performance and value
- Good paint pick-up and release
- Reduced shedding for a better finish*
- Medium pile: smooth to semi-smooth surfaces
- Long pile: semi-smooth to textured surfaces

Max Coat rollers are a crowd-pleasing product line offering good everyday performance at an appealing price.

Being so popular, the comprehensive range spans from mini-rollers up to 12" covers for large surfaces and commercial space.

Max Coat is also available in both medium pile for smooth to semi-smooth surfaces and long pile for semi-smooth to textured surfaces. For decorative paint merchants, Max Coat is a fast-moving and dependable product line offering great value.

Produced with a woven polyester fabric thermofused to a plastic core.

NEW	SKU	VARIANT	SIZE	PACK
	41450	10 Pack	4" Mini	10
	41451	-	4"x1.5"	6
	41452	-	9"x1.5"	6
	41453	-	9"x1.75"	6
	41454	-	12"x1.75"	6
	41462	Long Pile	9"x1.5" LP	6
	41463	Long Pile	9"x1.75" LP	6
	41464	Long Pile	12"x1.75" LP	6

* compared to Coral 41303

Essentials

- Knit fabric for quick coverage with emulsion
- Good paint pick-up and release
- Use with smooth to semi-smooth surfaces



Medium pile knitted polyester sleeves offering fast coverage on smooth and lightly-textured surfaces.

Developed for the project decorator, the standard pile Coral Essentials applies paint to most surfaces and is especially suited to smooth to semi-smooth surfaces.

This economical knitted fabric has an open fibre fabric for excellent pick-up and release.

This provides great productivity advantages including fast coverage but expect some lint loss compared to woven fabrics (such as Max Coat).

Produced with a knitted polyester fabric thermofused to a plastic core.



NEW	SKU	VARIANT	SIZE	PACK
	41303	-	9x1.75"	6
	41304	-	12x1.75"	6





As the name suggests, the All Paints line offers a high-performance finish on smooth surfaces with most paints.

All Paints

- Velour fabric for a fine finish
- Controlled even paint release
- Suitable for most paints, stains, varnishes, and top / gel coats
- Use with smooth surfaces

All Paints is a short pile velour (simulated mohair) offering a high-performance even finish on smooth surfaces.

Suitable for use with a wide selection of water-based and solvent-based coatings including decorative emulsion, gloss, and varnishes. The covers are also widely used for industrial grade topcoat and gelcoat applications.

Produced with a velour fabric thermofused to a plastic core.



Compare roller cover specs on p 112

NEW	SKU	VARIANT	SIZE	PACK
	41739	10 Pack	4" Mini	10
	41730	-	4x1.5"	6

Standalone Minis



Our foam and flocked foam mini rollers are ideal for use on trim, doors, and furniture when a flawless finish is essential.

Foam Coater®

- High density foam for a fine finish
- Achieve a smooth release
- Suitable for most paints, stains, and varnishes
- Use with smooth surfaces

Coral Foam Coater roller covers have been developed to enable decorators to achieve a flawless, smooth finish when working with gloss paint, varnish, stains and enamels. Premium high density foam delivers efficient coverage and lint-free results.

NEW	SKU	VARIANT	SIZE	PACK
	41510	10 Pack	4" Mini	10

Flock Coater™

- Flocked foam for a brilliant finish
- Good paint pick-up and a smooth release
- Suitable for most paints, stains, and varnishes
- Use with smooth surfaces

When an outstanding smooth finish is needed, these quality fine nylon flocked, high density foam mini covers deliver fast, even coverage with zero lint loss. Suitable for water and solvent-based coatings including stains and varnish; ideal for skirting, doors and furniture.

NEW	SKU	VARIANT	SIZE	PACK
	41779	10 Pack	4" Mini	10





earthwise®
by CORAL

Quality paint roller covers and frames designed for a more sustainable world

Earthwise® Roller Combi's

- Recycled microfibres fused to a core made with recycled content
- Beech wood handle from well-managed forests
- 1.5" frame incorporates award-winning HEADLOCK® technology: covers stay locked to the frame



Earthwise rollers combine recycled materials with excellent general purpose painting performance for pleasing, uniform results on semi-smooth surfaces.

NEW	SKU	VARIANT	SIZE	PACK
■	42811	HEADLOCK®	9x1.5"	6
■	42812	Cage frame	9x1.75"	6

Earthwise® Mini Roller Combi

- Simple composition: recycled fibres fused to a core made from recycled content
- Beech wood handle from well-managed forests



We're all trying to make more eco-conscious choices. Earthwise mini rollers offer a more eco-friendly composition, featuring a recycled super-soft fine microfibre pile that performs magnificently with most paints.

NEW	SKU	VARIANT	SIZE	PACK
■	42810	-	4" Mini	6



Earthwise spare roller covers on p 40

Earthwise brushes on p 17

Easy Coater® PRO Roller Sets



Easy Coater® PRO roller sets bring together quality and value into popular convenience sets for professional decorators.

Easy Coater® PRO 4 Piece Set

- Soft grip for comfort & control
- Tensioned cage for improved cover grip
- Microfibre for a smooth finish & good coverage
- +15% extra coverage with trade size rollers¹

Includes:

- 9x1.75" Easy Coater® PRO Soft grip cage frame
- 2x 9x1.75" Microfibre roller covers
- Paint tray

NEW	SKU	VARIANT	SIZE	PACK
	43431	4 Piece	9x1.75"	8



Easy Coater® PRO 11 Piece Set

- Soft grip for comfort & control
- Tensioned cage for improved cover grip
- Microfibre for a smooth finish & good coverage
- +15% extra coverage¹

Includes:

- 9x1.75" Easy Coater® PRO Soft grip cage frame
- 2x 9x1.75" Microfibre roller covers
- Mini frame • 6x Mini microfibre covers
- Paint tray

NEW	SKU	VARIANT	SIZE	PACK
	43510	11 Piece	9x1.75" + Mini	8





Paint roller sets have always been an essential line, and these Easy Coater sets offer innovation, quality, and great performance.

Easy Coater® Sets

Easy Coater® 12 Piece Set

- HEADLOCK® - faster, easier with less mess!
- Soft grip for comfort and control
- Ideal for large and small spaces
- For use with emulsion and gloss paints

Includes:

- 9x1.5" HEADLOCK® soft grip frame
- 2x 9x1.5" Microfibre roller covers • 4" Soft grip mini-roller frame • 4x 4" Microfibre mini-roller cover • 2x 4" Foam mini-roller cover • Hybrid® Brush
- Paint tray



NEW	SKU	VARIANT	SIZE	PACK
	10501	12 Piece	9x1.5" + Various	8

Easy Coater® 10 Piece Set

- HEADLOCK® - faster, easier with less mess!
- Sectional extension pole for extra reach
- Precision brush for skirting, frames and sills
- For a smooth finish with emulsion and gloss

Includes: • 9x1.5" HEADLOCK® frame • 9x1.5" Microfibre roller cover • 4" mini-roller frame • 3x 4" Microfibre mini-roller cover • 4" Foam mini-roller cover • Precision® Brush • Paint tray • 0.95m Sectional extension pole with adapter



NEW	SKU	VARIANT	SIZE	PACK
	10505	10 Piece	9x1.5" + Various	12

Easy Coater® Sets

Easy Coater® Brush & Roller Set - Mini 5 Piece

- Foam for a flawless finish
- Microfibre for fast coverage and a smooth finish
- Precision round brush for detail

NEW	SKU	VARIANT	SIZE	PACK
	10500	-	4" Mini	12

Easy Coater® Roller Set - Mini

- Microfibre for fast coverage and a smooth finish with emulsion
- Soft grip for comfort and control
- For small spaces

NEW	SKU	VARIANT	SIZE	PACK
	43400	8 Piece	4" Mini	10

Easy Coater® Foam Set - Mini

- Foam for a flawless finish with gloss and high-viscosity coatings
- Soft grip for comfort and control
- For small spaces

NEW	SKU	VARIANT	SIZE	PACK
	43401	8 Piece	4" Mini	10



When painting small surfaces, these Easy Coater® mini-roller sets offer superb value and feature extra deep trays.





These Max Coat® decorating sets bring all essential items together into convenient, well-priced sets ideal for the most basic projects.

Max Coat® Sets

Max Coat® Project Box 11 Piece

- Everything you need, except the paint!
- HEADLOCK® - faster, easier with less mess!
- Step-by-step guidance notes for better results
- 1.25l capacity tray (+65% vs. standard trays*)

Includes: • 9x1.5" HEADLOCK® roller frame
• 9x1.5" roller cover • Optimised paint tray
• ZeroLoss™ paint brush • 2x Nitrile disposable gloves • Sponge • Polythene dust sheet • Masking tape • 2x Glass paper abrasive sheets

HEADLOCK

NEW	SKU	VARIANT	SIZE	PACK
	10305	11 Piece	9x1.5" + Various	12

Max Coat® Set 10 Piece

- HEADLOCK® - faster, easier with less mess!
- Soft grip roller handles for comfort & control
- Complete roller and brush set

Includes: • 9x1.5" HEADLOCK® roller frame
• 4" Mini frame • 2x 9x1.5" Woven roller covers
• 2x Woven mini-roller covers • 2x Foam mini-roller covers • 1.5" Paint brush
• Optimised paint tray

HEADLOCK

NEW	SKU	VARIANT	SIZE	PACK
	10411	10 Piece	9x1.5" + Various	12

Max Coat® Sets

Max Coat® 4 Piece Set - 1.5"

- HEADLOCK® - faster, easier with less mess!
- 2x Woven roller covers
- 1.25l capacity tray (+65% vs. standard trays*)

Includes:
• 9x1.5" HEADLOCK® roller frame
• 2x 9x1.5" Woven roller covers
• Optimised paint tray

HEADLOCK

NEW	SKU	VARIANT	SIZE	PACK
	43101	4 Piece	9x1.5"	24

Max Coat® 4 Piece Set - Mini

- For general purpose painting applications
- 1x Woven cover for emulsion
- 1x Foam cover for gloss / high-viscosity paints

Includes:
• 4" Mini roller frame
• 4" Woven mini-roller cover
• 1x 4" Foam mini-roller cover
• Optimised paint tray

NEW	SKU	VARIANT	SIZE	PACK
	43102	4 Piece	4" Mini	36

*Compared to Coral Essentials 9" Paint Tray (73302)



Economically priced paint roller sets are core fast moving lines, and these space efficient sets offer an improved standard.





Great convenience sets for exterior masonry, shed, fence and decking projects.

Exterior Sets

Max Coat® Large Exterior Set

- HEADLOCK® - faster, easier with less mess!
- Soft grip roller handles for comfort & control
- Long pile: semi-smooth to textured surfaces

Includes:

- 9x1.5" HEADLOCK® soft grip roller frame
- 9x1.5" long-pile exterior roller cover
- High-capacity block brush
- Paint tray

HEADLOCK

NEW	SKU	VARIANT	SIZE	PACK
	10499	4 Piece	9x1.5" + Brush	12

Max Coat® Small Exterior Set

- HEADLOCK® - faster, easier with less mess!
- Soft grip roller handles for comfort & control
- Long pile: semi-smooth to textured surfaces

Includes:

- 4x1.5" HEADLOCK® soft grip roller frame
- 4x1.5" long-pile exterior roller cover
- High-capacity block brush
- Optimised paint tray

HEADLOCK

NEW	SKU	VARIANT	SIZE	PACK
	10498	4 Piece	4x1.5" + Brush	6

Paint Pads



Paint pads are a great alternative to paint rollers offering quick results, increased precision and less mess.

Max Coat® Paint Pad Set

- Finish fast like a paint roller (without splatter)
- Achieve the accuracy of a paint brush
- Wide nylon pad for large surface areas
- Mini nylon pad for cutting in and small areas
- 1.25l capacity tray (2x normal paint pad trays)

Paint pads were developed as an alternative paint application system that offer the speed of paint brushes without the rotational splatter of paint rollers.

This paint pad set includes a large pad for fast coverage and a small pad for small surfaces and accurate lines around trim and fixtures. This set includes a soft grip handle for improved comfort and control together.

An extra-deep paint tray has superior capacity so that more time can be spent painting and less time refilling!

The fine nylon pads are suitable use with water-based paints.



NEW	SKU	VARIANT	SIZE	PACK
	24300	4 Piece	Various	12

CORAL

CONTOURED HANDLE

Superior comfort
& performance

Quality Stainless Steel
ステンレス鋼

PREMIUM COATED BLADES

For adhesive resistance
& increased durability

PRECISION GROUND

For clean & precise
long cuts

Shurglide®

DECORATORS' EQUIPMENT

CORAL

Decorators' Equipment


Encompassing a variety of tasks, this broad range of products exemplifies Coral's single-minded approach - to create great products that work beautifully, look great and perform.

It all starts with identifying a common, everyday problem - for example, when wallpapering, decorators depend on uncompromising scissors that will not snag, tear, or rip. A solution like our Shurglide Scissors has set the standards that others follow. The results of this process are perfectly illustrated on the following pages.





The popular Paperwiz® 3-in-1 tools smooth, sets seams, and trim wallpaper with ease. The XL version is ideal for large surfaces and awkward areas.



Paperwiz® 3-in-1 Wallpaper Tools

- Replaces - smoother, seam roller, trim guide
- Ease of use - transparent for surface visibility
- Durable - cut-resistant material
- Smooth glide - double-bevelled edge
- Great finish - no stretching, tears, split seams

Trusted by decorators to achieve professional results when hanging wallpaper, murals and vinyl decals, the revolutionary **Original Paperwiz®** multi-tool range combines three essential functions in one compact tool:
SMOOTH - For air pockets and imperfections
SEAM - Effortlessly seal & set seams
TRIM - Glides for a neat trim finish
 And even doubles as a handy paint shield!

Transparent and cut-resistant material for better surface visibility, original Paperwiz tools are a clear choice when paperhanging.

At over twice the length of the original model, the **Paperwiz® XL** offers better control and longer cuts across the full width of a standard wallpaper roll so you'll finish faster, and easily reach tight corners with the 50° angled tail. The handy pocket-sized **Miniwiz®** keychain tool is great for seams and details.

The **Flexible Paperwiz®** is ideal for avoiding stretching, scratching, tearing and split seams even on lightweight substrates.

NEW	SKU	VARIANT	SIZE	PACK
	69500	Original	8.25"	12
	69502	XL	21.25"	8
	69504	Miniwiz	Mini Keychain	20
	69510	Flexible	8.25"	12

Paperhanging Tools



The Aspire Paperhanging Brush is a premium quality professional choice with responsive, ultra-soft filaments suitable for use on delicate wallcoverings.

Aspire® Paperhanging Brush



NEW	SKU	VARIANT	SIZE	PACK
	35700	-	9"	8

Essentials Orbital Perforator



NEW	SKU	VARIANT	SIZE	PACK
	65300	Orbital	-	6

Easy Seam Roller - Soft



NEW	SKU	VARIANT	SIZE	PACK
	63401	-	-	6

Essentials Plumb Bob & Line



NEW	SKU	VARIANT	SIZE	PACK
	69300	-	-	6



These excellent value tool sets provide a selection of essential wallpaper tools for most paperhanging projects.

Paperhanging Sets

Paperwiz® Original Set 4 Piece

- Ideal for most wallpaper projects
- 6 core functions

Includes:

- Paperwiz® Original 3-in-1 Tool • Trim knife
- Paste brush • Plum bob & line



NEW	SKU	VARIANT	SIZE	PACK
	69505	4 Piece	Various	6

Complete Tool Set 6 Piece

- The most popular tools in a convenient set
- Achieve a good finish quickly & effectively


Includes:

- 4" Block brush • Wallpaper smoothing brush • Scissors • Seam Roller • Plumb bob & line • Stripping knife



NEW	SKU	VARIANT	SIZE	PACK
	10321	6 Piece	Various	12

Knives & Blades



The Essentials Knife with fin comes in handy for releasing paint tins and scoring wallpaper.

Essentials Knife with Utility Fin

- Snap-off knife compatible with 18mm blades
- Auto-lock mechanism for fast length changes
- Utility fin ideal for opening paint cans, creasing wallcoverings, and piercing box tape

NEW	SKU	VARIANT	SIZE	PACK
	56301	Snap Auto	18mm	12



TAJIMA
knives on
p 96-101

Multi-Functional Knife 3-in-1

- Snap-off knife compatible with 18mm blades
- Smooth wallcoverings and set seams
- Take small measurements with flat edge
- Glide along edges for fast and accurate trimming

NEW	SKU	VARIANT	SIZE	PACK
	56300	Snap Auto	18mm	12



TAJIMA
blades on
p 102-106

Snap-Off Blades

- Sharp, precise cutting performance
- 8 cutting points per blade (80 per pack)
- Sold with plastic safety dispenser
- Compatible with all 18mm knives including 56301 and 56300 knives

NEW	SKU	VARIANT	SIZE	PACK
	56210	10 Piece	18mm	24





Designed to raise the bar, Shurglide® scissors have been designed with uncompromising quality.

Shurglide® Professional Scissors

- Premium coated for adhesive resistance
- Superior comfort & performance
- Precision ground

Discerning professionals invest in the best equipment, and the Shurglide® range of professional scissors are designed to be the crème de la crème.

As you would expect from a premium product, the blades are precision ground and ultra-sharp for clean, precise long cuts. The bar is raised further with an additional premium black coating designed for superior adhesive resistance and durability.

These scissors take on a popular form profile and feature soft grip handles for improved comfort and control.

The distinctive yellow and black appearance make Shurglide® scissors an icon worthy of pride of place within the best decorators' merchants, and within the tool kits of our finest decorators.

Available in 10" and 12" sizes to accommodate differing weight and cutting length preferences.

Suitable for both use with either the left or right hand.

NEW	SKU	VARIANT	SIZE	PACK
	56800	-	10"	6
	56801	-	12"	6

Endurance® Scissors

- Professional grade extra-sharp long blades
- Precision ground for consistent results
- Achieve a long, clean cutting action
- For paper-hanging and general-purpose use



Our Endurance Scissors offer great performance when cutting sheets of wallpaper to size. They are also a superb general-purpose scissor.

Crafted to maintain sharpness and to create impressive cuts into wallpaper, wallcoverings, paper, board, and for general use. Because these scissors feature a long precision ground stainless steel blade, you will experience an extended, sharp cutting action that stays sharp for longer.

You will feel confident in a good clean cut even on wet papers!

Expect 11.5" (292mm) scissors, produced with stainless-steel blades on a robust and comfortable plastic handle.



NEW	SKU	VARIANT	SIZE	PACK
	56600	-	11.5"	12



Our handy Window Scraper is a great tool for removing paint from glass and tiles.

Endurance® Scraper



NEW	SKU	VARIANT	SIZE	PACK
	53705	-	5"	12


Essentials Window Scraper



NEW	SKU	VARIANT	SIZE	PACK
	53350	-	60mm blades	10

Scoring & Stripping

Endurance® Scraper Blades



TAJIMA
scrapers
on p 94-95



NEW	SKU	VARIANT	SIZE	PACK
	53706	2 Piece	5"	20

Easy Prep® Combi Shavehook



NEW	SKU	VARIANT	SIZE	PACK
	55401	Combi'	-	3

Elite Tools

- Traditional scale-tang design
- Made using high-quality materials
- Strong and long-lasting
- Individually hardened, tempered and ground



Traditional high-quality scales with stainless steel blades and hand-crafted to traditional standards.

Developed for the experienced professional painter, the Coral Elite scale-tang tool line is produced to traditional standards with high-quality materials.

If you want to be assured of a long tool life, the full scale-tang design characterised by a steel blade that extends through the full length of the riveted scales, makes the grade.

All blades are individually hardened, tempered and ground to provide excellent performance characteristics.

Filling knives feature flexible blades that offer an impressive response to pressure and are ideally suited for applying and spreading filler, putty, and spackling compounds.

Stripping knives feature blades that offer greater rigidity and resistance to pressure, making them ideally suited to stripping away areas of old wallpaper.

NEW	SKU	VARIANT	SIZE	PACK
	51801	Filling	2"	6
	51802	Filling	3"	6
	51803	Filling	4"	6
	52801	Stripping	2"	6
	52802	Stripping	3"	6
	52803	Stripping	4"	6
	53801	Chisel	1"	6





Decorators' multi-tools are superb tools for covering a wide variety of preparation and cleaning tasks.

Multi-Tools

Easy Prep® 13-in-1

- Soft grip for comfort and control
- Strong and durable blade
- Advanced hardening and tempering

Functions include:
3" scraper, 3" filling knife / spreader, crack cleaner, concave scraper, paint roller cleaner, paint can opener, bottle opener, 3/8 inch spanner, 1/4 inch spanner, rasp, nail puller, and nail setter

NEW	SKU	VARIANT	SIZE	PACK
	54401	13-in-1	-	6

Essentials Paint Can Opener

- Lightweight and versatile
- 4-in-1 design for extra value
- Compact pocket-sized tool

Open paint cans quickly and easily with this great compact tool. Extra functionality includes use as a bottle opener, nail pull, and a basic screw driver head.

NEW	SKU	VARIANT	SIZE	PACK
	73510	4-in-1	-	30

Sealing & Caulking

Essentials Caulking Gun

- Compatible with 310ml and 400ml cartridges
- 10.5" (267mm) skeleton format
- Lightweight design for reduced fatigue
- Includes a nozzle cleaning pin

Achieve a controlled application of caulk, silicone sealant, and other adhesives with this well-made and economical caulking gun.

NEW	SKU	VARIANT	SIZE	PACK
	73050	Skeleton	310-410mm	12

Essentials Sealant Tool

- Scrape away old materials
- Achieve a neat bead with new applications
- Reduce cartridge dry-out with integrated cap

An essential tool for removing and applying sealants, caulk, grout, fillers, and putty. Achieve a smart, consistent new sealant bead.

NEW	SKU	VARIANT	SIZE	PACK
	53201	-	-	12



The Essentials caulking gun has a strong metal frame with a tough epoxy-coated paint finish for durability.



TAJIMA
guns on
p 92





Premium general-purpose masking tape made from the finest materials and suitable for sensitive surfaces.

Masking Tape

Precision® Masking Tape

- Sharp lines made easy
- Low tack for regular & sensitive surfaces
- Washi paper for superior performance
- Suitable for interior and exterior use
- 7-day residue free removal

Precision® masking tape uses thin Washi paper with a premium low-tack adhesive to produce a high-performance tape that can also be used on sensitive surfaces inside and out.

The formulation brings together the finest materials that achieve crisp, sharp lines and an expert finish. It removes cleanly and easily within 7-days, without leaving unwanted residue or bleed.

In a world filled with many application-specific making tapes, this Precision® range stands for a high-performance and versatile everyday tape suitable for discerning decorators.

Available both in single rolls and in 3-piece packs for larger projects and regular use.

NEW	SKU	VARIANT	SIZE	PACK
	71600	3 Piece	24mm x 25m	5
	71601	Single	24mm x 50m	6
	71602	Single	36mm x 50m	6
	71603	Single	48mm x 50m	6

Masking Tape

Easy Blue® Masking Tape

- Multi-surface tape with UV shield
- High tack, edge block adhesive
- Suitable for interior and exterior use
- 14-day residue free removal

A versatile premium painter's tape for a professional finish. Delivering high tack adhesion and a good edge line, Easy Blue® masking tape can be used for interior and exterior projects and support residue-free removal within an impressive fourteen days of first application.

Available both in single rolls for occasional painting tasks, and in 3 piece packs for larger projects and regular use.

Compare
masking
tape specs
on p 112

NEW	SKU	VARIANT	SIZE	PACK
	71500	3 Piece	24mm x 25m	5
	71501	Single	24mm x 50m	6
	71502	Single	36mm x 50m	6
	71503	Single	48mm x 50m	6



Premium UV-resistant masking tape for external and internal use with residue-free removal within fourteen days of first application.





Classic masking tape for interior use offering residue-free removal with 3 days of first application.

Masking Tape

Essentials Masking Tape

- Classic multi-surface
- Easy on – Easy Off
- Mid tack for versatile usage
- Suitable for interior use
- 3-day residue free removal

A quality, general purpose painter's tape for all types of indoor painting projects. Essentials masking tape features crepe paper backed with rubber adhesive for good adhesion, easy tear, and residue-free removal within three days in temperatures up to 60°C!

Available both in single rolls for occasional painting tasks, and in 3 piece packs for larger projects and regular use.



Compare
masking
tape specs
on p 112

NEW	SKU	VARIANT	SIZE	PACK
	71305	6 Piece	24mm x 25m	3
	71300	3 Piece	24mm x 25m	5
	71301	Single	24mm x 50m	6
	71302	Single	36mm x 50m	6
	71303	Single	48mm x 50m	6
	71304	Single	75mm x 50m	6

Duct Tape

Endurance® Duct Tape

- Strong, tough, with a waterproof shell
- Fix, seal, bind and repair most surfaces
- High tensile strength
- Handy 10m pocket size also available

Endurance® Duct tape (also known as gaffa or cloth tape) combines a tough, weather-resistant shell to protect from the elements, and a strong reinforced mesh backing. The adhesive bonds for good grip on most smooth, uneven, and rough surfaces.

As a general-purpose duct tape, this range offers a solution to everyday fixing, sealing, binding, bundling, labelling, and repair tasks.

Our handy pocket size duct tape serves a fast-growing market segment and our convenient 10m (24mm / 1" wide) pocket size tape is perfect for carrying on-the-go. The range also includes the industry standard 50m (48mm / 2" wide) format.



High performance, dependable duct tape available in two popular sizes.



NEW	SKU	VARIANT	SIZE	PACK
	71360	Silver	24mm x 10m	6
	71362	Silver	48mm x 50m	6
	71370	Black	24mm x 10m	6
	71372	Black	48mm x 50m	6



Cotton laminated dust sheets are tough and waterproof, offering maximum protection against paint splatter and spills - ideal for regular use.

Surface Protection

Endurance® Cotton Laminated Dust Sheet

- 2x layers for twice the protection
- Absorbent cotton twill for paint splatter and small spills
- Leak-resistant bottom layer for maximum protection
- Tough, dust-proof, waterproof
- Reusable and drapes well

NEW	SKU	VARIANT	SIZE	PACK
■	72410	Single	12x9'	8

Essentials Tarpaulin

- Exterior protection from rain, wind, snow & sun
- Interior protection against dust, dirt, paint splatter and small spills
- Waterproof, lightweight, tear and stretch resistant
- Metal eyelets every 1m and rope-reinforced edges

NEW	SKU	VARIANT	SIZE	PACK
■	72210	Single	2x1.35m	10
■	72211	Single	3.5x2.6m	10

Surface Protection

Double Guard® Dust Sheet

- 2x Layers for twice the protection
- Absorbent top layer for paint splatter / drips
- Leak-resistant bottom layer for extra protection
- Lightweight, dustproof, waterproof
- Reusable and drapes well

NEW	SKU	VARIANT	SIZE	PACK
■	72400	Single	8x10.5'	10

Essentials Poly Dust Sheet Roll

- Cover furniture and flooring in dry conditions
- Barrier protection against dust and paint
- Lightweight, dustproof, and waterproof

NEW	SKU	VARIANT	SIZE	PACK
■	72204	Roll	50x2m	8

Essentials Poly Dust Sheets

- Cover furniture and flooring in dry conditions
- Barrier protection against dust, paint, and dirt
- Produced from polythene

NEW	SKU	VARIANT	SIZE	PACK
■	72201	3 Piece	12x9'	6
■	72200	Single	12x9'	12
■	72202	Single	12x12'	12



Dust sheets are core lines offering protection from paint splatter, drips, dust and much more. Our Double Card line offers extra protection.





An assortment of coarse, medium, and fine abrasive surfaces available in both sheet and block formats ideal for most applications.

Abrasives

Essentials Sandpaper Sheets

- 10-pack general purpose sheets
- Use with wood, paint, varnish and plaster
- 3x Fine, 4x Medium, 3x Coarse sheets



A good choice if you need an assortment of surface textures from coarse to fine sheets. Achieve a uniform finish when working down from a coarse to fine finish!

NEW	SKU	VARIANT	SIZE	PACK
	74200	10 Piece	9x5.5"	20

Essentials Sanding Sponges

- 6-pack flexible sponge abrasive pads
- For contours, irregular shapes and flat surfaces
- 2x Fine, 2x Medium, 2x Coarse pads



Quality abrasive pads made from a sponge base and bonded abrasive grit. For fast wet or dry sanding of wood, paint, metal, fibreglass, plastic and drywall materials. Flexible for use with contoured or flat surfaces. When finished, simply rinse and reuse.

NEW	SKU	VARIANT	SIZE	PACK
	74300	6 Piece	-	6

Wire Brush

- Fine wire for loose paint and rust removal
- 4 rows with 62 positions for more surface coverage
- Hanging hole for convenient storage



A durable abrasive brush for easier removal of paint, corrosion and other surface deposits.

Developed for general trade and household use, this Coral Essentials abrasive brush is ideal for loosening and removing tough layers of built-up paint corrosion, rust and dirt deposit, abrading surfaces more easily on surface preparation projects. 4 rows of hard-wearing, stiff wire bristles withstand demanding cleaning and abrasion tasks on a range of surfaces around the home and garden, whilst its curved natural wood handle delivers good control and grip.

You'll gain greater surface area coverage and productivity due to four rows of steel wires, as a result saving you time!

Produced with 0.3mm steel wires securely set into a traditional style handle crafted from sustainably certified Poplar wood sourced from well-managed forests.



NEW	SKU	VARIANT	SIZE	PACK
	73390	-	4 row	8





Endurance® extension poles are built with heavy-duty fibreglass outer-casing and feature the latest adjustable cam lock system for quick length changes.

Extension Poles

Endurance® Extension Poles

- Heavy duty fibreglass casing
- Secure lock at any length
- Comfortable, non-slip handle
- Threaded end connection with push-fit adaptor

Endurance® extension poles bring together the strength of fibreglass casing with a die-cast metal threaded end-connector (sold with a push-fit adaptor) for impressive durability.

The inner pole is made of lightweight, fluted aluminium to prevent unwanted twisting during use, and textured non-slip grips are positioned along the exterior casing.

These poles feature a superior flip-cam locking mechanism for securely locking the telescopic pole at any length. Gone are the days of pins shearing, causing poles to fail on the job!

For best-in-breed fibreglass poles, the Endurance® range offers a rugged build and performance to depend on day in, day out.

Available in three popular sizes including the most useful 3ft to 6ft length.

NEW	SKU	VARIANT	SIZE	PACK
	76701	Telescopic	2-4' / 0.6 - 1.2m	5
	76702	Telescopic	3-6' / 0.9 - 1.8m	5
	76703	Telescopic	4-8' / 1.2 - 2.4m	5

Brush extender on p 79

CORAL



3/4" THREADED TIP

Compatible with paint rollers & other tools



FLIP-CAM LOCK MECHANISM

Securely lock at any length



NON-SLIP FOAM GRIPS

Increased comfort & control

Endurance®



Shurglide® extension poles feature lightweight yet durable aluminium outer-casing and the latest adjustable cam lock system for quick length changes.

Extension Poles

Shurglide® Extension Poles

- Lightweight, durable aluminium
- Secure lock at any length
- Comfortable, non-slip handle
- Threaded end connection with push-fit adaptor

Shurglide® extension poles were designed to be the ultimate lightweight pole.

The exterior aluminium casing combines with an aluminium fluted inner pole for a good balance of strength and low weight, making it a pleasure to use. The outer casing combines with a die-cast metal threaded end-connector (sold with a push-fit adaptor) for solid tool connections.

For comfort, textured non-slip grips are positioned along the exterior casing. These poles feature a superior flip-cam locking mechanism for securely locking the telescopic pole at any length. Gone are the days of pins shearing, causing poles to fail on the job!

For a feature-rich, lightweight pole for most decorating tasks, it's hard to beat this Shurglide® range. Available in three popular sizes including the most useful 3ft to 6ft length.

NEW	SKU	VARIANT	SIZE	PACK
	76501	Telescopic	2-4' / 0.6 - 1.2m	5
	76502	Telescopic	3-6' / 0.9 - 1.8m	5
	76503	Telescopic	4-8' / 1.2 - 2.4m	5

Extension Poles & Accessories



Make life easier when working with awkward or hard-to-reach areas with the Essentials paint brush and tool extender attached to a threaded pole.

Essentials 0.95m Sectional Extension Pole

- Convenient space-saving pole for storage
- Extra reach and leverage
- Sturdy threaded steel sections
- Threaded attachment with push-fit adaptor
- 0.25-0.95m / 0.8-3.1' extension reach

NEW	SKU	VARIANT	SIZE	PACK
	76205	-	0.95m	10



Essentials Tool Extender

- Must-have extension pole accessory
- Paint difficult-to-reach areas without a ladder
- 14-position lock for precise angles
- Suitable for screw threaded extension poles
- Ideal for snagging and finishing

NEW	SKU	VARIANT	SIZE	PACK
	50300	-	-	6



Essentials Push-Fit Adaptor

- Replacement screw-thread to 'push-fit' cap
- Strong and durable plastic
- Suitable for a wide range of painting and cleaning tools

NEW	SKU	VARIANT	SIZE	PACK
	76300	-	-	12





Scuttle and kettle liners have revolutionised the traditional clean-up routine after painting, offering a range of time and money-saving benefits.



Containers
on
p 82-83



Paintwiz® Liners

- **Less mess:** never wash another paint scuttle or paint kettle again!
- **Save time:** cuts clean-up time to one minute without water!
- **Quick changes:** swap liners when working with multiple colours
- **Handy for breaks:** tighten tie-tape to keep paint and your tools fresh for longer
- **Longer life:** keeps your scuttle/kettle pristine and extends its useful life
- **Less waste:** snip a corner and squeeze excess paint back into its container
- **Water-kind:** waterless clean-up and eliminates paint-laden drain water
- **Versatile:** suitable for water and solvent-based paints and wallpaper paste
- **Durable:** extra-strong and tear-resistant

Paint scuttle & kettle liners are widely considered an essential everyday purchase for professional painters and a popular choice for DIY enthusiasts. Paintwiz® Scuttle and Kettle Liners save painters money through faster clean-up, reduced waste, and extended equipment life.

Most decorators never go back to life without liners after experiencing the faster, more effortless clean-up routine that they offer, so stop cleaning and start saving!

Paintwiz Liners and their packaging are made with recycled materials.

NEW	SKU	VARIANT	SIZE	PACK
	73332	8 Pack	for 2.5L kettle	10
	73334	8 Pack	for 5L scuttle	10
	73335	8 Pack	for 10L scuttle	10
	73336	8 Pack	for 15L scuttle	10
	73337	8 Pack	for 25L scuttle	10

CORAL

Work Smarter, Not Harder

LESS MESS

Never clean
another scuttle!

DURABLE

Extra-strong &
tear-resistant



HANDY FOR BREAKS

Tie-tapes keep tools
fresher for longer



LONGER LIFE

Extend container
lifespan



LESS WASTE

Snip corner & save
any excess paint



QUICKER CHANGES

Easily swap liners
for different colours

The Original
Paintwiz®
Scuttle & Kettle Liners



Scan to learn more about Paintwiz® Liners



Evenly load paint roller covers up to 15" wide with our range of paint trays.

Containers

Paintwiz
Liners on
p 80

Essentials Paint Scuttles

- Standard paint scuttles in common sizes
- Metal carry handle
- Easy-to-clean

NEW	SKU	VARIANT	SIZE	PACK
	73320	-	5 litre	6
	73321	-	10 litre	6
	73322	-	15 litre	6
	73323	-	25 litre	6



Endurance® Paint Tray

- Strong and durable design
- Extra thick walls
- Easy-to-clean
- Extra large for use with 15" rollers

NEW	SKU	VARIANT	SIZE	PACK
■	73703	-	15"	6



Essentials Paint Trays

- Standard paint trays in common sizes
- Easy-to-clean

NEW	SKU	VARIANT	SIZE	PACK
■	73202	Value	9"	6
	73300	-	4"	6
	73302	-	9"	6



Containers



Keep your paint cans in good condition and free from contaminants by decanting manageable quantities into our collection of paint kettles.

Endurance® 2.5L Metal Kettle



NEW	SKU	VARIANT	SIZE	PACK
	73711	Metal	2.5 litre	12

Essentials 2.5L Paint Kettle



NEW	SKU	VARIANT	SIZE	PACK
■	73211	Value	2.5 litre	6

Essentials Paint Kettles



NEW	SKU	VARIANT	SIZE	PACK
	73310	-	1 litre	6
	73311	-	2.5 litre	6
	73312	-	5 litre	6

Essentials Paint Kettle Lids



NEW	SKU	VARIANT	SIZE	PACK
	73315	-	For 1 litre	6
	73316	-	For 2.5 litre	6
	73317	-	For 5 litre	6



The Paintwiz Paint Pail slots onto most types of ladder rung and secures with straps for increased safety when painting at height.

Paintwiz® Paint Pails

Paintwiz® Paint Kettle with Accessories

- Faster, easier and safer
- Hands-free design capability
- Clips onto most D-rung ladders
- Clips around your waist with belt
- Ideal for mini-rollers and brushes

This dual-compartment kettle will attach securely to most D-rung ladders for safer at-height painting work with brushes and mini-rollers. A detachable belt also enables it to be worn, offering ultimate flexibility on the move.

NEW	SKU	VARIANT	SIZE	PACK
■	73620	-	-	8

Paintwiz® Paint Kettle

- Ideal for mini-rollers and brushes
- Versatile twin compartments
- Integrated attachment hooks

This versatile twin-compartment 1.25L kettle has been specially developed for use with paint brushes and mini-rollers on small and hard-to-reach areas, featuring a handy roll-off surface and brush storage in the handle.

NEW	SKU	VARIANT	SIZE	PACK
■	73621	-	-	8

Paint Accessories

Essentials Paint Pyramids

- Save time! Simply paint, flip, and continue
- Support painted surfaces with minimal contact
- Freely position or secure through eyelets
- Ideal for furniture restoration and painting trim

For faster project times painting furniture, cabinet doors, mouldings trim and much more. Paint one side and immediately flip. The pyramids support the painted under-side while you can continue to paint the uncoated side. No need to watch paint dry.

NEW	SKU	VARIANT	SIZE	PACK
■	50305	4 Piece	-	10

Essentials Socket Shield Paint Guard

- Paint around sockets & switches
- Avoid masking
- Fast & efficient

Achieve a neat and tidy finish around most wall sockets and light switches. Avoid the hassle of applying masking tape by simply holding the paint shield over the socket for quick and efficient sharp edges.

NEW	SKU	VARIANT	SIZE	PACK
■	73380	-	10.3 x 16.3cm	8



Paint Pyramids are 'must have' accessories when you need to work quickly on both sides of a surface. Simply paint, flip, and continue with the other side.





With two essential scraping functions in one versatile tool, no roller cleaning routine can afford to be without the timesaving Paintwiz Roller Cleaner.

Roller Cleaning

- Scrape away excess paint
- Recover & reuse excess paint
- For large and mini-rollers

The Paintwiz® 2-in-1 Roller Cleaner effectively speeds up arduous roller cleaning routines at the end of a long day, while reducing paint wastage and mess.

The rigid primary scraper closely contours to a standard paint roller core for maximum paint removal from the fabric pile prior to washing. Not only does this minimise the amount of paint from entering the waterways during washing but also enables any excess paint to be reused on future jobs, saving money.

With an integrated secondary mini-roller scraper, the Paintwiz Roller Cleaner packs in not one but two handy scraping functions into one tool, offering exceptional value.

Available in two primary scraper diameters for optimum paint removal whatever the roller size.



NEW	SKU	VARIANT	FOR CORE SIZE	PACK
■	54500	-	1.5" & mini	12
■	54501	-	1.75" & mini	12

Paint Tool Storage



Do you need to temporarily store your paint rollers between jobs? Save time and money with these great solutions.

Essentials Roller Capsule

- Keep tools fresh for hours, days, even weeks!
- Save time and effort with fewer clean-ups
- Less mess and easy-to-use and reuse
- Simply insert a roller cover and close the lid

The airtight paint Roller Capsule keeps roller covers fresh and ready to use for extended periods of time. An environmentally-friendly approach eliminates the need for regular clean-ups. Suitable for most roller covers up to 9x1.75".

NEW	SKU	VARIANT	SIZE	PACK
	73550	-	Up to 9" rollers	6



Seal & Save™ Wrappers

- Keep tools fresh for hours, days, even weeks!
- Save time and effort with fewer clean-ups
- Simply insert a roller or brush and tightly seal

Preserve paint rollers or brushes during painting project breaks or unplanned interruptions with these easy-to-use and professional wrappers. These premium vapour barrier foil wrappers have a pressure seal for a reliable air-tight environment.

NEW	SKU	VARIANT	SIZE	PACK
	73501	10 Pack	Up to 9" rollers	12



Layout & Tapes



Core tools for general layout tasks include our lightweight torpedo level.

Essentials Torpedo Level

- Horizontal, vertical and 45°
- Magnetic base
- Lightweight

An entry-level design for a simple and easy approach to angle measurements. Featuring three high visibility vials with a top reading window for finding any level, plumb or 45° angle. Ideal for accurate layout on many projects around the home!



NEW	SKU	VARIANT	SIZE	PACK
	57300	Torpedo	-	20

Essentials Electrical Tapes

- Flexible tape for colour coding
- For use up to 600V and 60°C
- Conforms to BS EN 604541:1995

Protect and insulate most electrical wires around the home with this versatile, professional grade PVC tape set. Also ideal for colour-coding and identification uses.



NEW	SKU	VARIANT	SIZE	PACK
	71350	6 Piece	19mm x 5m	6

Picture Hanging



If you are decorating a room, there is a good chance you will be hanging a picture, clock, or art afterwards. This great value picture hook set is ideal.

Easy Hanger Picture Hooks

- 52 Piece set for most everyday needs
- Plastic container for convenient storage
- Hook assortment: 18x 4kg, 12x 8kg, 16x 12kg, 6x 20kg (maximum weights)

A great set of 52 picture hooks and nails suitable for general use hanging items up to 20kg! The pack features a pocket-sized plastic container for convenient storage of any remaining hooks ready for future use.




NEW	SKU	VARIANT	SIZE	PACK
	81400	52 Piece	Various	6



Make light work of stubborn ice on cold winter mornings.

Icewiz® Scraper

- Versatile with long & short usable edges
- Effective ice removal from double bevel edge
- Conveniently thin & easy to store
- Long lasting, durable material



The popular Icewiz® windscreen ice remover has fast become the professional driver's choice for fast removal of stubborn ice from car windows and windscreens on cold winter mornings.

Start each winter day better with the help of the Icewiz® and benefit from a long-lasting tool with a double-bevel edge to lift away ice, frost, and snow effectively.

The long edge is ideal for windscreens while the short edge is great for mirrors and windows.

These damage-resistant transparent scrapers offer superior surface visibility and are conveniently thin, ideal for storing in glove compartments, door pockets or seat back pockets.

NEW	SKU	VARIANT	SIZE	PACK
	69520	-	8.25"	12

Tajima®

Tajima produce quality tools trusted by professionals since 1909. The Tajima brand is owned by TJM Design Corporation, a privately-owned company and the largest manufacturer of hand tools in Japan with global production sites.

Tajima uses its excellent design capabilities to develop best of breed tools designed for professional users.

Coral Tools Ltd is the distributor of Tajima in the UK and Ireland.





The Tajima Convoy are highly-regarded amongst the best guns in the world. Outstanding build quality and engineering set these guns apart.

Convoy Guns

Convoy RS Gun

- **Duel Power** for up to 40% extra thrust for higher viscosity materials / cold temperatures
- Ratios of 8:1 and 16:1
- Enhanced SST for durability and performance
- 360° rotating handle for better control
- Long seal puncture pin

NEW	SKU	VARIANT	SIZE	PACK
	96838	Barrel	310ml	6

Convoy SUPER 12

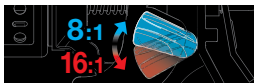
- Ratio of 12:1
- Metal and resin grip
- Twin Trust system for better performance
- Auto flow stop system
- 360° rotating handle for better control
- Long seal puncture pin

NEW	SKU	VARIANT	SIZE	PACK
	96837	Barrel	310ml	6

Convoy JUST

- Ratio of 7:1
- Twin Trust system for better performance
- Auto flow stop system
- 360° rotating handle for better control
- Long seal puncture pin

NEW	SKU	VARIANT	SIZE	PACK
	96836	Barrel	310ml	6



CORAL
gun on
p 67



Layout Tools



The Hi-Lock Class 1 tape measure provides the highest class of accuracy for the most discerning professionals.

Hi-Lock Tape Measure

- **EC Class 1** – the most accurate grade available
- Reinforced end hook for consistent measures
- 25mm wide white blade for easy readability
- 5m length marked with metric graduations

Premium tape certified to the highest EC Class 1 standard for an accuracy tolerance of 0.6mm based on a 5m blade length. Ideal for professionals who need precision in everything they do. Also features an ultra-hard end hook to ensure consistent inside and outside measurements.

NEW	SKU	VARIANT	SIZE	PACK
	96848	-	5m (metric)	8



Chalk-Rite Dura

- Heavy-duty with cast aluminium casing
- Ultra-fast rewind
- Precision 1.0mm braided snap line
- Wide fill neck with positive-locking cap

This premium extra heavy-duty design has been developed to the highest standards. Design features include a dependable three-gear drive system for ultra-fast rewind. The integrated handle release allows you to disengage the line spool when extending the line.

NEW	SKU	VARIANT	SIZE	PACK
	96847	-	30m / 100ft	4





The Scrape-Rite line of scrapers offer tough build quality for the most demanding jobs.

Scrape-Rite

- Long-lasting, extra heavy-duty design
- Includes 3x Endura solid blades
- Includes blade guard for safety

Feel confident on the toughest jobs including wall, floor, ceiling, and roofing applications.

The Scrape-Rite line has an exceptional build quality featuring die-cast aluminium heads, reinforced shafts, and steel striking end caps.

The spring-loaded blade clamp is compatible with 18mm blades, creating the advantage of fast and easy blade changes without compromising blade security.

This feels like a serious scraper that can take on any task.

CORAL
scraper on
p 64

Endura
blades on
p 103

NEW	SKU	VARIANT	SIZE	PACK
	96824	-	200mm	4
	96825	-	300mm	4
	96826	-	600mm	4
	96827	-	1200mm	4

Scrape-Rite

- Flexible blade option
- Hard extra-thick angled blade option
- Offset tool head for injury prevention
- Extra-wide striking head
- Heavy-duty build quality

Tajima are world-renowned for producing excellent scrapers, and the Scrape-Rite Solid Core line is no different.

Central to the design is the offset head that is aligned to the surface area, and a raised handle to avoid scraping debris and prevent hand injury.

The standard tool length is 28cm and an extended length 56.5cm (item 96855) is available for greater leverage.

The 8cm wide blades are available in straight flexible format with a thickness of 0.5mm, or a hard angled format with a thickness of 1.2mm for more demanding tasks.

NEW	SKU	VARIANT	SIZE	PACK
	96851	Solid Core Flex	-	6
	96852	Solid Core Hard	-	6
	96855	Solid Core Hard Long	-	6
	96853	Solid Core Flex Blade	-	4
	96854	Solid Core Hard Blade	-	4



The offset head is aligned to the surface area with a raised handle to help prevent injury.





V-REX trapezoid knives look stunning and offer a very strong, heavy-duty design build. The over-sized release dial offers security and easy-access.

V-REX Knives

- Long-lasting, extra heavy-duty design
- 4-step blade retraction
- Oversized screw dial for tool-free access
- Includes 3x V-REX II Black blades

This retractable utility knife has a striking metallic blue design appearance and a great build quality.

The oversized screw dial provides easy tool-free access to the body for secure blade storage.

This feature-rich design leads with high-performance cutting, user comfort, and productivity.



NEW	SKU	VARIANT	SIZE	PACK
	96822	Trapezoid	-	12

ProGrip Knives



When comfort and control matter, the ProGrip line of knives stand out for their great build quality.

ProGrip 25mm

- Blade auto-lock retraction
- Elastomer grip for comfort and control
- Ultra-hard tempered blade guide
- Includes 1x 25mm Razer Black blade

NEW	SKU	VARIANT	SIZE	PACK
	96800	Snap Auto	25mm	10



25mm
blades on
p 104

ProGrip 18mm

- Auto-lock and dial-lock models
- Elastomer grip for comfort and control
- Ultra-hard tempered blade guide
- Includes 3x 18mm Razer Black blade

NEW	SKU	VARIANT	SIZE	PACK
	96802	Snap Auto	18mm	10
	96803	Snap Dial	18mm	10



Holster
on
p 98

ProGrip 9mm

- Blade auto-lock retraction
- Elastomer grip for comfort and control
- Ultra-hard tempered blade guide
- Includes 1x 9mm Razer Black blade

NEW	SKU	VARIANT	SIZE	PACK
	96807	Snap Auto	9mm	10





The Quick Back knife is a feature-reach knife and ideal for those looking for exceptional performance with added safety features.

Quick Back / Holster

Quick Back 18mm with Holster

- Full feature self-retracting and auto-lock knife
- Includes Safety Holster with auto-lock
- Utility fin for opening paint cans or scoring
- Includes 1x 18mm Razar Black blade

NEW	SKU	VARIANT	SIZE	PACK
	96835	Snap Auto	18mm + Holster	6

18mm
blades on
p 104

Quick Back 18mm

- Full feature self-retracting and auto-lock knife
- Cut safely and with confidence
- Utility fin for opening paint cans or scoring
- Soft grip casing for comfort and control
- Includes 1x 18mm Razar Black blade

NEW	SKU	VARIANT	SIZE	PACK
	96801	Snap Auto	18mm	10

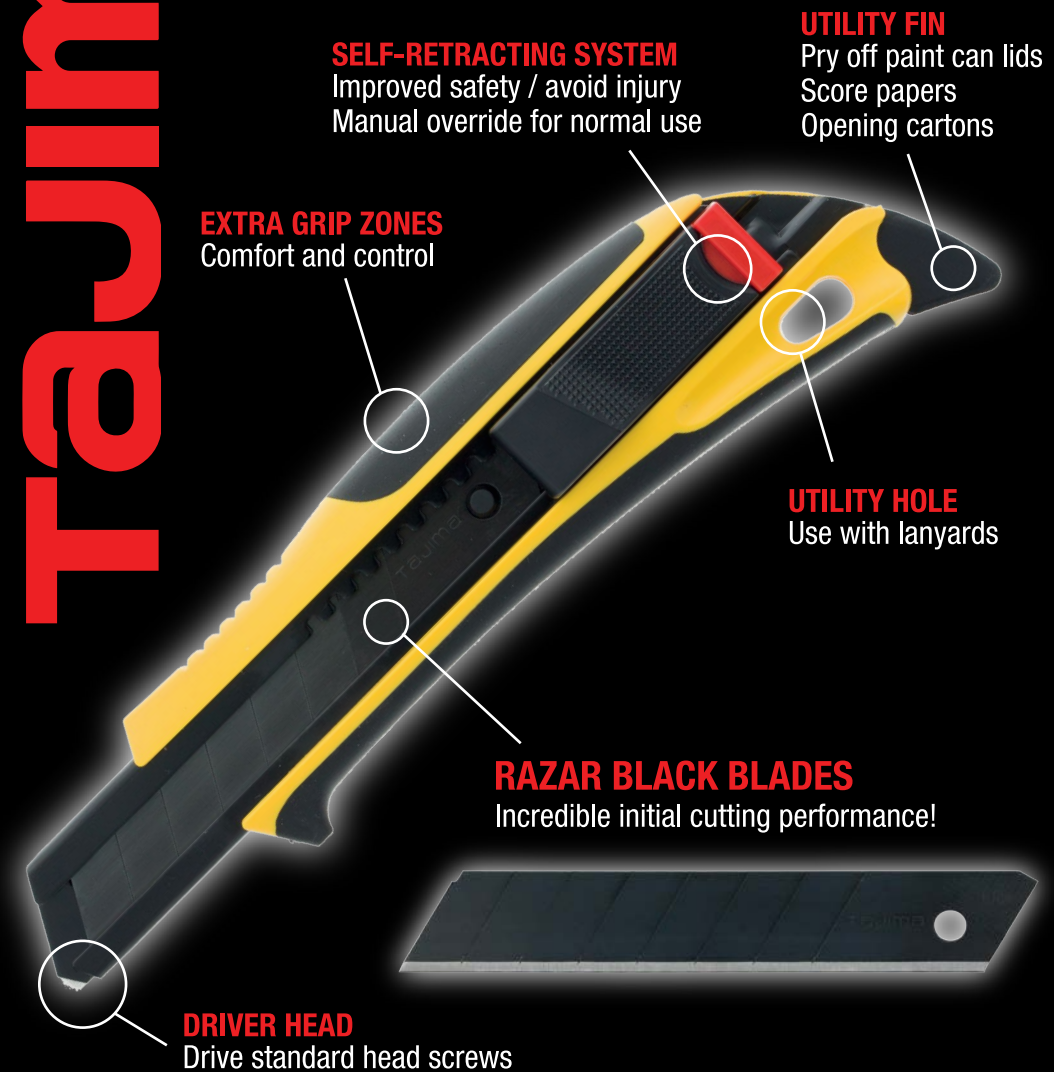
Safety Holster

- Automatic positive lock / one-handed unlock
- Adjusts by 45 degrees
- Belt loop for easy attachment
- Compatible with Quick Back, ProGrip, and Driver 18mm knives

NEW	SKU	VARIANT	SIZE	PACK
	96839	Snap	18mm	10

Tajima

EXCELLENCE REDEFINED Quick Back Knife





Automatic blade retraction and slide-lock prevents accidental injury.

Safety & Detail

Safety Knife / Box Cutter

- Designed for safe box cutting
- Fully automatic blade retraction
- Safety-lock to prevent accidental use
- For right and left-handed users

Prevent unwanted injury when opening boxes or unpackaging. The powerful spring in this safety knife automatically retracts the blade into the case and a safety lock can secure its position.

NEW	SKU	VARIANT	SIZE	PACK
	96849	-	-	10

Safety blades on p 107



Art & Graphics Knife

- Featuring a familiar pen format for a well-balanced and easy-to-control knife
- Excellent detail cutting performance
- Bladed end and a spatula end for versatility
- Includes 9x Tajima Art and Graphic blades

For precision and control this Art & Graphics knife offers the barrel profile of a pen for a familiar grip. The non-cutting end of the knife has a spatula profile for pressure applications.

NEW	SKU	VARIANT	SIZE	PACK
	96819	-	-	10

Graphics blades on p106



Detail Knives

Slim Knife

- Slimline profile for greater surface visibility and improved accuracy
- Save time with auto-lock blade retraction
- Includes 3x 9mm Tajima blades

When accuracy matters, this slim profile knife with metal casing provides great surface visibility. Accepts standard 9mm blades.

NEW	SKU	VARIANT	SIZE	PACK
	96808	Snap Auto	9mm	10



This collection offers great surface visibility and feature-sets that make them ideally suited to precise detail work.



9mm blades on p 104

Slim Acute Angle Knife

- Compatible with acute 30° blades
- Greater reach and surface contact
- Slimline profile for greater surface visibility and improved accuracy
- Includes 3x 9mm 30° Tajima blades

When accuracy matters, this slim profile knife with metal casing provides great surface visibility and the acute 30° provides a longer point. Accepts Tajima acute 9mm blades.

NEW	SKU	VARIANT	SIZE	PACK
	96809	Snap Auto	9mm Acute	10



30° blades on p 106



Tajima are known world-wide for their exceptional blades and the V-REX II offers superb performance in a trapezoid format.

V-REX II Blades

- **Extraordinary cutting performance**
- **Compatible with most trapezoid knives**
- **Lower cost-per-cut**
- **2 cutting points per blade (20 points per pack)**

Feel confident with extraordinary cutting performance. Each black blade has been carefully sharpened to classified Japanese standards perfected over many decades.

The blade geometry and extra-hard SK-120 steel maximises cutting point strength. Blades track straight and stay sharper for longer. This blade is even suitable for heavy-duty use with drywall and plasterboard.

Each blade has two cutting points resulting in twenty cutting points in this pack. To lower cost-per-cut, blades stay sharper for longer than entry-level blades, making them a wise choice for professionals!



NEW	SKU	VARIANT	SIZE	PACK
	96823	10 Piece	-	10

Strong Blades

Rock Hard 25mm

- **Durable blade for long-lasting sharpness**
- **A one-piece blade without snap segments**
- **Compatible with most 25mm snap knives**
- **1 cutting point per blade (10 points per pack)**

Rock Hard blades are produced with high quality SK-120 steel using advanced Japanese style tempering and sharpening. Suitable for use even with tough materials such as drywall and plywood.

NEW	SKU	VARIANT	SIZE	PACK
	96812	10 Piece	25mm	10

Endura 18mm

- **Durable blade for long-lasting sharpness**
- **A one-piece blade without snap segments**
- **Compatible with most 18mm snap knives**
- **Also compatible with Scrape-Rite scrapers**
- **1 cutting point per blade (10 points per pack)**

An exceptional blade with impressive cutting edge retention. Advanced tempering and sharpening will deliver an exceptionally hard-cutting edge.

NEW	SKU	VARIANT	SIZE	PACK
	96815	10 Piece	18mm	10



Great with scrapers and in cutting applications where a segmented blade is not desirable, these unsegmented blades offer a long cutting edge.



ProGrip
25mm knife
on p 104



Scrape-
Rite on
p 95



Legendary Razar Black blades have incredible initial performance and stay sharper for longer. A blade that professionals trust when results matter!

Razar Black Blades

Razar 25mm

- Sharper blades offer precise and more reliable cuts for improved safety
- Compatible with most 25mm snap knives
- 7 cutting points per blade (70 points per pack)



NEW	SKU	VARIANT	SIZE	PACK
	96811	10 Piece	25mm	10

Razar 18mm

- Sharper blades offer precise and more reliable cuts for improved safety
- Compatible with most 18mm snap knives
- 8 cutting points per blade
- 80 points per 10-pack / 400 points per 50-pack



NEW	SKU	VARIANT	SIZE	PACK
	96813	10 Piece	18mm	10
	96814	50 Piece	18mm	10

Razar 9mm

- Sharper blades offer precise and more reliable cuts for improved safety
- Compatible with most 9mm snap knives
- 13 cutting points per blade (130 points per pack)



NEW	SKU	VARIANT	SIZE	PACK
	96816	10 Piece	9mm	10

Tajima

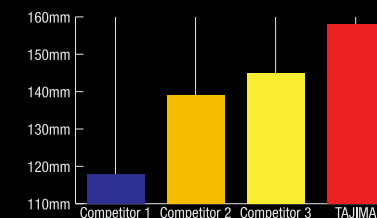
EXCELLENCE REDEFINED Razar Black Blades

JAPANESE TECHNOLOGY
Advanced blade tempering and multi-step sharpening

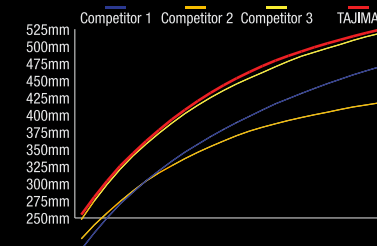
PREMIUM GRADE
High quality steel

ACUTE ANGLE
Exceptionally fine quality of cut

PROVEN IN TESTS
Initial Cutting Performance (first 3 cuts)



Cumulative Performance (cuts 5 to 30)



Tajima

Tajima produce quality tools trusted by professionals since 1909. The Tajima brand is owned by TJM Design Corporation, a privately-owned company and the largest manufacturer of hand tools in Japan with global production sites. Tajima tools are recognised worldwide as offering exceptional features and function at a high level of quality rarely seen.

* According to an independent test taken during May 2016 in accordance with BS EN ISO 8442-5: 2004. For verification, please email hello@coral-tools.com



When accuracy matters most these blades provide superior reach and control.

Detail & Safety Blades

Acute Blades 9mm

- Acute 30° angle blade segments
- Greater reach and surface contact
- A popular choice for window tinting, graphic arts and fine detail work
- 7 cutting points per blade (70 points per pack)

These specialist blades are scored at a 30° angle and have seven cutting points to a blade. The acute angle provides superior reach and surface contact.

NEW	SKU	VARIANT	SIZE	PACK
	96817	10 Piece	9mm Acute	10

Art & Graphics Blades

- 6mm cutting edge with a 35° degree angle
- A highly versatile blade ideal for detail work
- 1 cutting point per blade (20 points per pack)

Quality specialist blades with a 35° angle blade angle ideal for detail work using the Tajima Art & Graphics Knife.

NEW	SKU	VARIANT	SIZE	PACK
	96820	20 Piece	-	10

Safety

Safety Knife Blades

- Use with Tajima Safety knife for safe box cutting
- Rectangular profile to help prevent injury
- 2 cutting points per blade (20 points per pack)

These Safety Knife Blades are produced with a rectangular form (56 x 18mm) which helps to prevent deep cuts compared to trapezoid shape blades.

NEW	SKU	VARIANT	SIZE	PACK
	96850	10 Piece	18mm	20

Safe Snap Blade Disposal

- Snapping off blade segments becomes safer, faster, and easier
- Features a sharps bin for blade storage
- Easily unclip lid and safety dispose of used blades, providing years of use

When you need a compact sharps bin when you're on the go, the Safe Snap from Tajima is a great choice, with a dispenser head shaped to help safely break off blade segments.

NEW	SKU	VARIANT	SIZE	PACK
	96818	-	-	24



The Safe Snap is a 'must have' unit when working with snap-off blades. Features safe storage space until blades can be properly disposed of.



Safety Knife on p 100



Acute Angle knife on p 101

Graphics knife on p 100



Aluminist Japan Pull Saws feature die-cast aluminium handles and come complete with a high-quality blade and plastic blade guard.

Japan Pull Saws

300mm Aluminist Pull Saw

- Cuts are precise, clean, fast and use less effort
- Die-cast aluminium handle
- Elastomer grip for comfort and control
- Protective blade guard
- Includes 1x 300mm 13 TPI blade

The 300mm blade has 13 teeth per inch for standard cuts on most woods and excellent performance on plywood.

NEW	SKU	VARIANT	SIZE	PACK
	96843	Complete	300mm	6

265mm Aluminist Pull Saw

- Cuts are precise, clean, fast and use less effort
- Die-cast aluminium handle
- Elastomer grip for comfort and control
- Protective blade guard
- Includes 1x 265mm 16 TPI blade

The 265mm blade has 16 teeth per inch for fine cuts on most woods and excellent performance on dry wood.

NEW	SKU	VARIANT	SIZE	PACK
	96842	Complete	265mm	6

Japan Pull Blades



Tajima have an enviable reputation for blade technology and these Pull Saw blades show off that capability. Expect exceptional cutting performance!

300mm Saw Blade 13 TPI

- 13 teeth per inch for standard cuts on most woods and excellent performance on plywood
- Microwave impulse hardened teeth
- Japanese-style tempering
- 0.7mm blade thickness (1.15mm at teeth)
- Teeth tip spacing of 2.15mm

NEW	SKU	VARIANT	SIZE	PACK
	96844	Blade	300mm	24



265mm Saw Blade 16 TPI

- 16 teeth per inch for fine cuts on most woods and excellent performance on dry wood
- Microwave impulse hardened teeth
- Japanese-style tempering
- 0.6mm blade thickness (0.9mm at teeth)
- Teeth tip spacing of 1.75mm

NEW	SKU	VARIANT	SIZE	PACK
	96845	Blade	265mm	24



230mm Saw Blade 21 TPI

- 21 teeth per inch for micro-fine cuts and interior finishing
- Microwave impulse hardened teeth
- Japanese-style tempering
- 0.4mm blade thickness (0.55mm at teeth)
- Teeth tip spacing of 1.2mm

NEW	SKU	VARIANT	SIZE	PACK
	96846	Blade	230mm	24





Tool Care Tips

Get the most out of your paint tools with our care and maintenance guidance

Follow these easy tool care tips to optimise performance and extend their useful lifespan.

Paint Brushes

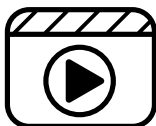


BEFORE FIRST USE PRE-WASH[†] and COMB to remove any debris or stray filaments from production.

FOR BEST RESULTS PRE-WET with a suitable thinner[†] and remove excess for a slightly damp, primed state. Avoid using water-based and solvent-based coatings with the same brush.

CLEANING [†] Wash with a suitable thinner. For water-based coatings, use water. For solvent-based coatings, use coating recommendation or white spirit. Rinse the brush head thoroughly and remove excess with a with a clean towel. Comb to shape and hang dry naturally. Never soak, use hot water or apply direct heat. Wooden handles are porous and can absorb water; exposure to excess water may cause the handle to expand and contract, causing the brush head to become loose.

STORAGE Once dry, place in a protective cover and store in a dry, dust-free place.



Click to watch video

Paint Pads



BEFORE FIRST USE Pre-wash to remove any debris or excess lint from production. For water-base coatings, use water. Leave to dry naturally.

FOR BEST RESULTS For-water based paints, pre-wet with water and remove excess for a slightly damp, primed state that will accept more paint. Avoid using water-based and solvent-based coatings with the same pad. Always refer to the coating manufacturer's recommendations before starting application.

CLEANING Do not use white spirit, paint stripper, or cellulose thinners for cleaning. [†] Wash with a suitable thinner. For water-based coatings, use water. Leave to dry naturally. Never soak, use hot water or apply direct heat.

STORAGE Once dry, place your paint pad in a protective cover and store in a dry, dust-free place.



Click to watch video




Keep your paint tool in top condition for your next project by storing it a protective cover - view our full range of storage solutions.

BEFORE FIRST USE PRE-WASH[†] to remove any debris or excess lint from production.

FOR BEST RESULTS PRE-WET[†] before use with a suitable thinner and remove excess for a slightly damp, primed state. Avoid using water-based and solvent-based coatings with the same roller.

CLEANING [†] Wash with a suitable thinner. For water-based coatings, use water. For solvent-based coatings, use coating recommendation or white spirit. Rinse thoroughly with clean water. Remove excess water with a clean towel. Spin to shape, stand on end, and dry naturally. Never soak, use hot water, or apply direct heat.

STORAGE Once dry, place your roller in a protective cover and store in a dry, dust-free place.



Click to watch video

Fabric Roller Covers



BEFORE FIRST USE Rinse and dry naturally to remove any debris from production.

FOR BEST RESULTS Avoid using water-based and solvent-based coatings with the same roller. Always refer to the coating manufacturer's recommendations before starting application.

CLEANING Do not use white spirit, paint stripper, or cellulose thinners for cleaning. [†] Wash with a suitable thinner. For water-based coatings, use water. Stand on end, and dry naturally. Never soak, use hot water, apply direct heat, or put chemicals in drains.

STORAGE Once dry, place your roller in a protective cover and store in a dry, dust-free place.

Foam and Flocked Roller Covers





Product Comparisons

Our convenient at-a-glance matrix guides enable you to quickly find the best product for your needs with ease from our wide selection of ranges.

Roller Covers

RANGE	SKU	SURFACE	FINISH	COVERAGE	DURABILITY	PILE
All Paints	41730, 41739	Smooth	✓✓	✓✓	✓✓	S / 4mm
Aspire®	41861, 41864, 41865	Smooth	✓✓✓	✓✓	✓✓	S / 5mm
	41871, 41873, 41874, 41875	Semi-smooth	✓✓✓	✓✓✓	✓✓	M / 10mm
	41881, 41884, 41885	Semi-smooth plus	✓✓	✓✓✓	✓✓	L / 15mm
	Earthwise® by Coral	41851, 41853, 41854	Smooth to Semi-smooth	✓✓	✓✓	✓✓
Easy Coater®	41400, 41402, 41403, 41405, 41406, 41407, 41409	Smooth to Semi-smooth	✓✓✓	✓✓	✓✓	M / 12mm
Endurance®	40701, 40703, 40704	Semi-smooth to Textured	✓	✓✓✓	✓✓	L / 18mm
	41720, 41723, 41724	Smooth to Semi-smooth	✓✓	✓✓	✓✓✓	M / 11mm
Essentials	41303, 41304	Smooth to Semi-smooth	✓	✓✓	✓	M / 11mm
Flock Coater™	41779	Smooth	✓✓✓	✓✓	✓✓	Flock
Foam Coater	41510	Smooth	✓✓	✓	✓✓	Foam
Max Coat®	41450, 41451, 41452, 41453, 41454	Smooth to Semi-smooth	✓✓	✓✓	✓✓	M / 12mm
	41462, 41463, 41464	Semi-smooth to Textured	✓✓	✓✓✓	✓✓	L / 18mm

Masking Tapes

RANGE	LINE QUALITY	ADHESION LEVEL	INTERIOR USE	EXTERIOR USE	RESIDUE-FREE REMOVAL
Essentials	Good	Mid tack	✓		3 days
Easy Blue	Good	High tack	✓	✓	14 days
Precision	Sharp	Low tack	✓	✓	7 days

Index



10305	52	31483	14	33490	30	41884	39
10321	60	31493	15	33495	30	41885	39
10411	52	31500	16	34201	24	42400	38
10498	54	31501	16	33711	26	42402	37
10499	54	31502	16	33712	26	42403	37
10500	51	31503	16	33713	26	42406	36
10501	50	31505	16	33714	26	42690	35
10505	50	31599	21	33719	26	42691	35
24300	55	31710	11	33722	26	42692	35
31110	20	31711	11	33733	25	42695	35
31111	20	31712	11	33749	28	42696	35
31112	20	31713	11	35700	59	42700	34
31113	20	31715	11	41303	45	42701	35
31115	20	31718	11	41304	45	42702	36
31116	20	31719	11	41400	41	42710	38
31128	22	31723	9	41402	41	42711	38
31129	22	31733	9	41403	41	42712	37
31200	19	31741	6	41405	41	42713	36
31201	19	31742	6	41406	41	42810	48
31202	19	31743	6	41407	41	42811	48
31203	19	31745	6	41409	41	42812	48
31205	19	31748	6	41450	44	43101	53
31206	19	31749	6	41451	44	43102	53
31303	23	31753	8	41452	44	43400	51
31310	23	31763	8	41453	44	43401	51
31409	21	31773	8	41454	44	43431	49
31416	22	31851	17	41462	44	43510	49
31417	22	31852	17	41463	44	50300	79
31430	12	31853	17	41464	44	50305	85
31431	12	31855	17	41510	47	51801	65
31432	12	31857	17	41703	43	51802	65
31433	12	32300	24	41704	43	51803	65
31435	12	32500	24	41720	42	52801	65
31436	12	32700	24	41723	42	52802	65
31437	12	32702	24	41724	42	52803	65
31451	18	32709	31	41730	46	53201	67
31452	18	33300	30	41739	46	53350	64
31453	18	33301	30	41779	47	53705	64
31455	18	33470	29	41851	40	53706	64
31458	18	33471	29	41853	40	53801	65
31459	18	33472	29	41854	40	54401	66
31463	15	33473	29	41861	39	54500	86
31471	13	33474	29	41864	39	54501	86
31472	13	33480	27	41865	39	55401	64
31473	13	33481	27	41871	39	56210	61
31475	13	33482	27	41873	39	56300	61
31478	13	33483	27	41874	39	56301	61
31480	14	33484	27	41875	39	56600	63
31482	14	33489	25	41881	39	56800	62

Index continued



56801	62	73320	82	96824	94
57300	88	73321	82	96825	94
63401	59	73322	82	96826	94
65300	59	73323	82	96827	94
69300	59	73332	80	96835	98
69500	58	73334	80	96836	92
69502	58	73335	80	96837	92
69504	58	73336	80	96838	92
69505	60	73337	80	96839	98
69510	58	73380	85	96842	108
69520	90	73390	75	96843	108
71300	70	73501	85	96844	109
71301	70	73510	66	96845	109
71302	70	73550	87	96846	109
71303	70	73620	84	96847	93
71304	70	73621	84	96848	93
71305	70	73700	31	96849	100
71350	88	73703	82	96850	107
71360	71	73711	83	96851	95
71362	71	74200	74	96852	95
71370	71	74300	74	96853	95
71372	71	76205	79	96854	95
71500	69	76300	79	96855	95
71501	69	76501	78		
71502	69	76502	78		
71503	69	76503	78		
71600	69	76701	76		
71601	69	76702	76		
71602	69	76703	76		
71603	69	81400	89		
72200	73	96800	97		
72201	73	96801	98		
72202	73	96802	97		
72204	73	96803	97		
72210	74	96807	97		
72211	74	96808	101		
72400	73	96809	101		
72410	74	96811	104		
73050	67	96812	103		
73202	82	96813	104		
73211	83	96814	104		
73300	82	96815	103		
73302	82	96816	104		
73310	83	96817	106		
73311	83	96818	107		
73312	83	96819	100		
73315	83	96820	106		
73316	83	96822	96		
73317	83	96823	102		

How to Order



hello@coral-tools.com



0800 368 8080



0800 368 7330



08:00 - 16:00 Monday to Friday

New customers

If you would like more information, please contact our Customer Care team. They will be delighted to discuss with you how Coral can best serve your needs and walk you through our short account application form.

Existing customers

Please contact us to place your order.

Making a payment by bank transfer

If you have an invoice you wish to settle, an electronic bank transfer can be sent to the following account:



Bank: HSBC Bank Plc
Sort code: 40-36-15
Account: 42532948

Making a payment by phone

If you wish to settle your account using a payment card, we can accept Visa and Mastercard over the phone by calling 0800 368 8080.

Making a payment by cheque

Cheques should be made payable to 'Coral Tools Ltd' and sent by post to Coral Tools Ltd, Unit G1 Gildersome Spur, Gildersome, Morley, Leeds, LS27 7JZ. Please mark your account number and invoice number on the reverse of the cheque.



IMPORTANT NOTICE

Coral Tools Ltd is constantly seeking ways to improve the specification, design and production of its products and alterations take place continually. Whilst every effort is made to produce up-to-date literature, this catalogue should not be regarded as an infallible guide to current specifications, nor does it constitute an offer for the sale of any particular product. Distributors and resellers are not agents of Coral Tools Ltd by any express or implied undertaking or representation.

ACCURACY AND DISCLAIMER

E&OE. All market prices, data, colours and other information are not warranted as to completeness or accuracy and are subject to change without notice. All illustrations are impressions only and provided on an indicative basis. Colours and or markings may change.

SERVICE AND DELIVERY

We are constantly striving to improve our level of service to you. Should you have a query regarding your delivered order please contact us within five working days.

TERMS AND CONDITIONS

Refer to our website at www.coral-tools.com/legal to download our Standard Terms & Conditions. Alternatively, contact us and a member of our team will send you a copy.

INTELLECTUAL PROPERTY

All copyright, design rights and intellectual property rights existing in our designs and products and in the images, text and design of this document are and will remain the property of Coral Tools Ltd. Coral, Headlock, Earthwise, Aspire, Endurance, Easy Blue, Easy Coater, Easy Prep, Flock Coater, Foam Coater, Hybrid, Iceviz, Max Coat, Paintrite, Paintwiz, Seal & Save, Shurglide and Zero-Loss are trademarked in the UK and other countries. Coral will strictly enforce any infringement or unauthorised use of our trademarks and / or intellectual property.
© 2024 Coral Tools Ltd. All rights reserved.



Coral Tools Ltd
Unit G1 Gildersome Spur, Gildersome,
Morley, Leeds, LS27 7JZ UK

Email: hello@coral-tools.com
Call: **0800 368 8080** Fax: **0800 368 7330**

coral-tools.com

@coraltools



E&OE. All rights reserved. Neither the catalogue, the text, images, drawings or any other part may be used in any form without the permission of Coral Tools Ltd, or reproduced, stored in a data request system, photocopied, recorded or transmitted electronically or by any other means. All contents of this catalogue are correct at the time of print to the best of our knowledge. Coral Tools Ltd cannot be held responsible for any errors in the description or representation, and we reserve the right to change specifications without notice. © Coral Tools Ltd 2024

Registered in England and Wales (#08126589) at Unit G1 Gildersome Spur, Gildersome, Morley, Leeds. LS27 7JZ, UK. VAT No. GB394829442