

FULLY AUTOMATIC ESPRESSO COFFEE MACHINES

S20 Fresh Brew

S20 FRESH BREW











Performance

Recommended Daily Coffee Output (cups/day) **200**

Freshly brewed coffee at the tap of a button to enjoy all the aromas of freshly ground coffee.

This new version of **S20** allows to have **Fresh Brew coffee indifferent cup size**: 12, 16, 20 and 24oz. Moreover, **S20 FB** allows you to select up to **2 different temperatures** to enjoy fresh brew in the way you prefer. Thanks to the metal coffee-group this coffee machine always guarantee the highest quality.



-  Recommended cups per day: up to 200
-  Double Tamping Feature for 20 and 24oz
-  Pre-heated Metal coffee group
-  7.0" touch screen, up to 96 drink selections
-  Smart Boiler
-  Wi-Fi Connectivity
-  Hot & Cold fresh Brew
-  Bi-directional Telemetry
-  4 different Cup Size
-  USB-Port

Features	S20 Fresh Brew
Touch Screen drink selections	up to 96
Pre-setted recipes	36
Boilers and capacity (litres)	1 x 2,6
Grinder-dosers	2
Coffee hoppers and capacity (Kg)	2 x 1,2
Coffee group diameter (mm)	50
Ground Disposal Kit	yes
Microfilter	yes

Technical information

Width x Depth x Height (in)	14.6 x 24.4 x 30
Weight (lbs)	157
Power at 208-240V 60Hz (W)	3500-4600 W

Accessories

CSI/CCI Cable	CODE: 535959000
---------------	-----------------