

FULLY AUTOMATIC MACHINES

S15 CS10

MilkPs, Solubles





Performance





Coffee Output (cups/h)	160
Cafè Creme (cups/h)	100
Cappuccino output (150 cc cups/h)	160
Hot Water Output (L/h - 500cc quantities)	25
Liquid Heating - Steam Wand (Lt/h - 500cc quantities)	25

The new **S15**, smart and versatile fully automatic machine, is designed to guarantee a wide menu of beverages even more customizable, as well as a superior capacity of its boiler. User-friendly and professional, **S15** is the perfect ally for office environments or other locations that require medium-low daily performance.

Bi-directional telemetry on board.



-  Recommended cups per day: up to 150
-  Metal reinforced techno-polymer coffee group
-  Embedded solubles system
-  Smart Boiler

-  7.0" touch screen, up to 96 drink selections
-  HQ Milk
-  Manual steam wand
-  MilkPs

-  AWS - Automatic washing system
-  Bi-directional telemetry
-  USB
-  Wi - Fi

Features

	S15 CS10
Touch Screen drink selections	up to 96 (8 per page)
Hot water selections	2
Boilers and capacity (L)	1 x 2
Grinder-dosers	2
Coffee hoppers and capacity (g)	2 x 0,65
Soluble hoppers and capacity (Kg)	1 x 1,5
Coffee group diameter (mm)	38 or 46
Mixer soluble powder	1
Steam wand	1
No-coffee sensor	-
Main spout	Manual

Technical information

Width x Depth x Height (mm)	350 x 605 x 715
Weight (Kg)	49
Power at 220-240V~ 50Hz (W)	2700 - 3100 13A
Power at 220~ 60Hz (W)	2700 13A

Accessories

Coffee Hopper extension (up to 1,6 Kg) 1px	
Soluble Hopper extension (up to 2,9 Kg) 1px	
Kit Milk Foam	
Kit for washing undercounter	
CSI/CCI cable	



Specialty Beverage Solutions

7519 Flint Road SE, Calgary, AB T2H 1G3
Tel: 1-888-805-5528 | Email: sales@sbsolutions.ca
www.sbsolutions.ca

