



BALANCE BOY AND GIRL

3D PEN TEMPLATE



Thank you for your purchase!

Enjoy our 3D pen stencils. They are meant to serve as guide to make 3D pen creations more accurate and enjoyable. You can use them free hand, but they work best with our **3Dmate STARTER Design Mat**

- **Free hand** - place the stencil on a flat surface and trace the printed lines with the 3D pen (you may cover the printout with parchment or tracing paper). Once filament cools, remove the pieces from the paper and fuse them together as instructed.
- **3Dmate STARTER Design Mat** – the easy way to improve the quality of your creations. Place the stencil under the mat, draw within the indicated grooves. Once the filament cools, bend the mat and remove the piece and fuse together with other parts as instructed. Enjoy your perfect 3D creations.

NOTE: These and additional stencils are available for download at: www.the3dmate.com/projects. Please enjoy.

3Dmate STARTER can be purchased on Amazon.

Search for keyword:

“**3Dmate STARTER 3D Pen Mat**” or use the QR code

Choose 3Dmate STARTER branded mat to assure stencil compatibility.



Please leave us a review on Amazon.

Your review helps other customers and is greatly appreciated.



Get all the filament colors needed to complete this creation and more!

Buy Filamate 36 color PLA filament pack on Amazon at: www.bit.ly/filamate-stencils



You can find helpful YouTube video guide showing how to complete this stencil here:

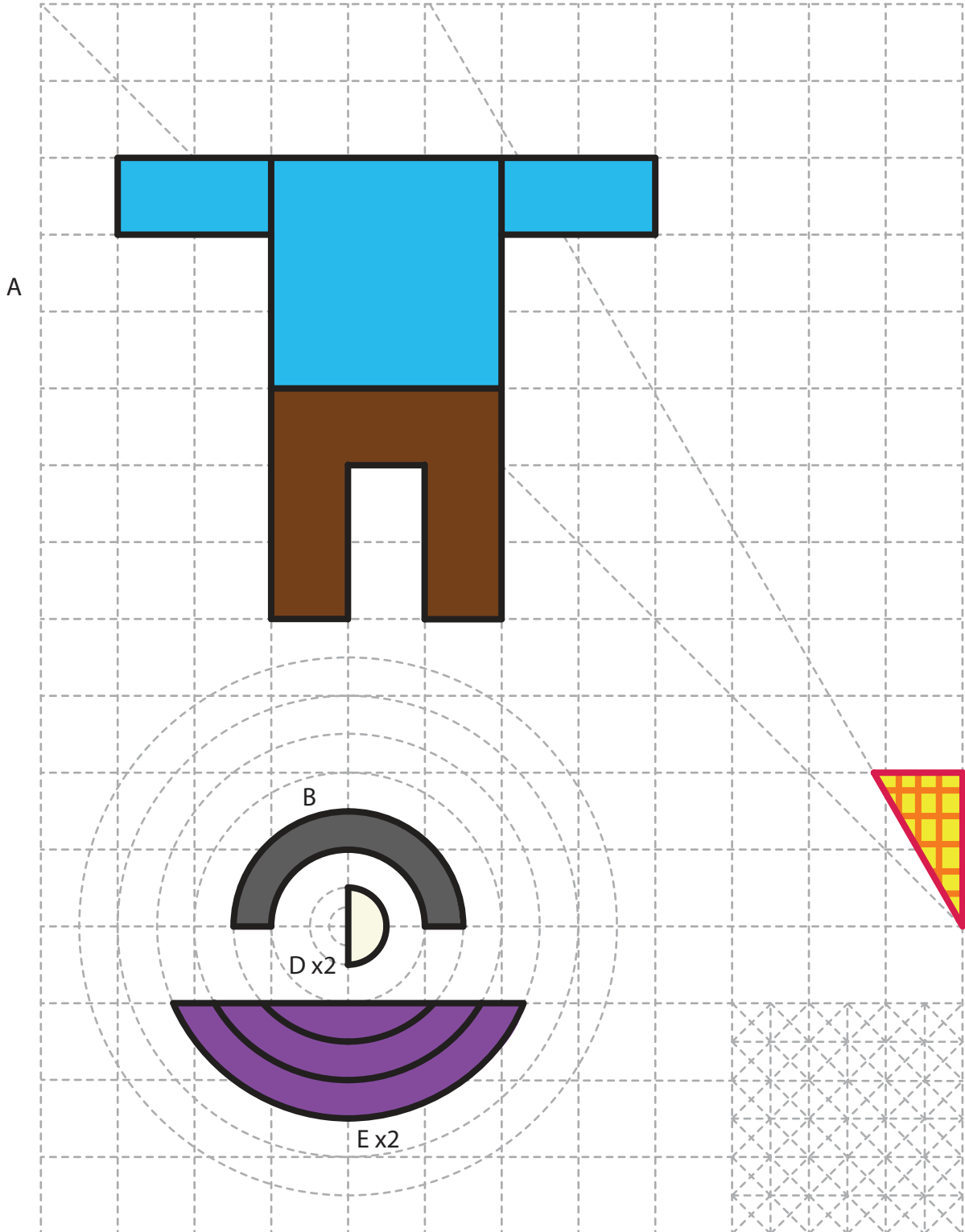
www.bit.ly/3dmate-yt-balance-boy
www.bit.ly/3dmate-yt-balance-girl




3Dmate STARTER design mat is available on Amazon
www.bit.ly/3dmate-starter-amazon



Video Tutorial Available at:
www.bit.ly/3dmate-yt-balance-boy



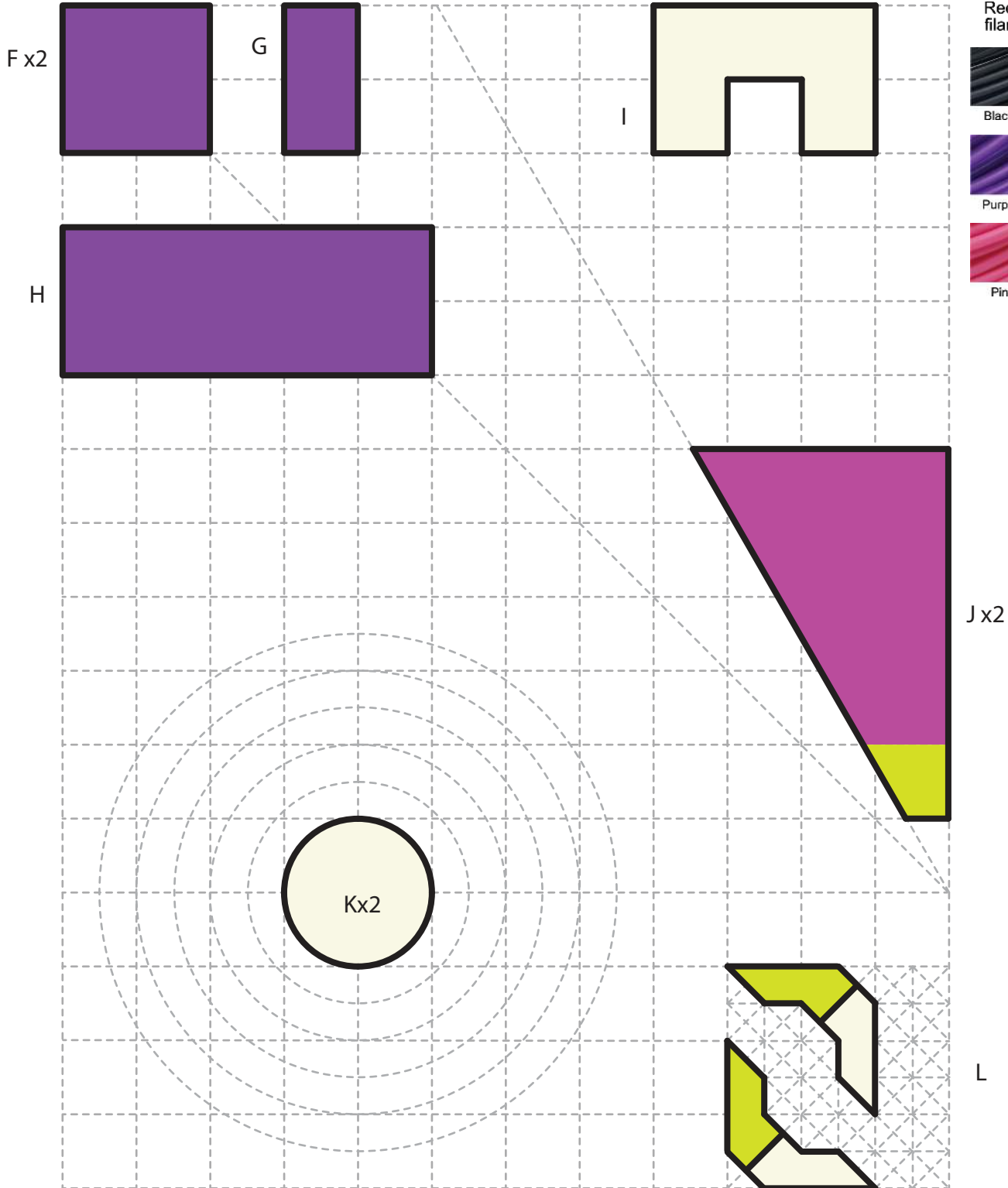
Recommended filament colors:




3Dmate STARTER design mat is available on Amazon
www.bit.ly/3dmate-starter-amazon

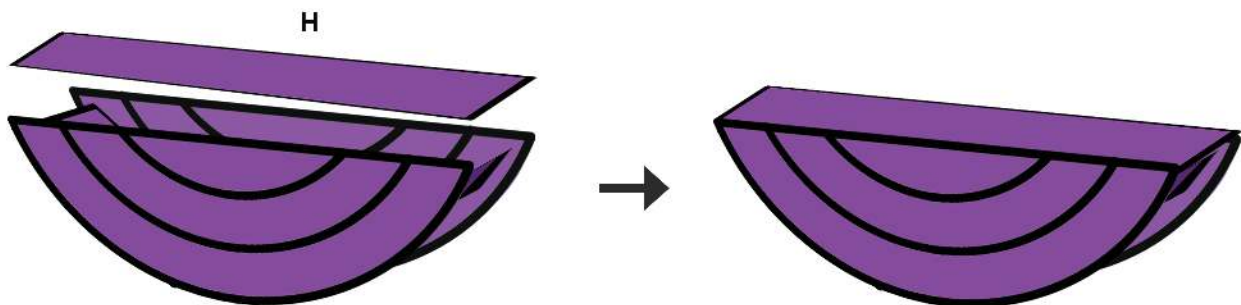
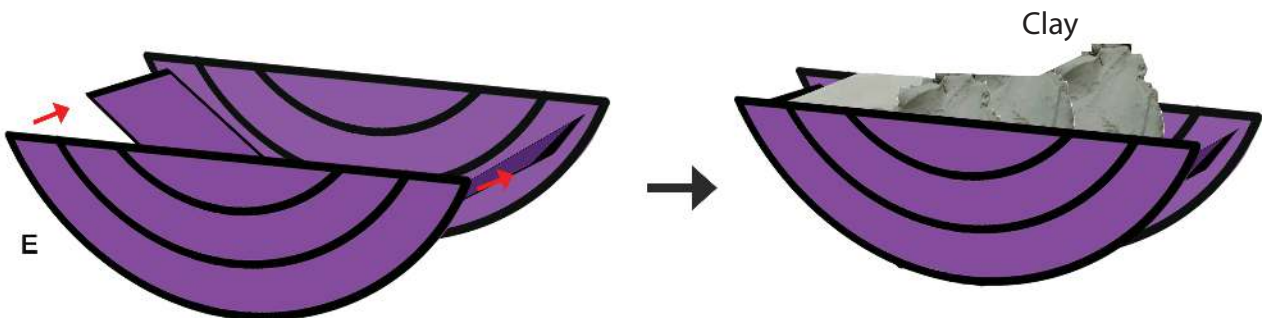
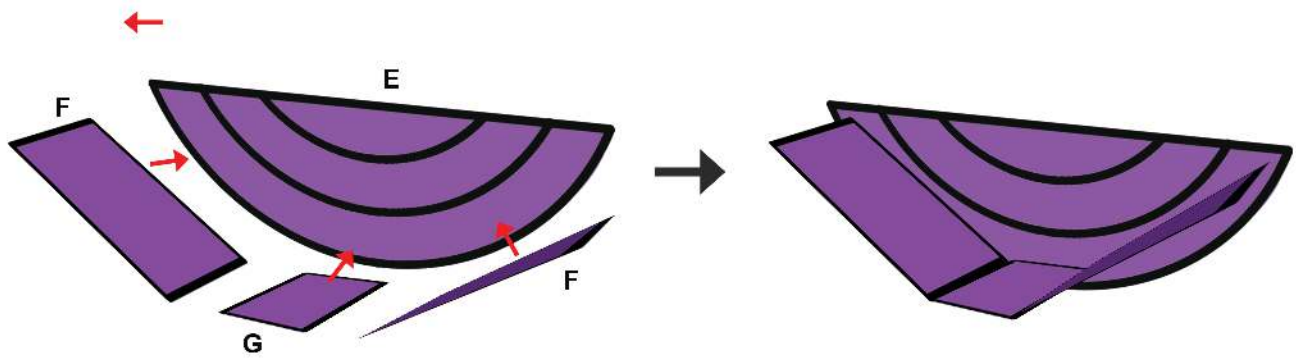
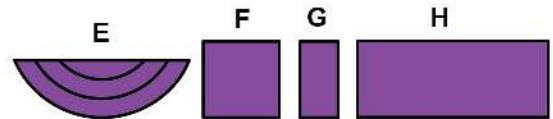




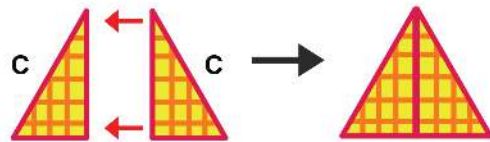
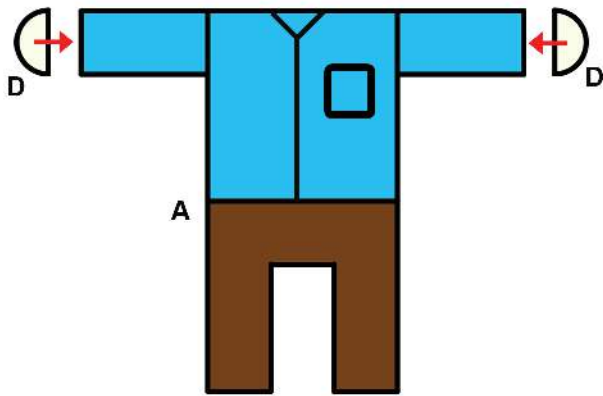
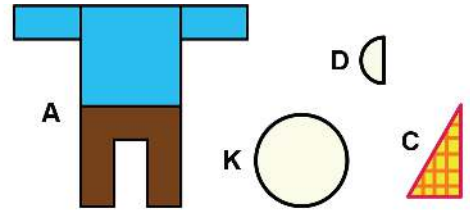

Video Tutorial Available at:
www.bit.ly/3dmate-yt-balance-girl






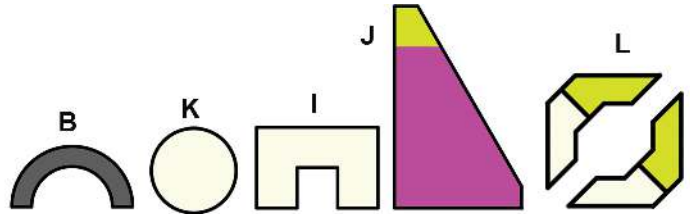

Recommended filament colors:

















GET INSPIRED!

Find inspirational ideas as well as tips, tricks and free downloadable stencils for the 3Dmate Design Mat, by visiting our PROJECTS page at:

www.the3dmate.com/projects or Scan the QR code



PROJECTS

